



FITTINGS • VALVES • HOSE • CLAMPS & ACCESSORIES



2021



MIDLANDINDUSTRIES.COM | FIND US ON: f i n

ACCOUNT MANAGER

FULL CONTROL AT YOUR FINGER TIPS!

MUCH MORE THAN JUST PLACING ORDERS!

LOG INTO

ACCOUNT MANAGER FOR:

- Get Account Information
- New Customer Profile
- Check Your Order History
- Access Your Invoices
- Download Current Pricing
- Print Bin Labels
- Check Backorders
- Print Invoices
- Pick A Preferred Warehouse
- Save Orders
- Manage Part Numbers
- Quick Order
- Upload Your Order
- And More...

The screenshot shows the Midland Industries Account Manager interface. At the top right, there is a 'Login or Open an Account' link and a search bar with a 'SEARCH' button and a shopping cart icon containing '1'. Below the search bar is a navigation menu with links for HOME, ABOUT US, OUR SERVICES, CONTACT US, and BLOG. A secondary menu contains buttons for UPLOAD, SAVED ORDER, DOWNLOAD PRICING, BIN LABELS, and BRASS CATALOG SHOP. The main content area is divided into several sections: 'Speed Order' with a form for adding items to a cart; 'Survey' with a form asking 'What industries do you serve?' and 'Any Other Industries Served?'; 'Check Price and Availability' with a search bar; 'Account Links' with buttons for 'Place an Order (?)' and 'Manage Part Numbers (?)'; 'Overview' with a table showing 'Orders (?)', 'Invoices (?)', 'Open', and 'Total' counts; 'Your Preferred Warehouse' with a map of the United States; and 'Account Details' with fields for 'Account #', 'Company Name', 'Sales Rep', 'Multiplier', and 'Saved Orders'.

LOG IN TO MIDLANDINDUSTRIES.COM

VISIT WWW.MIDLANDINDUSTRIES.COM AND LOGIN TO YOUR ACCOUNT USING YOUR CUSTOMER ID AND PASSWORD.

- View your price and available stock.
- View open orders and tracking information on all shipments.
- Download pricing files.
- Update your Customer Profile and Contacts
- For Purchasing, Accounts Payable, Sales, and Marketing.
- Check your message center to see the latest updates and specials.

CUSTOMER ID # : _____

PASSWORD : _____

MULTIPLIER : _____

Fax 1-800-877-5391



sales@midlandindustries.com

FIND WHAT YOU NEED

TABLE OF CONTENTS	INTRO 4-6
PICTORIAL	PAGES 21-49
NUMERICAL INDEX	PAGES 592-626
GENERAL INFORMATION	PAGES 627-629
KNOWLEDGE BANK	PAGE 630
THREAD INFORMATION	PAGE 635
THREAD PROFILES	PAGE 636

CUSTOMER TOOLS

MARKETING SOLUTIONS	INTRO 9-15
LOCATIONS / TRANSIT MAPS	INTRO 19-20
ACCOUNT MANAGER	INSIDE FRONT COVER

PRODUCTS AND SERVICES



CUSTOM CATALOGS SEE INTRO PAGE **10**



PRIVATE LABELING SEE INTRO PAGE **12**



CUSTOM BIN LABELS SEE INTRO PAGE **13**



MOBILE APP SEE INTRO PAGE **14**



BRASSCATALOG.COM WEBSITE SEE INTRO PAGE **15**

MIDLANDINDUSTRIES.COM

NEW PRODUCTS INTRO PGS 7-8

PICTORIAL INDEX PGS 21-49

BRASS PGS 1-164

LEAD FREE PGS 165-199

LF VALVES & PLUMBING PGS 200-220

VALVES PGS 221-273

NIPPLES & FITTINGS PGS 274-364

PLASTIC PGS 365-379

HOSE ACCESSORIES PGS 380-408

HOSE PGS 409-438

CLAMPS PGS 452-472

TUBING PGS 473-479

PRESSURE WASHER 480-485

PNEUMATICS PGS 486-508

TRUCK & TRAILER PGS 509-530

HYDRAULICS PGS 531-575

STAINLESS STEEL ADAPTERS 576-591

NUMERICAL INDEX 592-626



THE BUILT TO SERVE ADVANTAGE

As a new family of companies working together we're building the most powerful platform our industry has ever seen.

Founded upon a legacy of customer service, our mission is to give you a distinct competitive advantage. As a leader in globally sourced and domestically manufactured products we're providing needed innovations to distributor supply chains with a variety of marketing and data driven initiatives.

Save time and money with the industry knowledge that comes from decades of experience and hard work. Building advantage means you gain access to our growing network of distribution centers across North America. Come see what the Midland Advantage can do for your business.

THE PERFECT FIT

For decades the Midland family has been the chosen manufacturer and supplier of fittings, valves, hose and accessories to distributors across North America. Today's Midland Industries and our family of companies are committed to helping our customer serve their customers better Experience simple, worry-free products and innovations that make doing business easier.



Midland Metal

A MIDLAND INDUSTRIES COMPANY



Anderson Metals

A MIDLAND INDUSTRIES COMPANY



STAINLESS
ADAPTERS INC.

A MIDLAND INDUSTRIES COMPANY



CHAMPION BRASS
FITTINGS • CONNECTORS • VALVES

A MIDLAND INDUSTRIES COMPANY



MID-AMERICA
FITTINGS, LLC.

A MIDLAND INDUSTRIES COMPANY



BUCHANAN
RUBBER LTD

A MIDLAND INDUSTRIES COMPANY



AMIFLEX INC.

A MIDLAND INDUSTRIES COMPANY

www.MidlandIndustries.com | 800-821-5725

Connect with us



TABLE OF CONTENTS



INTRODUCTION

Account Manager	1
Find What You Need	2
About Midland Industries	3
Table Of Contents	4
New Products	7
Suite Of Marketing Tools	9
Custom Catalog	10
Shop Brass Catalog	11
Private Label Shipping	12
Bin Labels	13
Midland App	14
Brasscatalog.com	15
Customer Profile	16
Oem Solutions	17
Domestic Manufacturing	18
Distribution Locations	19



LEAD FREE

Lead Free Fittings	165
Lead Free Pipe	166
Lead Free Hose Barb	174
Lead Free Garden Hose	177
Lead Free Flare	180
Lead Free Compression	186
Lead Free Valves	198
Lead Free Ball Valves	201
Lead Free Press Ball Valves	204
C/E Pex & Pex Ball Valves Lead Free	205
Lead Free Push-Fit Ball Valve	206
Lead Free Gate, Check etc	207
Lead Free Frost Free Sillcock	208
Lead Free Hose Bibb, Boiler Drain, Sillcock	209
Lead Free Supply Stops	212
Lead Free SS Supply Connectors	213
Transition, Water Meter	218
Rubber Couplings	220



BRASS FITTINGS

Pipe Fittings	1
Hose Barb Fittings	14
Push On Barb Fittings	30
Garden Hose Fittings	37
Sae 45° Flare	49
Inverted Flare Fittings	68
Compression Fittings	76
Flareless Fittings	90
Push-In/ Push-To-Connect Fittings	95
Brass Push-In Fittings	96
Nickel Plated Push-In Fittings	102
N/P w/ N/P Collet	111
SS Push-In	115
Composite Body Push-In Fittings	119
D.O.T. Push-In Tube Fittings	127
Composite Body Dot Airbrake Fittings	134
D.O.T. Air Brake - Nylon Tubing	139
D.O.T. Air Brake Reusable Hose/ Fittings	146
Adapters For Grease Fittings	153
Specialty Valves And Cocks	154



VALVES

Forged Brass Ball Valve	222
Locking Handle Ball Valve	223
Butterfly Handle Ball Valve	223
Nickel Plated Ball Valve	224
N/P Ball Valve W/Ss Trim	225
Italian Ball Valve	226
Male X Female Brass Ball Valve	227
Italian Male X Female Ball Valve	228
Tee Handle Ball Valve - Male X Female	229
Locking Handle Ball Valves - Female X Male	230
Gas Ball Valves	233
Side Outlet 3-Way Ball Valve	238
Brass Gate Valve	240
Bronze Ips Gate Valve	241
Ductile Iron Valves	263
And Accessories	263

TABLE OF CONTENTS (CONTINUED)



NIPPLES & FITTINGS

Brass Nipples	275
Bronze Fittings	284
Lead Free Brass Fittings	284
Stainless Steel Fittings	308
Black And Galvanized Steel Nipples	316
Merchant Couplings	335
Api Line Couplings	336
Malleable Fittings	337
Steel Fittings	347
300# Malleable	349
Bull Plugs And Swages	351
Carbon Steel Flanges	353
Copper Fittings	359



PLASTIC FITTINGS

Schedule 80 Pvc Nipples	366
Pipe-Nylon Poly	368
Hose Barb	370
Garden Hose	374
Compression	375
Plastic Push-In Tube Fittings	376



HOSE ACCESSORIES

Cam And Groove	381
Crimplok Cam & Groove	393
Combination Nipples	398
Combination Nipples	399
Hose Barb X Male Pipe	399
Victaulic Grooved	399
Combination Nipples	399
Hose Menders	403
Universal Coupling	404
Ground Joint Coupling	405
Fire Hose Fittings	408



BUCHANAN HOSE

Air & General Purpose	416
Material Handling	420
Petroleum & Chemical	423
Water Suction & Discharge	431
Ferrules	439
Sleeves	445



HOSE CLAMPS

Worm Gear Clamps	453
Quick Release	457
T-Bolt Clamps	458
Mega Clamps	459
Constant Torque Hose Clamps	462
Muffler Clamps	465
Exhaust Clamps	466
Carbon Steel 1-Ear Clamps	467
Ear Clamps	468
Hammerlock Clamps	468
Clamp Tools	469
Lined Band Clamps	470
Hose Ferrules	472



TUBING

Polyurethane NSF 51®	474
Polyethylene	475
Nylon 12 Tubing	477
PVC Polyvinylchloride Tubing - NSF61	478
Tube Cutters	478
Aluminum Tubing - Easy Bend	479
Copper Tubing - Refrigeration Tubing	479



HIGH PRESSURE SPRAYERS

Nozzles	481
Swivels	482
Sprayers	483
Quick Disconnects	484



PNEUMATICS

Industrial Interchange	487
Universal Series Couplers	489
Aro 210 Interchange	490
Automotive/ Parker Interchange (Tru-Flate)	491
Lincoln Interchange	492
Straight Through	493
Mini/ Mold	493
Vents, Mufflers, Filters	494
Manifolds	496
Safety Valves	497
Tank Valves	498
Blow Guns	499
Tire Gauges	500
Foot Chucks	501
Gauges	505
Teflon Tape	508



TRUCK AND TRAILER

Air Coils	509
Hose Support	510
Gladhands	513
Air Cylinder	517
Coiled Cable	521
Accessories	527
Nylon Dot Air Brake Tubing	529
Fuel Line And Air Brake Hose	530



HYDRAULIC ADAPTERS & ACCESSORIES

Technical Information	532
Profile Size Chart	538
JIC	542
Pipe	548
O-Ring	553
BSP/Metric	563
Flange	572
QDs	567
Flow Control	570



STAINLESS STEEL ADAPTERS

JIC	580
Pipe	584
SAE O-Ring	588
Hose Crimp	591

NEW PRODUCTS

STAINLESS STEEL SUPPLY CONNECTOR

BALLCOCK CONNECTOR NOW
WITH N/P BRASS NUT



PAGE: 260

LEAD FREE, FULL PORT BRASS BALL VALVES PUSH-FITTING END



PAGE: 252

LF BRASS FROST FREE SILLCOCK VALVES/ ANTI SIPHON



PAGE: 254

LOW PRESSURE LF BRASS VALVES



PAGE: 255-257

NOW CARRYING FULL LINE OF



 A MIDLAND INDUSTRIES COMPANY



 A MIDLAND INDUSTRIES COMPANY

**NICKEL PLATED
PUSH-IN FITTINGS
WITH NICKEL
PLATED COLLET**



PAGE: 146

**BRONZE IPS
GATE VALVE**



PAGE: 285

SS PUSH-IN FITTINGS



PAGE: 150

BLIND FLANGES



PAGE: 400

**SCH 40 SINGLE RUN
NIPPLE BLACK**



PAGE: 368



BUILDING ADVANTAGE STARTS WITH VISIBILITY.

YOUR BRAND IS OUR BRAND. At Midland we keep our name off of everything so your customers only see yours. Our dedication to being a silent partner helps you build your brand while gaining critical exposure your market.

Our customized suite of **MARKETING TOOLS** helps you grow and expand your business. We make it simple to sell and ship with greater ease and accuracy.

TO SCHEDULE A DEMO CONTACT; SALES@MIDLANDINDUSTRIES.COM. LET'S START BUILDING TOGETHER!

MARKETING



CUSTOM CATALOG

Print custom catalogs with your brand, your pricing and your contact information.



FREE E-COMMERCE SITE

We will provide you with a free, fully functional, custom branded e-commerce site, pre-loaded with all of Midland's 20,000 items.

ORDER GATHERING



BIN LABELS

Create & print personalized bin labels with your brand to affix to bin boxes. Helps with reorders and managing your warehouse.



MIDLAND APP

Use the app to scan bin labels on location to quickly reorder, check stock and pricing. Save orders to submit later.

SHIPPING



PRIVATE LABEL

Private label shipments with your logo on boxes, packing slips and product labels...shipped how you want it, today!



ABC SUPPLY
1234 Main Ave, Supply, NY - 10001
WWW.ABCSUPPLYZ.COM - 1-888-555-5555

WWW.ABCSUPPLYZ.COM - 1-888-555-5555
1234 Main Ave, Supply, NY - 10001
ABC SUPPLY

CUSTOM CATALOG

Print custom catalogs with your brand, your pricing and your contact information.

A UNIQUE CATALOG AT A REASONABLE PRICE

Using Midland's newest catalog as a template, we can completely customize the look, contact information, and pricing to fit your company's needs. The process is simple and takes about a month to complete (times may vary due to the printer's schedule). Work with our designer to customize a catalog that is unique and properly represents your company.

Custom Catalogs have list prices so your sales team can use to sell to your customers.

OPTION A (FREE): CUSTOM DIGITAL

Our designers will work with you to create a cover that incorporates your branding. Choose between a Flip catalog, PDF or Both!

OPTION B: CUSTOM COVER CONTACT YOUR SALES REP FOR PRICING

Our designers will work with you to create a cover that incorporates your branding. Cover will be full color with black and white internal pages. No custom options for internal pages. No minimum quantity required.

OPTION C: BLACK & WHITE CUSTOMIZED CATALOG CONTACT YOUR SALES REP FOR PRICING

Your company logo and contact information will print on the footer of each page. Includes a full color custom cover with black and white internal pages. Minimum of 25 required.

OPTION D: FULL COLOR CUSTOMIZED CATALOG CONTACT YOUR SALES REP FOR PRICING

Your company logo and contact information will print on the footer of each page. Entire catalog is printed in full color. Minimum of 25 required.

GET STARTED TODAY

MidlandIndustries.com/marketing

UNION TEE		SAE# 130438				
Part #	Thread size NPTF	A	B	C	Approx. Wt. Lbs.	List Price
28-024	1/8"	0.55	0.55	0.56	0.08	8024
28-025	1/4"	0.78	0.78	0.68	0.17	8025
28-026	3/8"	0.84	0.84	0.81	0.22	8026
28-027	1/2"	1.09	1.09	1.00	0.45	8027
28-028	3/4"	1.16	1.16	1.25	0.64	8028
					1016	2028

UNION FORGED TEE		SAE# 130438				
Part #	Thread size NPTF	A & B	Body Width	Approx. Wt. Lbs.	List Price	
28-032	1/8"	0.56	0.51	0.66	8032	
28-033	1/4"	0.71	0.68	0.83	8033	
28-034	3/8"	0.81	0.81	0.96	8034	
28-035	1/2"	1.00	1.00	0.27	8035	
28-036	3/4"	1.16	1.25	0.51	8036	
28-033	1"	1.42	1.50	0.54	8033	
					117	



ABC SUPPLY

search items...



Log In | Register

CATEGORIES

- Accessories
- Brass
- Clamps
- High Pressure
- Sprayer
- Hydraulics
- Lead Free
- Nipples & Fittings
- Pneumatics
- Truck And Trailer
- Tubing
- Valves



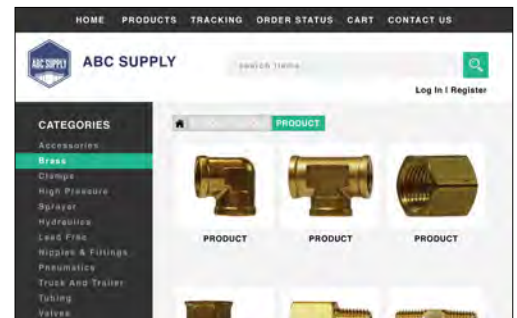
SHOP.BRASSCATALOG

Midland Industires will provide you with a fully functional branded E-commerce site, preloaded with every one of Midland's 40,000 items.

HOW IS IT USED?

Shop Brass Catalog (SBC) is an e-commerce platform we have developed for our customers to sell our products to their customers. Our customers can choose to have Midland fulfill the order or they can fulfill the order themselves.

SBC can be used as a Point of Sale system for showroom floor sales. Simply enter the order on the website while the customer is at the counter, get P.O. number from the customer and enter the order. Then simply use the site to log orders and bill them.



Product	Part Number	Quantity	Unit Price	Total
ITEM 1	ABC724456	<input type="text" value="100"/>	\$3.53	\$353.00
ITEM 2	ABC78901	<input type="text" value="100"/>	\$9.49	\$949.00
ORDER SUBTOTAL				\$1,302.00
ESTIMATED SHIPPING				\$22.73
TOTAL				\$1324.73

ADDITIONALFEATURES

- Easy Sign-Up
- Free Marketing Materials
- Cart and Checkout
- Admin Page



IDENTIFICATION TAGS

Tags and packing slips are printed with your company information.

SHIPPING

Shipped in a blank box, with no reference to Midland anywhere.

GET STARTED TODAY

MidlandIndustries.com/marketing

PRIVATE LABELING

Private label shipments with your logo on boxes, packing slips and product labels.

SHIPPED HOW YOU WANT IT, TODAY!

Last year, Midland Industries shipped over 17,000 private labeled packages for our customers. Our customers trust Midland with their customers! Private-labeled packages are shipped in generic boxes with your return shipping information on the pack list and a generic UPS label; Midland isn't referenced anywhere on the shipment. Using this program you have access to an additional 40,000 items without investing in additional inventory. Drive up your profits-not your inventory costs-by using Midland Industries' Private Label Shipping.



PERSONALIZED

Print labels with pictures and barcodes.

SCAN

Using the Midland Metal mobile app you can scan the labels to check stock and place orders.

CUSTOMER SERVICE

Put your custom labels on your customer's bins.

GET STARTED TODAY

MidlandIndustries.com/marketing

BIN LABELS ON DEMAND

Now you can create and print personalized Bin Labels on demand for any product that Midland carries. Labels can be customized with your logo or name. Multiple sizes available.

BIN LABELS FOR MIDLAND PRODUCTS

Looking for a way to keep your foot in the door with your customers? Try labeling their bins. Using easy-to-follow steps, you're able print labels with pictures and barcodes. Then, using the Midland app, scan the labels on the bins to place orders. Not only will you save time with stock replenishment, you will improve your relationship with your customers as well.

4" x 2"

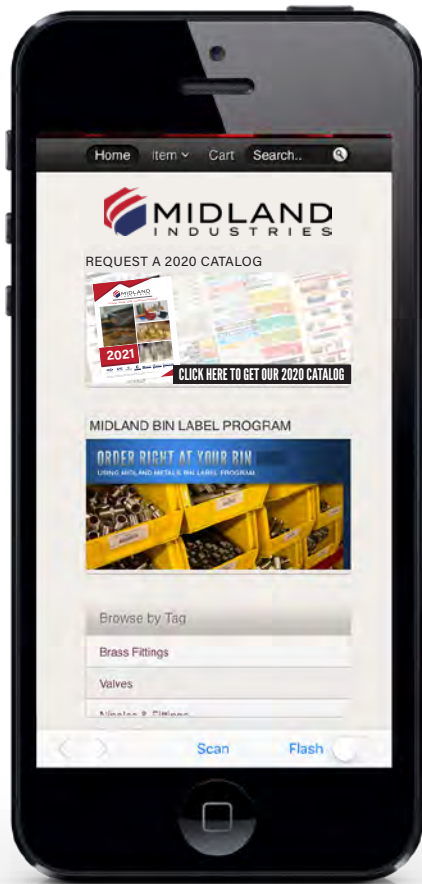


3.5" x 2"



2.625" x 1"





CHECK STOCK/PRICING

The mobile app gives you quick access to stock and pricing on your displayed items.

SEARCH

Search for products by part number or keyword. Browse by category or type.

CUSTOMER SERVICE

Manage your customer's inventory by using your custom bin labels. Scan for quick reordering.

GET STARTED TODAY


MidlandIndustries.com/marketing

MOBILE APP

Use the app to scan bin labels on location to quickly re-order, check stock or pricing. Save orders to submit later.

SCAN BIN LABELS FOR EASY ACCESS

You can affix these bin labels on your bins and/or your customer's bins. Use the app on your smartphone to quickly scan labels for re-order or to save orders to place at the end of the day.





PDF CATALOG

Full color or black/white PDF catalog online.

PRINT

Print by product category or page. Available in color or black/white.

GET STARTED TODAY

MidlandIndustries.com/marketing

BRASSCATALOG.COM

Brasscatalog.com is an unbranded sales and marketing tool. Use it to provide your customers with specifications, pictures and pricing. With no reference to Midland. Your customers can access over 40,000 products by product category.

Online, download or print a generic line card, pictorial index and product category pages with no reference to Midland Industries.

Access catalog pages with list prices so your sales team can use to sell to your customers.

Fax 1-800-877-5391



sales@midlandindustries.com

CUSTOMER PROFILE

To better serve you, Midland has added a customer profile page to the account manager tab on midlandindustries.com. We want to ensure that we are sending the right information to the right people. Please take a minute to make sure your information is up to date. Thank You!

Purchasing: New product information, Order acknowledgement, Updated pricing, Specials

Sales and Marketing: Suite of marketing tools, Library of sales resources

Accounting: Invoices, Payment information

HELP US HELP YOU!

What is your website address?

What Industries do you serve?
Please check all that apply

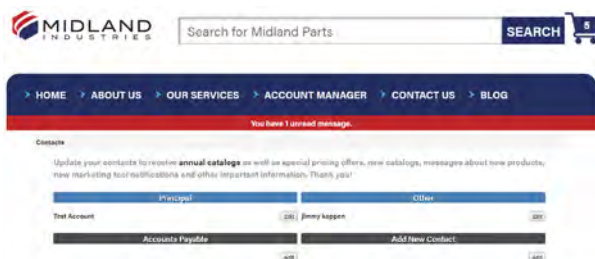
<input type="checkbox"/> Beverage	<input checked="" type="checkbox"/> Car Wash
<input type="checkbox"/> Compressor	<input type="checkbox"/> Farm and Ag
<input type="checkbox"/> Fastener	<input type="checkbox"/> Fire Protection
<input type="checkbox"/> Fluid Power	<input type="checkbox"/> HVAC
<input type="checkbox"/> Hardware/Retail	<input type="checkbox"/> Hose and Fitting
<input type="checkbox"/> Hydraulics	<input type="checkbox"/> Industrial Supply
<input type="checkbox"/> Irrigation	<input type="checkbox"/> LP Gas
<input type="checkbox"/> MRO	<input type="checkbox"/> Marine
<input type="checkbox"/> OEM	<input type="checkbox"/> Oil and Gas
<input type="checkbox"/> PVF	<input type="checkbox"/> Plumbing
<input type="checkbox"/> Pneumatics	<input type="checkbox"/> Power Transmission
<input type="checkbox"/> Pressure Washer	<input type="checkbox"/> RV and Mobile Home
<input type="checkbox"/> Refrigeration and Appliance	<input type="checkbox"/> Swimming Pool
<input type="checkbox"/> Truck and Auto	<input type="checkbox"/> Utility
<input type="checkbox"/> Water Filtration	<input type="checkbox"/> Water Works
<input type="checkbox"/> Waterwell	

Any Other Industries Served?

What Buying Groups do you belong to?
Please check all that apply


<input type="checkbox"/> AD	<input checked="" type="checkbox"/> IDCO
<input type="checkbox"/> IDC	<input type="checkbox"/> Net Plus Alliance
<input type="checkbox"/> DPA	<input type="checkbox"/> IBC
<input type="checkbox"/> Equity	<input type="checkbox"/> Omni
<input type="checkbox"/> WIT	<input type="checkbox"/> HDA
<input type="checkbox"/> VIPAR	<input type="checkbox"/> Embassy

Any Other Buying Groups?



**UPLOAD YOUR LOGO IN
ACCOUNT MANAGER TO
UTILIZE ALL OF OUR
CUSTOMIZABLE
MARKETING TOOLS!**

To access your customer profile, log in to your account manager and select the profile tab along the top menu.



MIDLAND OEM SOLUTIONS

In an ever changing global business environment, all applications are not created equal. As an OEM partner, Midland can help the distributor work with Original Equipment Manufacturers and specify solutions in order to make informed purchasing decisions around technology, applications and relevant specification requirements.

Certain OEM applications require specific fittings, hoses, clamps and valves. For example, your application may require easier installation, a globally available product, or extended life among other critical features. No matter what the application, Midland is prepared to meet the demands of your end user business with our OEM solutions and equipment.

When you work with Midland, you are getting a Midland designed product made worldwide in our factories in the US, Asia and Europe, assembled by dedicated employees. Therefore, as an OEM wholesale partner, Midland Industries can promise premier customer service, high quality manufacturing standards, on-time delivery and a philosophy of continuous improvement. This allows the distributor to remain competitive in the marketplace and achieve growth objectives on new and existing projects.

As part of the Midland OEM program, you can expect increased co-marketing opportunities, better market planning with our sales force, and improved customer engagement with co-managed objectives.

INNOVATIVE THINKING. INNOVATIVE SOLUTIONS. PARTNERING FOR YOUR SUCCESS!

Ask about our OEM Solutions – contact specials@midlandindustries.com to get started today.

DD	8-8-72	Mid-America Fittings, Inc. 7604 Wedd Street Overland Park, KS 66204
CHT	8-9-72	
CHT	8-9-72	
DATE		PART DESCRIPTION: CONNECTOR- 5/16 INV. X 1/4 S
REDRAWN ON 10-31-2013 BY CAD/CAM		



DOMESTIC MANUFACTURING

Midland Industries is a leading manufacturer of our MAF™ brand of industrial fitting products for use by OEM's and wholesale distributors.

Midland Industries Engineering and Design team works closely with OEM's in the automotive, trucking, HVAC, industrial, consumer and commercial electronics and appliances and fluid industries. We take original design concepts, sometimes drawn on nothing more than a lid of a pizza box over lunch and move them seamlessly from CAD drawing phase, prototype phase, sample production phase and final production in a matter of weeks instead of months. This is done by using a variety of CNC machine tools and our facilities at our disposal. This includes "Miltronics Vertical Machining Center", "Okuma Turning Centers" and Miyano Machining Centers complete with "Live Tooling" on both long and short beds to create specialty custom parts. At the same time, we achieve maximum quality, efficiency and cost savings for the customer.

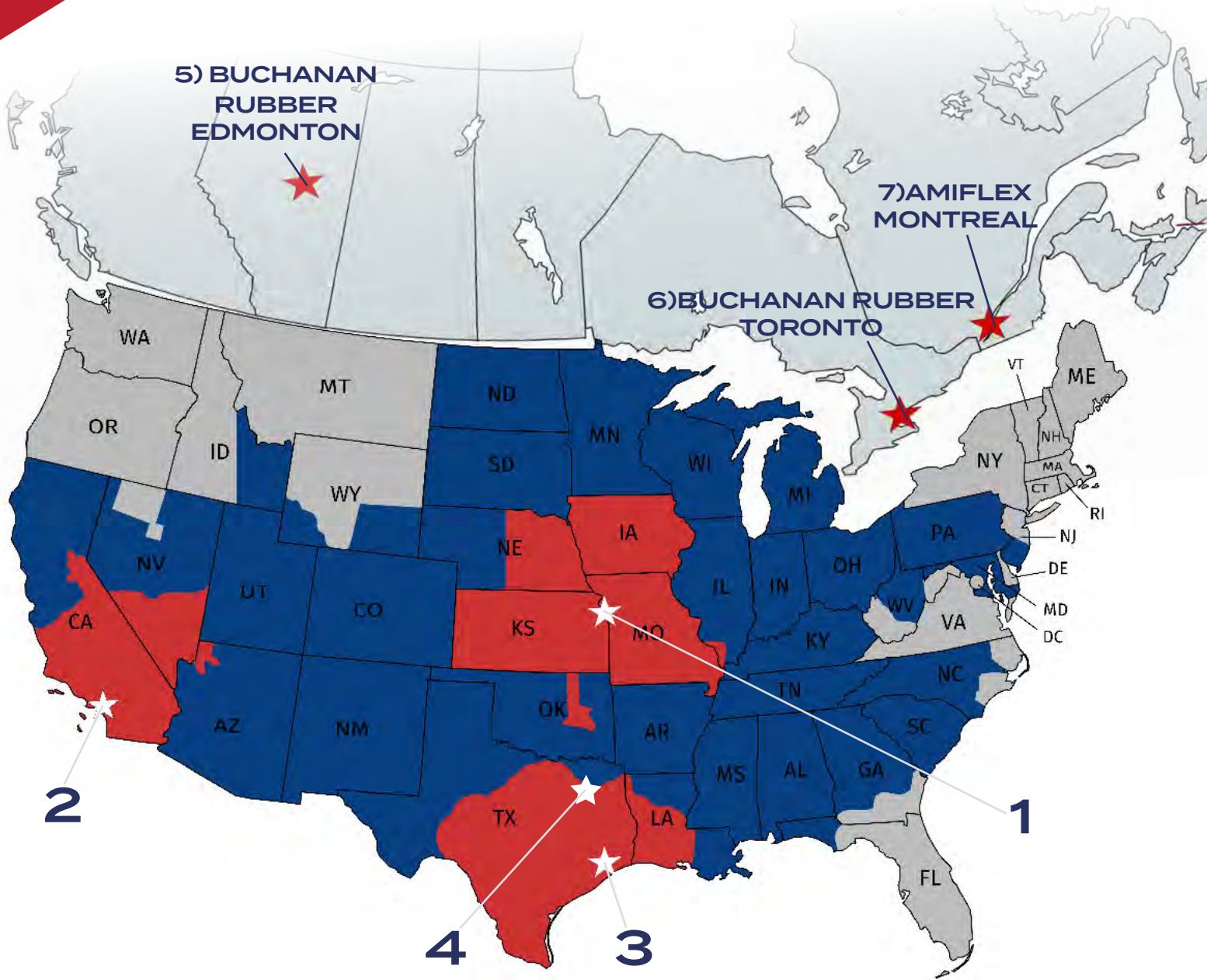
**COMMITTED TO BEING AN INDUSTRY LEADER
IN ENVIRONMENTAL "BEST PRACTICES" AND WILL APPLY IT
TO ALL ASPECTS OF OUR BUSINESS.**

In addition to our MAF™ brand brass fittings, Midland Industries is a major supplier of **chrome-plated** and **nickel-plated brass fittings** as well as **black and galvanized malleable iron pipe fittings, stainless steel pipe fittings, cast bronze fittings and red brass pipe nipples** along with a wide variety of plumbing installation and repair specialty products.

**TO FIND OUT MORE OR TO HAVE YOUR SPECIALTY PARTS QUOTED VISIT:
MIDLANDINDUSTRIES.COM/MANUFACTURING**



MIDLAND INDUSTRIES DISTRIBUTION



UPS GROUND TIME IN TRANSIT

- NEXT DAY DELIVERY
- 2 DAY DELIVERY
- 3 DAY DELIVERY

*2 Day Delivery is determined by warehouse location and inventory at specified location.

* For detailed UPS Ground time in transit maps please visit www.UPS.com/maps

DISTRIBUTION LOCATIONS

1) MIDWEST DISTRIBUTION

Full Stocking Location
3145 Oak Street
Kansas Ciy, MO 64111

2) WEST COAST DISTRIBUTION

Full Stocking Location
659 E Ball Rd
Anahiem, CA 92805

3) TEXAS DISTRIBUTION

Full Stocking Location
5544 Armour Drive,
Houston, TX 77020

4) TEXAS DISTRIBUTION

Full Stocking Location
600 E. Centre Park
DeSoto, TX 75115

MIDLAND INDUSTRIES CUSTOMER SERVICE

Phone: 800-821-5725
Fax: 800-877-5391
Email: Sales@MidlandIndustries.com
www.MidlandIndustries.com

You can easily check stock and availability for products at these locations online using Account Manager. All accounting will be handled in Kansas City.

CANADIAN DISTRIBUTION

5) BUCHANAN RUBBER-EDMONTON

9547-12 Ave SW,
Edmonton, AB T6X-0C3
Phone: 1-888-775-4673
Fax: 1-888-990-4673
Sales@BuchananRubber.com

6) BUCHANAN RUBBER-TORONTO

50 Fasken Drive
(units 11-21),
Etobicoke, ON M9W-1K5
Phone: 1-888-775-4673
Fax: 1-888-990-4673
Sales@BuchananRubber.com

7) AMIFLEX-MONTREAL

9555 Henri Bourassa Ouest,
Montreal, QC H4S-1S7
Phone: 1-888-775-4673
Fax: 1-888-990-4673
Sales@BuchananRubber.com

Canadian operations serviced through our Edmonton, Toronto & Montreal distribution centers. For more information call customer service at 1-800-775-HOSE (4673)

BRASS

PICTORIAL INDEX

BRASS FITTINGS PGS 1-164	PIPE PG 1	90° ELBOW  PG 2	90° FORGED EL  PG 2	45° ELBOW  PG 2	UNION TEE  PG 2	FGD TEE  PG 2	RED FRG TEE  PG 3	CROSS  PG 3		
		FORGED  PG 3	COUPLING  PG 3	RED COUPLING  PG 4	UNION  PG 4	CAP  PG 4	90° ST EL  PG 4	90° ST EL  PG 4	FORGE 90°  PG 5	FORGE RED  PG 5
		HEX BUSHING  PG 5	FACE BUSHING  PG 6	SQ HEAD PLUG  PG 6	COUNTERSUNK  PG 6	SLOTTED HEAD  PG 6	CORED HEX  PG 6	SOLID HEX  PG 7	LOCKNUT  PG 7	CLOSE NIPPLE  PG 7
		LONG NIPPLE  PG 7	HEX NIPPLE  PG 8	RED HEX NIPPLE  PG 8	45° ST EL  PG 8	45° FORGE ST EL  PG 8	STREET TEE  PG 9	FORGED ST TEE  PG 9	FORGED ST TEE  PG 9	EXTENDER  PG 9
		FPT X MPT SWIVEL  PG 9	MPT X FPT SWIVEL  PG 9	90° MALE ELBOW  PG 10	BARSTOCK ELBOW  PG 10	90° RED ELBOW  PG 10	MALE BRANCH T  PG 10	FGD BRANCH TEE  PG 10	ALL MALE T  PG 11	LONG ST EL  PG 11
		LONG EXADAPT  PG 11	FIP X MIP WYE  PG 11	MALE WYE N/P  PG 11	ALL FIP N/P WYE  PG 11	BULKHEAD FITTINGS PGS 12-13	BULKHEAD FXF  PG 12	BULKHEAD FXM  PG 12	BULKHEAD FXM  PG 12	BULKHEAD FXM  PG 12
		BULK TUBE X F  PG 12	FPXCLAMP-STUD  PG 12	MARINE BULK-HEAD  PG 12	STEEL BULK-HEAD  PG 13		STEEL BULK-HEAD  PG 13	STEEL BULK-HEAD  PG 13	STEEL BULK-HEAD  PG 13	STEEL BULK-HEAD  PG 13
		STAINLESS BULKHEAD  PG 13	HOSE BARB PG 14	MALE ADAPTER  PG 15	BSPT ADAPTER  PG 16	SWL MALE ADPT  PG 16	SWL MALE ADPT  PG 16	MENDER/SPLICER  PG 16	FEMALE ADAPT  PG 17	FEMALE SWIVEL  PG 17

BRASS

PICTORIAL INDEX

MALE SWIVEL  PG 17	MALE SWIVEL  PG 17	GASKET  PG 18	HB 90° ELBOW  PG 18	BS 90° ELBOW  PG 19	TEE  PG 19	90° HB ELBOW  PG 19	FEMALE HB EL  PG 20	45° ELBOW  PG 20	
CROSS  PG 20	BALL END  PG 21	BALLSEAT  PG 21	BALLSEAT  PG 21	45° FLARE  PG 21	BARB X COMP  PG 21	DUAL FLARE  PG 22	DUAL FLARE  PG 22	FEM FLARE  PG 22	
FEM FLARE SWL  PG 24	JIC FLARE SWL  PG 22	REUSABLE FITTINGS PG 23		REUSABLE MALE  PG 23	REUSABLE STEMS  PG 23	REUSABLE SWIVELS  PG 23	REUSABLE FERRULES  PG 23	REUSABLE STEMS  PG 23	FUEL HOSE PG 24
FUEL HOSE  PG 24	BUBBLE BARB  PG 24	INV FLARE CONN  PG 24	90° MALE ELBOW  PG 24	BUBBLE BARB  PG 24	SWL MALE ELBOW  PG 25	WELD CON-NECTOR  PG 25	WELD HOSE NUT  PG 25	HOSE CON-NECT  PG 25	
TUBE BARB PG 26	UNION SINGLE BARB  PG 26	MALE ADAPTER 1 BARB  PG 26	FEMALE ADAPTER  PG 26	BULKHEAD UNION  PG 26	UNION ELBOW  PG 26	MALE 90° ELBOW  PG 26	FEMALE 90° EL  PG 26	1 BARB TEE  PG 26	
MALE BRANCH T  PG 26	FEMALE BRANCH T  PG 26	TWO BARB  PG 26	2 BARB TEE  PG 26	90° ELBOW 2 BARB  PG 26	SS. HOSE BARB PG 27		SS ADAPTER  PG 27	SS SPLICER  PG 27	SS BARB ELBOW  PG 27
#304 SS HOSE  PG 27	#304 RED NIPPLE  PG 27	#316 SS HOSE NIPPLE  PG 27	BEVERAGE BARB PG 28		PIPE ADAPTER  PG 28	HOSE SPLICER  PG 28	BRASS SPLICERS  PG 28	FLARE ADAPTER  PG 28	THINWALL SPLICERS  PG 28
TAILPIECE  PG 28	SWIVEL SETS  PG 28	PLUG  PG 28	TAILPIECE  PG 28	SWIVEL BARB  PG 28	COMPRESSION  PG 28	90° ELBOW  PG 28	SWIVEL ELBOW  PG 29	U-BEND  PG 29	

BRASS

PICTORIAL INDEX

<p>HOSE TEES</p>  <p>PG 29</p>	<p>SWIVEL ELBOW</p>  <p>PG 29</p>	<p>U-BEND</p>  <p>PG 29</p>	<p>THINWALL</p>  <p>PG 29</p>	<p>MALE ELBOWS</p>  <p>PG 29</p>	<p>CROSS</p>  <p>PG 29</p>	<p>BARB SPLICER</p>  <p>PG 29</p>	<p>PUSH-ON BARB PG 31</p>	<p>MALE ADAPTER</p>  <p>PG 31</p>
<p>MALE SWIVEL</p>  <p>PG 31</p>	<p>FEMALE</p>  <p>PG 31</p>	<p>HOSE SPLICER</p>  <p>PG 32</p>	<p>FEMALE</p>  <p>PG 32</p>	<p>MALE ELBOW</p>  <p>PG 32</p>	<p>TUBE ADAPTER</p>  <p>PG 33</p>	<p>SAE FLARE</p>  <p>PG 33</p>	<p>37° JIC FLARE</p>  <p>PG 33</p>	<p>DUAL SEAL</p>  <p>PG 33</p>
<p>45° SAE FL SWL</p>  <p>PG 34</p>	<p>37° JIC FL SWL</p>  <p>PG 34</p>	<p>INV FLARE SWL</p>  <p>PG 34</p>	<p>FEMALE ADAPTER</p>  <p>PG 35</p>	<p>BALLSEAT SWIVEL</p>  <p>PG 35</p>	<p>FEMALE SWIVEL</p>  <p>PG 35</p>	<p>316 MALE ADPT</p>  <p>PG 36</p>	<p>FEMALE SWIVEL</p>  <p>PG 36</p>	<p>37° JIC FL SWL</p>  <p>PG 36</p>
<p>GARDEN HOSE PG 38</p>	<p>SWL MGH X FGH</p>  <p>PG 38</p>	<p>SWL FGH X FGH</p>  <p>PG 38</p>	<p>FGH X FGH</p>  <p>PG 38</p>	<p>SWL FGH X FPIPE</p>  <p>PG 38</p>	<p>COOLER FITTINGS</p>  <p>PG 38</p>	<p>COOLER FITTINGS</p>  <p>PG 38</p>	<p>COOLER FITTINGS</p>  <p>PG 38</p>	<p>RGD FGH X FPIPE</p>  <p>PG 38</p>
<p>RGD FGH X FPIPE</p>  <p>PG 39</p>	<p>SWL FGH X MPIPE</p>  <p>PG 39</p>	<p>DSHWSHR ELBOW</p>  <p>PG 39</p>	<p>SWL FGH X MPIPE</p>  <p>PG 39</p>	<p>SWL FGH X MPIPE</p>  <p>PG 39</p>	<p>RGD FGH X MPIPE</p>  <p>PG 39</p>	<p>RGD FEMALE PIPE</p>  <p>PG 40</p>	<p>RGD FEMALE PIPE</p>  <p>PG 40</p>	<p>RGD MALE PIPE</p>  <p>PG 40</p>
<p>RGD MGH X MGH</p>  <p>PG 40</p>	<p>GH NUT</p>  <p>PG 40</p>	<p>GH NUT</p>  <p>PG 40</p>	<p>GH WASHER</p>  <p>PG 41</p>	<p>GH WASHER</p>  <p>PG 41</p>	<p>GH FILTER WSHR</p>  <p>PG 41</p>	<p>GH CAP</p>  <p>PG 41</p>	<p>GH CAP W/ CHAIN</p>  <p>PG 41</p>	<p>GH PLUG</p>  <p>PG 41</p>
<p>MENDER</p>  <p>PG 42</p>	<p>QCK DISCON GH</p>  <p>PG 42</p>	<p>QCK DISCON GH</p>  <p>PG 42</p>	<p>MALE FL X FGH RGD</p>  <p>PG 42</p>	<p>MALE FL SWIVEL</p>  <p>PG 42</p>	<p>COMP X FGH</p>  <p>PG 42</p>	<p>COMP X MGH</p>  <p>PG 42</p>	<p>FEMALE SWIVEL</p>  <p>PG 43</p>	<p>SS FEMALE SWL</p>  <p>PG 43</p>
<p>MALE END</p>  <p>PG 43</p>	<p>SS MALE END</p>  <p>PG 43</p>	<p>GH COUPLING</p>  <p>PG 43</p>	<p>GH COUPLING</p>  <p>PG 43</p>	<p>FEMALE END</p>  <p>PG 44</p>	<p>MALE END</p>  <p>PG 44 PG 20</p>	<p>GH COUPLING</p>  <p>PG 44</p>	<p>FEMALE SWL 2"</p> <p>PG 44</p>	<p>MALE END 2"</p> <p>PG 44</p>



































































BRASS

PICTORIAL INDEX

GH COUPLING  PG 44	FE. SHRT SHNK  PG 45	MALE SHRT  PG 45	SHRT SHNK  PG 45	FE. LONG SHNK  PG 45	M. LONG  PG 45	LONG SHNK  PG 45	BRASS BALL  PG 46	HOSE SHUT-  PG 46	
PL. GH VALVE  PG 46	ZINC Y  PG 47	CAST WYE  PG 47	2-WAY SHUT-  PG 47	"Y" CONNEC-  PG 47	SWL HOSE  PG 47	"Y" CONNEC-  PG 47	BRASS NOZZLE  PG 48	CROSS PTRRN  PG 48	
CROSS PTRRN NOZ  PG 48	SPRAY NOZZLE  PG 48	SPRAY NOZZLE  PG 48	SPRAY NOZZLE  PG 48	PL. SPRAY NOZZ  PG 48	FLARE PG 49		SHORT ROD NUT  PG 50	RED. SHRT ROD  PG 50	LONG ROD NUT  PG 50
LONG FRG. NUT  PG 51	SHORT FRG. NUT  PG 51	HVY. SHRT NUT  PG 51	FLARED PLUG  PG 52	FLARED CAP  PG 29	FNGR TIGHT. CAP  PG 52	COPPER GASKET  PG 52	COPPER BON-NET  PG 53	M BALL CHK CON  PG 53	
UNION  PG 53	REDUCING UNION  PG 54	UNION TEE  PG 54	REDUCING TEE  PG 54	M. BRANCH TEE  PG 55	FE. ADAPTER  PG 55	MALE ADAPTER  PG 56	MALE ELBOW  PG 57	FEMALE ELBOW  PG 58	
MALE RUN TEE  PG 58	FLARE CROSS  PG 59	FE RUN TEE  PG 59	FLARE ELBOW  PG 59	45° ELBOW  PG 60	UNION  PG 60	FE. FL ADAPTER  PG 60	FL REDUCER  PG 60	FORGED SWIVEL  PG 61	
SWIVEL ELBOW  PG 61	FL X SWT  PG 61	SPACE HEATER PG 62		SPACE NUT  PG 62	HEATER MALE  PG 62	SPACE FEMALE  PG 62	HEATER UNION  PG 62	GAS RANGE PG 62	GAS MALE  PG 62
RANGE FEMALE  PG 62	RANGE CAP  PG 62	POL PG 63		POL TEE  PG 63	TAILPIECE  PG 63	TAIL AND NUT  PG 63	POL CAP  PG 63	PLUG AND CHAIN  PG 63	ADAPTER  PG 63





BRASS

PICTORIAL INDEX

MALE ADAPTER  PG 63	TAILPIECE  PG 64	POL ADAPTER  PG 64	TAILPIECE  PG 64	POL ADAPTER  PG 64	HEX HEAD  PG 64	POL ADAPTER  PG 64	SOFT NOSE  PG 64	POL ADAPTER  PG 64
PROPANE  PG 65	DUST PLUG  PG 65	POL X MIP  PG 65	APPLIANCE TEE  PG 65	FPT X POL  PG 65	APPLIANCE TEE  PG 65	APPLIANCE TEE  PG 65	O-RING  PG 65	DUAL APPLI-  PG 65
37 FLARE PG 66	JIC UUNION  PG 66	JIC FE ADPT  PG 66	MALE ADAPTER  PG 66	JIC SWIVEL  PG 66	90° ELBOW  PG 67	FE ELBOW  PG 67	45° ELBOW  PG 67	INVERTED FLARE PG 69
	CHROMATE NUT  PG 69	LONG STEEL NUT  PG 69	INVERTED FL NUT  PG 69	METRIC TUBE NUT  PG 69	UNION INTERNAL  PG 70	FE. ADAPTER  PG 70	MALE ADAPTER  PG 70	
UNION TEE  PG 71	STEEL PLUG  PG 72	BRASS PLUG  PG 72	M. BRANCH TEE  PG 72	FEMALE ELBOW  PG 72	MALE RUN TEE  PG 72	FE. BRANCH TEE  PG 73	TRAIL BRAKE TEE  PG 73	CYLINDER ADAPT  PG 73
CYLINDER ADAPT  PG 74	CARBURETOR  PG 74	RESTRICT. ADAPT  PG 74	SAE FL X INVERT  PG 75	METRIC ADAPTER  PG 75	ADAPT STANDARD  PG 75	METRIC UNION  PG 75	COMPRESSION PG 77	BRASS SLEEVE  PG 77
BRASS NUT  PG 77	UNION  PG 77	REDUCING UNION  PG 78	TEE  PG 78	REDUCING TEE  PG 78	UNION ELBOW  PG 79	REDUCING ELBOW  PG 79		FE. ADAPTER  PG 79
MALE ELBOW  PG 81	MALE ELBOW  PG 81	MALE RUN TEE  PG 82	M. BRANCH TEE  PG 83	M. BRANCH TEE  PG 83	FE. ELBOW  PG 82	FORGED TEE  PG 83	ADAPTER TEE  PG 83	FE. BRANCH TEE  PG 84

BRASS

PICTORIAL INDEX

45° ELBOW  PG 84	CAP  PG 84	COMPRESS  PG 84	BULKHEAD  PG 85	CHECK VALVE  PG 85	TANK ADAPTER  PG 85	DOUBLE COMP. PG 86	DOUBLE COM-  PG 86	MALE ADAPTER  PG 86
90° ELBOW  PG 86	BREAK-AWAY  PG 86	SPLIT SLEEVE PG 87	SPLIT SLEEVE  PG 87	NUT  PG 87	DBL. END  PG 87	CONNECTOR  PG 87	ELBOW  PG 87	COMP ASSEMBLIES PG 88
DELRIN SLEEVE  PG 88	BRASS INSERT  PG 88	LONG NUT COMP  PG 88	SELF-ALIGN SLEEVE  PG 88	CAPTIVE SLEEVE PG 89	CAP SLEEVE NUT  PG 89	UNION  PG 89	TEE  PG 89	FE ADAP  PG 89
MALE ADAPTER  PG 89	MALE ELBOW  PG 89	M. BRANCH TEE  PG 89	ANG. NEED. VALV.  PG 89	SLE. NEED. VALV.  PG 89	FLARELESS PG 91	NUT PLS. SLEEVE  PG 91	UNION  PG 91	BULKHEAD UNION  PG 91
UNION TUBE  PG 91	BULKHEAD UNION  PG 91	UNION TEE  PG 92	FE. CONNec- TOR  PG 92	M. CONNECTOR  PG 92	MALE ELBOW  PG 92	FEMALE ELBOW  PG 93	MALE RUN TEE  PG 93	M. BRANCH TEE  PG 93
FE. BRANCH TEE  PG 93	UNI NUT SLEEVE  PG 94	NUT  PG 94	PLASTIC SLEEVE  PG 94	BRASS SLEEVE  PG 94	CAP  PG 94	PUSH-IN FITTINGS PG 95	BRASS PUSH-IN PG 96	UNION CON- NECT  PG 97
UNION TEE  PG 97	UNION ELBOW  PG 97	FE. CONNec- TOR  PG 97	M. CONNECTOR  PG 98	SWVL. M. ELBOW  PG 98	FIXED M. ELBOW  PG 99	FE. SWVL ELBOW  PG 99	FEMALE ELBOW  PG 99	SWVL M. RUN T  PG 100
FIXED M. RUN T  PG 100	SWVL M. BRANCH  PG 100	FIX M. BRANCH T  PG 100	UNION "Y"  PG 101	BULKHEAD UNION  PG 101	FE. BLKHD UNION  PG 101	CROSS  PG 101	REDUCER  PG 101	PLASTIC PLUG  PG 101

BRASS

PICTORIAL INDEX

N/P PUSH-IN FITTINGS PG 102	UNION CON-  PG 103	UNION TEE  PG 103	UNION ELBOW  PG 103	FE. CONNec-  PG 103	FIXED M.  PG 104	MALE W/INT  PG 104	M. CONNECTOR  PG 104	SWVL. M.  PG 105
FE. SWVL  PG 105	SWVL. M. RUN T  PG 105	REDUCER  PG 106	UNION "Y"  PG 106	SWVL M.  PG 106	BULKHEAD  PG 106	N/P VALVES PG 106	PUSH-IN VALVE  PG 107	TUBE X MIP  PG 107
FIP MINI BALL  PG 107	MXF MINI BALL  PG 107	FIP ANGLE BALL  PG 107	3-WAY MINI  PG 107	3 WAY MINI  PG 107	METRIC N/P BRASS PG 108	UNION  PG 108	UNION TEE  PG 108	UNION ELBOW  PG 108
UNION "Y"  PG 108	PLUG  PG 108	METRIC TUBE M.  PG 109	INTERNAL HEX  PG 109	METRIC TUBE ELB  PG 109	METRIC SWVL TEE  PG 110	METRIC SWVL TEE  PG 110	BULKHEAD  PG 110	N/P WITH NICKEL COLLET PG 111
NC UNION  PG 111	NC TEE  PG 111	NC ELBOW  PG 111	NC FE ADAP  PG 111	NC MALE ADAP  PG 112	NC MALE ELL  PG 112	MALE RUN TEE  PG 113	MALE BRANCH T  PG 113	BULKHEAD  PG 113
METRIC N/P PG 113	METRIC UNION  PG 113	METRIC TEE  PG 113	METRIC ELL  PG 114	FE ADAP  PG 114	MALE ADAP  PG 114	SW MALE ELL  PG 114	BULKHEAD  PG 114	SS PUSH-IN PG 115
SS UNION  PG 115	SS TEE  PG 115	SS ELL  PG 115	FE ADAP  PG 115	MALE ADAP  PG 116	SW MALE ELL  PG 116	MALE RUN TEE  PG 117	MALE BRANCH T  PG 117	FE BULKHEAD  PG 118
UNION BULK  PG 118	Y UNION  PG 118	COMPOSITE BODY PUSH-IN PG 119	UNION  PG 120	UNION TEE  PG 120	FE. CONNec- TOR  PG 120	90° UNION ELB.  PG 120	UNION "Y" CONN  PG 120	M. CONNECTOR  PG 121





































































BRASS

PICTORIAL INDEX
































































SW MALE  PG 121	LONG PTTN  PG 121	FE. SWVL  PG 122	45 SWIVEL ELL  PG 122	SWVL M. RUN T  PG 122	SWVL M.  PG 122	BULKHEAD FE.  PG 123	BULKHEAD  PG 106	SWIVEL "Y"  PG 123
NEEDLE VALVE  PG 123	FLOW CON-  PG 123	FLOW CON-  PG 123	METRIC COMP PUSH-IN PG 124	METRIC MALE  PG 124	METRIC ELBOW  PG 124	FEMALE ADAP  PG 124	METRIC TEE  PG 124	METRIC UNION  PG 124
METRIC TEE  PG 124	METRIC TEE  PG 125	METRIC SW ELBOW  PG 125	METRIC WYE  PG 126	METRIC SW WYE  PG 126	DOT PUSH-IN PG 127	PLUG  PG 128	UNION  PG 128	UNION TEE  PG 128
UNION ELBOW  PG 128	FEMALE CONN  PG 129	MALE CONNec- TOR  PG 129	MALE ELBOW  PG 130	MALE SWL ELBOW  PG 130	FEMALE ELBOW  PG 131	FEMALE SWL EL  PG 131	MALE RUN TEE  PG 131	MALE SWL RUN T  PG 132
MALE 45° ELBOW  PG 132	45° SWL ELBOW  PG 132	MALE BRANCH T  PG 132	SWL BRANCH TEE  PG 133	FEM BRANCH T  PG 133	BULK CONNECT  PG 133	BULKHEAD UNION  PG 133	FEM BULK UNION  PG 133	COMP D.O.T. PUSH-IN PG 134
STRAIGHT UNION  PG 135	UNION TEE  PG 135	UNION 90° EL  PG 135	FEM CONNec- TOR  PG 135	MALE CONNec- TOR  PG 136	90° MALE ELBOW  PG 136	90° FEMALE EL  PG 136	MALE RUN TEE  PG 137	MALE BRANCH T  PG 137
FEM BRANCH T  PG 137	45° MALE ELBOW  PG 137	UNION "Y"  PG 138	MALE BRANCH "Y"  PG 138	BULKHEAD UNION  PG 138	FEM BULK CONN  PG 138	DOT AIR BRAKE NYLON PG 139	SLEEVE  PG 140	NUT  PG 140
UNION  PG 140	BULKHEAD UNION  PG 140	SS INSERT  PG 140	BRASS INSERT  PG 140	TEE  PG 141	RED BRANCH TEE  PG 141	ELBOW  PG 141	FEMALE ADAPTER  PG 141	MALE ADAPTER  PG 142

BRASS

PICTORIAL INDEX

SWL MALE  PG 142	MALE ELBOW  PG 142	SWL MALE  PG 142	FEMALE  PG 142	MALE RUN TEE  PG 143	MALE BRANCH  PG 143	FEM BRANCH T  PG 143	45° ELBOW  PG 143	SWL 45° ELBOW  PG 143
DOT AIR BRAKE COPPER PG 144	SLEEVE  PG 144	NUT  PG 144	UNION  PG 144	TEE  PG 144	UNION ELBOW  PG 144	FE ADAP  PG 145	MALE ADAPTER  PG 145	90° MALE  PG 145
MALE BRANCH T  PG 145	DOT FOR HOSE PG 146	SLEEVE  PG 146	NUT  PG 146	NUT-USE SPRING  PG 146	SPRING  PG 147	NUT/SPRING  PG 147	UNION  PG 147	CONNECTOR HOSE  PG 147
MALE CONNECTOR  PG 147	ADAPTER FOR SWL  PG 148	MALE ADAPTER  PG 148	ADAPTER BODY  PG 148	MALE ADAPTER  PG 148	GREASE FITTINGS PG 149	1/8 STR.  PG 149	BALL CHECK 1/8 LONG  PG 149	1/8" 30  PG 149
1/8" 45  PG 149	65° 1/8"  PG 149	90° 1/8"  PG 149	1/4 STR  PG 149	65° BALL CHECK  PG 150	SHORT 1/4-28  PG 150	LONG 1/4-28  PG 150	EXTRA LONG 1/4-28  PG 150	SHORT 45° BC 1/4-28  PG 150
SHORT 45° BC 1/4-28  PG 150	LONG 45° BC 1/4-28  PG 150	90° BALL CHECK 1/4-28  PG 150	DRIVE TYPE  PG 151	DRIVE TYPE  PG 151	6MM  PG 151	6MM 45°  PG 151	6MM 90°  PG 151	8MM  PG 151
8MM 45°  PG 151	8MM 90°  PG 151	10MM  PG 152	10MM 45°  PG 152	10MM 90°  PG 152	5/16"-24  PG 152	3/8" - 24  PG 152	BUTTON HEAD  PG 152	WHIP HOSE  PG 152
ADAPTERS  PG 153	ADAPTERS  PG 153	EXTENSIONS  PG 153	45° ANGLE  PG 153	90° ANGLE  PG 153	COUPLING  PG 153	BULKHEAD  PG 153	DRAIN COCKS PG 154	GAS SHUT OFF  PG 155

LEAD FREE
PICTORIAL INDEX

DRAIN COCK  PG 155	TRUCK DRAIN  PG 155	SHUT OFF  PG 155	LEVER HANDLE  PG 155	AIR TANK  PG 155	INTERNAL SEAT  PG 156	INTERNAL SEAT  PG 156	LG INTERNAL  PG 156	TEE HANDLE  PG 156
EXT W/ SPOUT  PG 156	BIBB NEEDLE  PG 156	RADIATOR  PG 156	SHUT OFF COCKS PG 157	COMP X MALE  PG 157	COMP X COMP  PG 157	FEMALE X FEM  PG 157	MALE X FE-  PG 157	MALE X MALE  PG 157
NEEDLE VALVES PG 158	COMP X MALE  PG 158	COMP X M ANGLE  PG 158	COMP X COMP  PG 158	FLARE X MALE  PG 158	FLARE X MALE  PG 159	FLARE X FLARE  PG 159	AIR VENT  PG 159	MALE TO MALE  PG 159
F X F  PG 159	MALE X FE-MALE  PG 159	SPECIALTY VALVES PG 160	TRUCK VALVE  PG 160	FEMALE TO MALE  PG 160	HOSE BARB X MIP  PG 160	FLARE TO MALE  PG 160	MIP X FLARE  PG 160	SOLID BOTTOM VALVES PG 160
SOLID BOTTOM  PG 160	FIP X FIP  PG 160	FUEL VALVE  PG 160	MALE X MALE  PG 160	F X F  PG 160	MALE X FLARE  PG 160	SHUT OFF COCK VALVES PG 161	3-WAY (SIDE)  PG 161	3-WAY (BOTTOM)  PG 161
4-WAY  PG 161	MARINE FITTINGS PG 162	ANTI-SIPHON  PG 162	ANTI-SIPHON  PG 162	ALUM ANTI-SIPHON  PG 162	MXF ANTI-SIPHON  PG 162	ALUM MXF  PG 162	ALUM BARB  PG 162	FL X MIP  PG 162
6-PORT  PG 162	MINIATURE BALL VALVES PG 163	MINI BALL  PG 163	MALE X MALE  PG 163	PIPE X BARB  PG 163	F X F  PG 163	F X F  PG 163	F X F  PG 163	FNPT X FNPT  PG 163
MNPT X FNPT  PG 163	PANEL MOUNT PG 163	PANEL MOUNT  PG 163	F X F  PG 163	F X F  PG 163	4-WAY FIP  PG 163	CHECK VALVES PG 164	FIPXFIP BUNA-N  PG 164	M X F BUNA-N  PG 164



































































BRASS/LEAD FREE

PICTORIAL INDEX

MNPT X MNPT  PG 164	MNPT X FNPT  PG 164	FNPT X FNPT  PG 164	NPT X NPSM  PG 164	F X F  PG 164	F X M  PG 164	M X F  PG 164	M X M CHECK  PG 164	L/F PIPE PG 165
FGD ELL  PG 166	FGD TEE  PG 167	BS TEE  PG 167	BS 45  PG 166	BS ELL  PG 166	FACE BUSH  PG 169	SQ. HEAD  PG 168	CAP  PG 168	CROSS  PG 167
COUPLING  PG 167	BUSHING  PG 169	HEX PLUG  PG 169	CS PLUG  PG 168	UNION  PG 168	ST. ELL  PG 172	BS ST ELL  PG 172	FGD ST ELL  PG 172	45 ST ELBOW  PG 172
HEX NIPPLE  PG 170	CL. NIPPLE  PG 170	ADAPTER  PG 171	NIPPLE  PG 170	ALL MALE  PG 173	BS ELL  PG 173	MALE BRANCH  PG 173	MALE RUN  PG 172	L/F PUSH-ON PG 173
DUAL SEAT  PG 173	MALE ADAPTER  PG 173	L/F HOSE BARB PG 174	RIGID MALE ADAPTER  PG 174	FORGED HOSE BARB  PG 176	MENDER/ SPLICER  PG 176	RIGID FEMALE  PG 175	BARB TEE  PG 176	FEMALE  PG 176
LF MINI BALL  PG 177	L/F GARDEN HOSE PG 178	MGH X MALE  PG 179	GARDEN HOSE  PG 177	FGH X MALE  PG 178	MGH X MGH  PG 178	BRASS CON- NECTOR  PG 179	SWIVEL  PG 178	MALE END  PG 177
FEMALE SWIVEL  PG 177	CAP  PG 179	GARDEN HOSE NUT  PG 179	RIGID  PG 178	SWIVEL  PG 177	FGH X MALE  PG 178	MGH X FEMALE  PG 178	EVAP CLR FTGS  PG 179	L/F FLARE PG 180
SHORT ROD NUT  PG 180	SHORT FORGE NUT  PG 180	UNION  PG 181	FLARED CAP  PG 181	TEE  PG 181	PLUG  PG 182	FEMALE ADAPTER  PG 182	MALE BRANCH TEE  PG 182	FORGED SWIVEL  PG 183

VALVES

PICTORIAL INDEX

<p>MALE ADAPTER</p>  <p>PG 183</p>	<p>UNION ELBOW</p>  <p>PG 184</p>	<p>FIP BRANCH</p>  <p>PG 184</p>	<p>90° MALE</p>  <p>PG 184</p>	<p>FEMALE</p>  <p>PG 185</p>	<p>L/F COMPRESSION PG 186</p>	<p>BRASS SLEEVE</p>  <p>PG 186</p>	<p>NUT</p>  <p>PG 187</p>	<p>BRASS INSERT</p>  <p>PG 187</p>
<p>CAPTIVE</p>  <p>PG 187</p>	<p>CAP</p>  <p>PG 187</p>	<p>UNION</p>  <p>PG 188</p>	<p>TANK UNION</p>  <p>PG 188</p>	<p>TEE</p>  <p>PG 188</p>	<p>UNION ELBOW</p>  <p>PG 189</p>	<p>FEMALE</p>  <p>PG 190</p>	<p>COMP X SWEAT</p>  <p>PG 190</p>	<p>MALE ADAPTER</p>  <p>PG 191</p>
<p>MALE ELBOW</p>  <p>PG 192</p>	<p>TANK CONNEC-TOR</p>  <p>PG 192</p>	<p>FEMALE ELBOW</p>  <p>PG 193</p>	<p>45 ELBOW</p>  <p>PG 193</p>	<p>MALE RUN TEE</p>  <p>PG 193</p>	<p>MALE BRANCH TEE</p>  <p>PG 194</p>	<p>COMPX FIP X MIP</p>  <p>PG 194</p>	<p>FIPXMIPXCOMP</p>  <p>PG 194</p>	<p>COMPX FIP TEE</p>  <p>PG 194</p>
<p>COMP X FE FL</p>  <p>PG 194</p>	<p>COMP X MALE FLARE</p>  <p>PG 194</p>	<p>COMP X FE COMP</p>  <p>PG 195</p>	<p>COMP X FE FLARE</p>  <p>PG 195</p>	<p>COMP X FE GDN HOSE</p>  <p>PG 195</p>	<p>COMP X FE GDN HOSE 90</p>  <p>PG 195</p>	<p>ADD-A-TEE</p>  <p>PG 195</p>	<p>N/P COMPRESSION PG 196</p>	<p>NUT</p>  <p>PG 196</p>
<p>UNION</p>  <p>PG 196</p>	<p>RED UNION</p>  <p>PG 196</p>	<p>TEE</p>  <p>PG 196</p>	<p>UNION ELBOW</p>  <p>PG 196</p>	<p>FEMALE COU-PLING</p>  <p>PG 196</p>	<p>COMP X SWT</p>  <p>PG 197</p>	<p>MALE ADAPTER</p>  <p>PG 197</p>	<p>MALE ELBOW</p>  <p>PG 197</p>	<p>FEMALE ELBOW</p>  <p>PG 197</p>
<p>ICE MAKER KIT</p>  <p>PG 197</p>	<p>L/F NEEDLE VALVES PGS 198-199</p>	<p>COMP NEEDLE VLV</p>  <p>PG 198</p>	<p>COMP X MIP NDL VLV</p>  <p>PG 198</p>	<p>COMP X M ANGLE</p>  <p>PG 198</p>	<p>FL X FL NEEDLE VALVE</p>  <p>PG 198</p>	<p>FL X MIP NEEDLE VALVE</p>  <p>PG 198</p>	<p>FIP X FIP NEEDLE VALVE</p>  <p>PG 198</p>	<p>M X F PIPE</p>  <p>PG 198</p>
<p>MIP X MIP NEEDLE VALVE</p>  <p>PG 199</p>	<p>VALVE WITH TEE</p>  <p>PG 199</p>	<p>VALVE W/ SADDLE</p>  <p>PG 199</p>	<p>SADDLE ONLY</p>  <p>PG 199</p>	<p>SADDLE VALVE</p>  <p>PG 199</p>	<p>L/F & PLBG PG 200</p>	<p>L/F BRASS BALL VALVES PG 201</p>	<p>LF BALL VALVE</p>  <p>PG 201</p>	<p>SWT X SWT</p>  <p>PG 201</p>
<p>FIP X FIP LF</p>  <p>PG 202</p>	<p>SWT X SWT LF</p>  <p>PG 202</p>	<p>LF ITALIAN</p>  <p>PG 203</p>	<p>SWT X SWT LF</p>  <p>PG 203</p>	<p>L/F GATE & CHECK VALVES PG 204</p>	<p>LF GATE VALVE</p>  <p>PG 207</p>	<p>GATE VALVE CXC</p>  <p>PG 207</p>	<p>LF BRASS CHECK</p>  <p>PG 207</p>	<p>SWING CHECK</p>  <p>PG 207</p>






VALVES

PICTORIAL INDEX

CXC SWING  PG 207	Y-STRAINER  PG 207	LF COPPER  PG 204	C/E PEX UNION  PG 205	C/E PEX W/  PG 205	PEX BALL  PG 205	MIP X PROPEX  PG 205	PEX DRAIN  PG 205	PUSH FIT  PG 206
FROST FREE  PG 208	MALE HOSE  PG 209	FIP HOSE BIBB  PG 209	SWT HOSE  PG 209	FIP BOILER  PG 210	MIP BOILER  PG 210	ANGLE MALE  PG 210	ANGLE FIP  PG 211	PEX SILLCOCK  PG 211
CE PEX SILL- COCK  PG 211	VACUUM BREAK  PG 211	SUPPLY STOPS & CONNECTORS PG 212	ANGLE STOPS  PG 212	CONTRACTOR  PG 212	COMP X FIP  PG 212	COMP X SWT  PG 212	X C/E PEX  PG 212	X PEX  PG 212
1/4 COMP  PG 212	PRESS FIT  PG 212	3-WAY SUPPLY STOPS  PG 212	STRAIGHT STOPS  PG 213	X FIP  PG 213	X SWT  PG 213	X C/E PEX  PG 213	X PEX  PG 213	1/4 COMP  PG 213
XCPVC  PG 213	PRESS FIT  PG 213	3/8 X FIP LAV CONNECTOR  PG 214	3/8 X 3/8 LAV CNCTR  PG 214	PVC BALLCOCK CNCTR  PG 214	PVC LAV CON- NECTOR  PG 214	PVC LAV 3/8 COMP CNCTR  PG 214	FIP X B/C SS CONNECTOR  PG 214	ICE MAKER SS CNCTR  PG 215
3/8 GDN HOSE SS CNCTR  PG 215	WATER HEATER CONNECTOR  PG 215	WASHING MA- CHINE CNCTR  PG 215	CONNECTOR W/ELBOW  PG 215	PEX ADAPTERS PG 216	PEX CLAMP  PG 216	STD PEX X MALE NPT ADAPTER  PG 216	STD PEX X FEMALE NPT ADAPTER  PG 216	STD PEX X FEMALE NPSM ADAPTER  PG 216
STD PEX TEE  PG 216	PEX PLUG  PG 216	PEX TEE  PG 217	PEX COUPLING  PG 168	PEX COUPLING  PG 217	PEX ELBOW  PG 217	PEX MALE ELBOW  PG 217	TRANSITION FITTINGS PG 218	CPVC SS MALE ADAPTER  PG 218
CPVC BRASS ADAPTER  PG 218	FEMALE ADAPTER CPVC  PG 218	CPVC DROP EAR BRASS  PG 218	CPVC SS MALE ADAPTER  PG 218	CPVC SS DROP EAR  PG 218	METER COU- PLING  PG 219	FLANGE OVAL  PG 219	FLANGE OVAL  PG 219	RBR COUPLING  PG 220

NIPPLES AND FITTINGS

PICTORIAL INDEX

RBR RED CPLG  PG 220	TEST CAP  PG 220	CONNECTORS  PG 220	VALVES PG 221	FORGED  PG 222	LOCKING  PG 223	BUTTERFLY  PG 223	FXF NICKEL  PG 224	NP/SS TRIM  PG 225
ITALIAN BALL  PG 226	M X F  PG 227	ITALIAN M X F  PG 228	MXF TEE  PG 229	FXM LOCKING  PG 230	SPRING  PG 231	RIGHT ANGLE  PG 231	3WAY NON-  PG 232	SAFETY EX-  PG 232
GAS VALVES PG 233	GAS BALL VALVE  PG 233	FLARE X FLARE  PG 233	FLARE X MIP  PG 233	FLARE X FIP  PG 233	ITALIAN GAS BALL  PG 233	MINI BALL VALVES PG 234	ITALIAN MINI BALL  PG 234	M X F  PG 234
MINI MXF BRASS  PG 234	FXF FLAG HANDLE  PG 235	TEE HANDLE  PG 235	SCREWDRIVER  PG 235	MXF FLAG  PG 236	TEE HANDLE  PG 236	SCREWDRIVER  PG 236	F X F MINI  PG 237	F X M MINI  PG 237
M X M MINI  PG 237	BARB X MALE MINI  PG 237	BARB X FE-MALE  PG 237	BARB X BARB MINI  PG 237	3-WAY BALL VALVE PG 238	3-WAY SIDE OUT  PG 238	3-WAY BOTTOM  PG 238	STRAINER  PG 239	RADIATOR AIR  PG 239
KEY ONLY  PG 239	SILCOCK  PG 239	HOSE BIBBS  PG 239	GARDEN VALVE  PG 239	GATE VALVE  PG 240	BRONZE GATE  PG 241	QUICK OPENING  PG 242	Y-STRAINER  PG 243	BRASS SWING CHECK PG 244
SWING CHECK  PG 244	Y-SWING CHECK  PG 244	CHECK VALVE  PG 245	IN LINE CHECK  PG 245	IN LINE CHECK  PG 246	SS FULL PORT VALVES PG 247	2000#  PG 247	316 SS 1-PC 1000 STD PORT  PG 248	316 SS 2-PC 1000 FP  PG 249
SS MINI  PG 250	SS M X F  PG 250	FXF BUTTERFLY  PG 251	MXF BUTTERFLY  PG 251	MXM BUTTERFLY  PG 251	SS CHECK VALVES PG 252	304 CHECK  PG 252	SS IN LINE  PG 253	FXF SPRING CHK  PG 254

NIPPLES AND FITTINGS

PICTORIAL INDEX

<p>MXF SPRING</p>  <p>PG 254</p>	<p>Y-SPRING</p>  <p>PG 255</p>	<p>2PC BARREL</p>  <p>PG 255</p>	<p>Y STRAINER</p>  <p>PG 256</p>	<p>SS SWING CHK</p>  <p>PG 256</p>	<p>SS GLOBE</p>  <p>PG 256</p>	<p>SS GATE VALVE</p>  <p>PG 256</p>	<p>CARBON STEEL BALL VALVES PG 257</p>	<p>STANDARD</p>  <p>PG 257</p>
<p>2PC FULL PORT</p>  <p>PG 258</p>	<p>2 WAY</p>  <p>PG 259</p>	<p>3 WAY</p>  <p>PG 259</p>	<p>CHECK VALVES</p>  <p>PG 260</p>	<p>PVC VALVES PG 261</p>	<p>PVC THREAD</p>  <p>PG 261</p>	<p>SLIP X SLIP</p>  <p>PG 261</p>	<p>FIP X FIP</p>  <p>PG 261</p>	<p>SLIP X SLIP</p>  <p>PG 261</p>
<p>IN-LINE CHECK</p>  <p>PG 262</p>	<p>FIP PVC CHECK</p>  <p>PG 262</p>	<p>DRUM FAUCET</p>  <p>PG 262</p>	<p>DRUM & BAR-REL</p>  <p>PG 262</p>	<p>DUCTILE IRON VALVES PG 264</p>	<p>BUTTERFLY VALVE LEVER</p>  <p>PG 264</p>	<p>BUTTERFLY VALVE GEAR</p>  <p>PG 264</p>	<p>GEAR RE-PLACEMENT</p>  <p>PG 266</p>	<p>WHEEL</p>  <p>PG 266</p>
<p>EXTENSIONS</p>  <p>PG 266</p>	<p>ROLL PIN</p>  <p>PG 266</p>	<p>WAFER CHECK</p>  <p>PG 267</p>	<p>CHECK VALVE UL</p>  <p>PG 268</p>	<p>CHECK</p>  <p>PG 268</p>	<p>CHECK</p>  <p>PG 269</p>	<p>GATE VALVE NO TAP</p>  <p>PG 270</p>	<p>GATE VALVE NRS RES.</p>  <p>PG 270</p>	<p>GATE VALVE DI</p>  <p>PG 270</p>
<p>GATE VALVE FL X MJ</p>  <p>PG 270</p>	<p>NIPPLES & FITTINGS PG 272</p>	<p>BRASS NIPPLES PG 274</p>	<p>SEAMLESS SCH 40</p>  <p>PG 276</p>	<p>CHROME PLATED</p>  <p>PG 282</p>	<p>BRONZE FITTINGS PG 283</p>	<p>L/F BRONZE FITTINGS PG 284</p>	<p>90° ELBOW</p>  <p>PG 285</p>	<p>90° REDUCE ELB</p>  <p>PG 285</p>
<p>90° STREET ELLS</p>  <p>PG 286</p>	<p>45° ELBOW</p>  <p>PG 286</p>	<p>45 ST ELBOW</p>  <p>PG 287</p>	<p>CROSS</p>  <p>PG 287</p>	<p>TEE</p>  <p>PG 288</p>	<p>REDUCING TEE</p>  <p>PG 289</p>	<p>COUPLING</p>  <p>PG 290</p>	<p>REDUCE COUP</p>  <p>PG 291</p>	<p>CAP</p>  <p>PG 292</p>
<p>UNION</p>  <p>PG 292</p>	<p>HEX LOCKNUT</p>  <p>PG 294</p>	<p>HEX BUSHING</p>  <p>PG 293</p>	<p>HEX BUSHING</p>  <p>PG 293</p>	<p>CNTRSUNK PLUG</p>  <p>PG 294</p>	<p>CORED PLUG</p>  <p>PG 294</p>	<p>SOLID PLUG</p>  <p>PG 295</p>	<p>HEX NIPPLE</p>  <p>PG 295</p>	<p>REDUCE HEX NIP</p>  <p>PG 295</p>
<p>LF COMPANION FLANGE</p>  <p>PG 296</p>	<p>LF SWT COMP FLANGE</p>  <p>PG 296</p>	<p>LF FLOOR FLANGE</p>  <p>PG 296</p>	<p>C/P BRONZE FITTINGS PG 297</p>	<p>C/P TEE</p>  <p>PG 297</p>	<p>C/P CROSS</p>  <p>PG 297</p>	<p>C/P ST ELL</p>  <p>PG 297</p>	<p>C/P 45 ST ELL</p>  <p>PG 297</p>	<p>C/P COUPLING</p>  <p>PG 297</p>








































NIPPLES AND FITTINGS

PICTORIAL INDEX

C/P ELL  PG 297	C/P 45 ELL  PG 298	C/P UNION  PG 298	C/P CAP  PG 298	C/P BUSHING  PG 298	C/P PLUG  PG 298	CLEANOUT PLUGS PG 299	CLEANOUT  PG 299	CS C/O PLUG  PG 299
C/O PLUG W/  PG 299	DROP EAR ELBOWS PG 299	BRONZE D/E  PG 299	SWT X SWT  PG 299	PEX X FIP  PG 299	BRONZE INSERT FITTINGS PG 300	BARB FOR PL  PG 300	BRONZE TEE  PG 300	90 BRONZE  PG 300
UNION 90  PG 300	STEEL INSERT FITTINGS PG 300	STEEL INSERT  PG 300	REDUCER  PG 300	UNION  PG 300	SS INSERT FITTINGS PG 301	SS MALE ADAPTER  PG 301	SS 90 ELBOW  PG 301	L/F INSERT FITTINGS PG 301
LF UNION  PG 301	LF MALE BRANCH  PG 301	LF UNION ELBOW  PG 301	SS COUPLINGS PG 301	SS DROP WELL  PG 301	SS HEAVY CPLG  PG 301	SS MERCHANT  PG 301	SS NIPPLES PG 302	304 SCH 40 WELDED  PG 303
316 SCH 40 WELDED  PG 303	SS FITTINGS PG 304	90° ELBOW  PG 309	90° STREET ELB.  PG 309	45° ELBOW  PG 309	TEE  PG 310	CROSS  PG 310	HEX NIPPLE  PG 310	REDUCE HEX NIP  PG 310
COUPLING  PG 311	REDUCE COUP  PG 311	MACHINED COUP  PG 311	HALF COU-PLING  PG 312	UNION  PG 312	CAP-CAST  PG 312	HEX CAP-BRSTCK  PG 312	HEX BUSHING  PG 313	HEX LOCKNUT  PG 314
HEX SOCKET PLG  PG 315	CORED PLUG  PG 314	SOLID PLUG  PG 315	SOLID HEX PLUG  PG 315	CORED HEX PLUG  PG 314	HOSE NIPPLE  PG 314	REDUCING  PG 315	STEEL NIPPLES PG 316	SCH 40 GALVANIZED  PG 317
SCH 40 BLACK  PG 317	SINGLE NIP RUN  PG 324	ASSORTMENTS  PG 325	TOTE TRAYS  PG 325	SCH 80 SEAM-LESS  PG 326	XXS SEAMLESS  PG 332	GROOVE NIPPLES PG 332	THREAD X GROOVE  PG 333	GROOVE X GROOVE  PG 334

NIPPLES AND FITTINGS

PICTORIAL INDEX




























































MERCHANT COUPLINGS PG 335	MERCHANT  PG 335	MERCHANT  PG 335	HALF MECHAN  PG 335	API LINE COUP  PG 336	MALLEABLE FITTINGS PG 337	90° ELBOW  PG 338	90° ELB. BLACK  PG 338	REDUCE  PG 338PG 338
	REDUCE  PG 338	GALV ST.  PG 338	BLK. ST. ELBOW  PG 338	45° GALV  PG 339		45° BLK.  PG 339	45° GALV ST.  PG 339	45° BLK. ST.  PG 339
GALV TEE  PG 340	BLACK TEE  PG 340	GALV REDUCE T  PG 340	BLK. REDUCE T  PG 340	BULLHEAD TEE  PG 340	BLK. BLKHD TEE  PG 340	REDUCING TEE  PG 341	MALL SERVICE T  PG 341	MALL SERVICE T  PG 341
GALV OUT TEE  PG 341	BLK. OUT TEE  PG 341	GALV COU- PLING  PG 342	BLK. COUPLING  PG 342	GALV RED COUP  PG 342	BLK. RED COUP  PG 342	INSIDE HEX  PG 343	BLK. HEX BUSH  PG 343	GALV HEX BUSH  PG 343
GALV UNION  PG 344	BLACK UNION  PG 344	GALV SQR PLUG  PG 344	BLK SQR PLUG  PG 344	GALV CAP  PG 344	BLACK CAP  PG 344	LATERAL Y  PG 345	LOCKNUTS  PG 345	COUPLING  PG 345
OUTLET ELBOW  PG 345	GALV FLR FLANGE  PG 346	BLK FLR FLANGE  PG 346	EXTENSION  PG 346	SHROOM CAP  PG 346	STEEL FITTINGS PG 347	GALV HEX BUSH  PG 347	BLK HEX BUSH  PG 347	GALV CAP  PG 347
BLK CAP  PG 347	GALV FACE BUSH  PG 347	BLK FACE BUSH  PG 347	GALV SQR PLUG  PG 348	BLK SQR PLUG  PG 348		GALV HEX PLUG  PG 348	BLK HEX PLUG  PG 348	GALV CS PLUG  PG 348
CS HEX  PG 348	BLK CS PLUG  PG 348	300# MALLEABLE PG 349	90° ELBOW  PG 349	45° ELBOW  PG 349	90° ST ELBOW  PG 349	TEE  PG 349	COUPLING  PG 349	REDUCE COUP  PG 350

PLASTIC
PICTORIAL INDEX

CAP  PG 350	UNION  PG 350	MAG DRAIN  PG 350	SWAGES BULLPLUGS PG 351	BULL PLUG  PG 351	XH BULL PLUG  PG 351	SCH 40 SWAGE  PG 351	HEX SWAGE  PG 352	SCH 80 SWAGE  PG 352
XXH SWAGE  PG 352	CARBON STEEL FLANGES PG 353	SLIP-ON  PG 353	THREADED  PG 353	WELD NECK  PG 354	BLIND FLNG  PG 354	DUCTILE IRON FLANGES PG 355	COMP FLANGE  PG 355	COMPANION  PG 355
BLIND FLANGE  PG 356	GASKET SETS PG357	RUBBER GAS- KETS SETS  PG 357	FULL FACE RED RUBBER GASKET  PG 358	NON-AS- BESTOES RING GASKET  PG 358	COPPER FITTINGS PG 360	90° EL CXC  PG 360	90° ST EL FTG X C  PG 360	90° LONG TURN  PG 360
90° LONG TURN ST  PG 360	45° EL CXC  PG 360	45° ST FTG X C  PG 361	COUPLING  PG 361	COUPLING  PG 361	COUPLING  PG 361	REDUCER W/ STOP  PG 362	FITTING RE- DUCER  PG 362	MALE ADAPTER  PG 362
FTGXM ADAPTER  PG 363	FEMALE ADAPTER  PG 363	FTG X F ADAPTER  PG 363	CAP  PG 363	UNION C X C  PG 364	U-TYPE STRAP  PG 364	TEE  PG 364	PLASTIC FITTINGS PG 365	PLASTIC NIPPLES PG 366
PIPE NY- LON POLY PG 367	ELBOW  PG 368	TEE  PG 368	STREET ELBOW  PG 368	STREET ELBOW  PG 368	HEX HEAD PLUG  PG 368	HEX HEAD PLUG  PG 368	HEX BUSHING  PG 369	HEX BUSHING  PG 369
HEX NIPPLE  PG 369	HEX NIPPLE  PG 369	RED NIPPLE  PG 369	RED NIPPLE  PG 369	COUPLING  PG 370	COUPLING  PG 370	PIPE CAP  PG 370	PLASTIC BULK- HEAD  PG 370	PIPE/ HOSE BARB PG 370
MALE ADAPTER  PG 370	MALE ADAPTER  PG 371	HOSE X MALE 90°  PG 371	HOSE X MALE 90°  PG 371	UNION ELBOW  PG 372	SPLICER  PG 372	SPLICER  PG 372	RED SPLICER  PG 372	RED SPLICER  PG 372




































































HOSE ACCESSORIES

PICTORIAL INDEX

<p>BARBED TEE</p>  <p>PG 373</p>	<p>BARBED TEE</p>  <p>PG 373</p>	<p>BARBED Y</p>  <p>PG 373</p>	<p>BARBED Y</p>  <p>PG 373</p>	<p>REDUCING TEE</p>  <p>PG 373</p>	<p>REDUCING TEE</p>  <p>PG 373</p>	<p>M BRANCH TEE</p>  <p>PG 373</p>	<p>PLASTIC GARDEN HOSE PG 374</p>	<p>GH CAP</p>  <p>PG 374</p>
<p>GH NUT</p>  <p>PG 374</p>	<p>GH ADPT</p>  <p>PG 374</p>	<p>GH THREAD</p>  <p>PG 374</p>	<p>MGH X F</p>  <p>PG 374</p>	<p>FGH X M</p>  <p>PG 374</p>	<p>FGH X F</p>  <p>PG 374</p>	<p>MGH X M</p>  <p>PG 374</p>		<p>PLASTIC COMPRESSION PG 375</p>
<p>BULKHEAD UNION</p>  <p>PG 375</p>	<p>UNION TEE</p>  <p>PG 375</p>	<p>UNION ELBOW</p>  <p>PG 375</p>	<p>FEMALE CON- NECT</p>  <p>PG 375</p>	<p>MALE CONNec- TOR</p>  <p>PG 375</p>	<p>MALE ELBOW</p>  <p>PG 375</p>	<p>NSF PUSH-IN PG 376</p>	<p>UNION CONNECT</p>  <p>PG 376</p>	
<p>UNION TEE</p>  <p>PG 376</p>	<p>UNION ELBOW</p>  <p>PG 376</p>	<p>REDUCING ELBOW</p>  <p>PG 376</p>	<p>FEMALE CON- NECT</p>  <p>PG 377</p>	<p>MALE CONNec- TOR</p>  <p>PG 377</p>	<p>STEM ADAPTER</p>  <p>PG 377</p>		<p>REDUCER</p>  <p>PG 377</p>	<p>FIXED ELBOW</p>  <p>PG 378</p>
<p>2-WAY DIVIDER</p>  <p>PG 378</p>	<p>PLUG</p>  <p>PG 378</p>	<p>BSP ADAPTER</p>  <p>PG 378</p>	<p>PLXPL</p>  <p>PG 378</p>	<p>PL X MIP VALVE</p>  <p>PG 378</p>	<p>CHECK VALVE</p>  <p>PG 379</p>	<p>STOP VALVE</p>  <p>PG 379</p>	<p>LOCKING CLIP</p>  <p>PG 379</p>	<p>FLOW BEND CLIP</p>  <p>PG 379</p>
<p>SPANNER</p> 	<p>STOP VALVE ADAPTER</p>  <p>PG 379</p>	<p>SLIP TEE VALVE</p>  <p>PG 379</p>	<p>HOSE ACCESSORIES PG 380</p>	<p>CAM AND GROOVE PG 380</p>	<p>ALUMINUM SPOOL & PART A PG 381</p>	<p>M ADPT X F NPT A</p>  <p>PG 381</p>	<p>FEMALE COU- PLER B</p>  <p>PG 381</p>	<p>HOSE SHANK C</p>  <p>PG 381</p>
<p>FEMALE COU- PLER D</p>  <p>PG 381</p>	<p>HOSE SHANK E</p>  <p>PG 382</p>	<p>MALE ADAPTER F</p>  <p>PG 382</p>				<p>DUST CAP DC</p>  <p>PG 382</p>	<p>DUST CAP DP</p>  <p>PG 382</p>	<p>SPOOL ADAPTER</p>  <p>PG 383</p>
<p>ELBOW C</p>  <p>PG 383</p>	<p>REDUCER C</p>  <p>PG 383</p>	<p>REDUCER D</p>  <p>PG 384</p>	<p>FEMALE COU- PLER D</p>  <p>PG 384</p>	<p>FEMALE COU- PLER DD</p>  <p>PG 384</p>	<p>SWIVEL D</p>  <p>PG 384</p>	<p>MALE ADAPTER F</p>  <p>PG 384</p>	<p>POLY CAM & GROOVE PG 385</p>	<p>MALE ADAPTER A</p>  <p>PG 385</p>





































































HOSE ACCESSORIES

PICTORIAL INDEX

FEMALE COU-  PG 385	HOSE SHANK C  PG 385	FEMALE COU-  PG 385	M X HOSE  PG 386	MALE ADAPTER  PG 386	DUST CAP DC  PG 386	DUST PLUG DP  PG 386	SS CAM & GROOVE PG 387	FEMALE  PG 387
FEMALE COU-  PG 387	HOSE SHANK C  PG 387	FEMALE COU-  PG 387	HOSE SHANK E  PG 388	MALE ADAPTER  PG 388	DUST CAP DC  PG 388	DUST PLUG DP  PG 388	SS ADAPTER  PG 389	SS COUPLER  PG 389
SS DA  PG 389	ELBOW D SS  PG 389	BRASS CAM & GROOVE PG 390	MALE ADAPTER A  PG 390	FEMALE COUPLER B  PG 390	HOSE SHANK C  PG 390	FEMALE COUPLER D  PG 390	HOSE SHANK E  PG 391	MALE ADAPTER F  PG 391
DUST CAP DC  PG 391	DUST CAP DP  PG 391	CRIMPLOK PG 393	ALUM DC  PG 393	ALUM B  PG 393	ALUM D  PG 393	ALUM C  PG 393	SS B  PG 394	SS D  PG 394
SS DC  PG 394	SS C  PG 394	ALUM C  PG 395	ALUM C AND E  PG 395	SS CRIMPLOK  PG 395	CRIMP CAMS  PG 395	SS HANDLE  PG 396	BRASS HANDLE  PG 396	BUNA-N GASKET  PG 396
SAFETY CLIP  PG 396	SILICONE GASKET  PG 397	VITON GASKET  PG 397	KING NIPPLES PG 398	HOSE NIPPLE STEEL  PG 398	ZINC PLATED  PG 398	REDUCER/EXPANDER  PG 398	316 SS  PG 398	BRASS  PG 399
ALUMINUM  PG 399	STEEL VICTAULIC  PG 399	PLATED GROOVED  PG 399	CRIMP KING PLATED  PG 401	CRIMP KING  PG 401	CRIMP COMBO  PG 401	CRIMP KING  PG 401	SQUARE CUT  PG 402	SS FLANGE NIPPLE  PG 402
VICTAULIC  PG 402	HOSE MENDER STEEL  PG 403	PLATED STEEL MENDER  PG 403	316 HOSE MEND  PG 403	BRASS MENDER  PG 403	UNIVERSAL COUPLINGS PG 404	UNIVERSAL  PG 404	WASHER  PG 404	FEMALE NPT  PG 404

HOSE CLAMPS

PICTORIAL INDEX

HOSE END  PG 404	TRIPLE CON-  PG 404	GROUND JOINT  PG 405	HOSE STEM  PG 405	WING NUT  PG 405	F SPUT ONLY  PG 406	M NPT STEM  PG 406	BOLT CLAMP  PG 406	STEEL HOSE  PG 406
ALUMINUM  PG 406	STRAINERS & NOZZLES PG 407	SAFETY CHECK  PG 407	FOOT VALVE  PG 407	ROUND  PG 407	LONG STRAINER  PG 407	BOTTOM  PG 407	BOTTOM HOLE  PG 407	FOG NOZZLE  PG 407
FIRE HOSE FITTINGS PG 408	FIRE HOSE  PG 408	FXM HEX ADPT  PG 408	DBL M HEX NIP  PG 408	M SWL ADAPTER  PG 408	BRASS CAP  PG 408	NOZZLE  PG 408	BUCHANAN HOSE PG 416	CLEAR BRAID  PG 416
JACK HAMMER  PG 417	JACK HAMMER  PG 417	HOT AIR BLOWER  PG 417	JACK HAMMER  PG 417	GENERAL PURPOSE  PG 418	GENERAL PURPOSE  PG 418	MARINE EX-HAUST  PG 419	PUSH-ON  PG 419	FUEL LINE  PG 420
ARI SUCTION  PG 420	IND VACUUM  PG 421	BULKMASTER SOFTWALL  PG 421	EPDM SUCTION  PG 422	SANDBLAST  PG 422	FLEXLITE  PG 423	FLEXCHEM  PG 423	TANK TRUCK  PG 424	FLEXLITE  PG 424
TANK TRUCK  PG 425	OIL VACUUM  PG 425	TANK TRUCK 300  PG 426	OIL VACUUM  PG 426	FRACLINE 400  PG 427	PETRO DIS-CHARGE  PG 427	HOT TAR  PG 428	PETRO DIS-CHARGE  PG 428	PETRO DIS-CHARGE  PG 429
STEAM 250 BLACK  PG 429	STEAM 250  PG 430	BLUE LAYFLAT  PG 431	BLUE ASSEMBLY  PG 431	BROWN LAYFLAT  PG 432	DURAFLEX  PG 433	DURAFLEX  PG 433	HIGH PRESSURE  PG 434	HIGH PRESSURE  PG 434
SATURN OLIVE  PG 435	SATURN GREEN  PG 435	SATW  PG 436	SAT  PG 436	WATER SUC-TION  PG 437	SUPERFLEX  PG 437	CRIMPLOK FERRULES  PG 439	CRIMPLOK SLEEVES  PG 445	HOSE CLAMPS PG 452

PRESSURE WASHER/ PNEUMATICS

PICTORIAL INDEX

WORM GEAR PG 453	MINI WORM GEAR  PG 453	WORM GEAR CLAMP  PG 453	QUICK RELEASE  PG 457	T-BOLT CLAMPS  PG 458	M6 MAXI  PG 459	MKL MEGAK-LAMP  PG 459	M8 MAXI  PG 460	M10 MAXI HEAVY  PG 460	
	M8S STD MAXI  PG 460	T-BOLT SPRING LDD  PG 461	V-BAND  PG 462	CONSTANT TORQUE  PG 462	HEAVY DUTY  PG 463	DOUBLE BOLT  PG 463	SC SPIRAL  PG 464	M10DC MAXI  PG 464	GUILLOTINE  PG 465
	SADDLE  PG 465	FLAT  PG 465	LAP  PG 466	BUTT  PG 466	EXHAUST  PG 466	EASY FORM  PG 466	1-EAR  PG 467	HAMMERLOCK  PG 468	2-EAR  PG 468
	GAPLESS  PG 468	SIDE JAW  PG 469	PINCERS  PG 469	CRIMPER  PG 469	LOKING TOOL  PG 469	LOKING TOOL  PG 469	MARINE EMBOSSED  PG 470	MINI CLAMPS SS  PG 470	MINI ALUZINC  PG 470
LINED CLAMPS  PG 470	VINYL COATED  PG 471	RUBBER LINED  PG 471	HOSE FERRULE-SS  PG 472	TUBING PG 473	POLYURETHANE  PG 474	BLACK  PG 474	BLUE  PG 474	RED  PG 474	
POLYETHYLENE  PG 475	BLACK POLY  PG 476	GREEN POLY  PG 476	BLUE POLY  PG 476		RED POLY  PG 476	NYLON 12  PG 477	PVC  PG 478	MINITUBING CUT  PG 478	TUBING CUTTER  PG 478
PLASTIC TUBE CUT  PG 478	MOUNTING RACK  PG 478	ALUMINUM  PG 479	COPPER TUBE  PG 479	SOFT COPPER  PG 479	PRESSURE SPRAYERS PG 480	QD NOZZLE  PG 481	MEG NOZZLE  PG 481	RUBBER TIP  PG 482	
SS LIVE SWIVEL  PG 482	THERMAL RELIEF  PG 482	BOOM SWIVEL  PG 483	WAND  PG 483	SPRAY GUN  PG 483		GUN W/EXT  PG 483	MALE STEEL PLUG  PG 484	FE. STEEL PLUG  PG 484	MOLDED GRIP  PG 485

PNEUMATICS

PICTORIAL INDEX

MOLDED GRIP  PG 485	PNEUMATICS PG 486 INDUS-TRIAL QUICK DISCONNECTS PG 487		INDUSTRIAL  PG 487	BRASS M.  PG 487	STEEL FE.  PG 487	STEEL M. COUP  PG 487	BR. HOSE  PG 487	STL. HOSE  PG 487		
BR. PUSH-ON  PG 488	STL PUSH-ON  PG 488	STEEL M. PLUG  PG 488	STEEL FE.  PG 488	BRASS M. PLUG  PG 488	STL HOSE  PG 488	PUSH-ON PLUG  PG 488	STL SWL M.  PG 488	UNIVERSAL PG 489		
UNIVERSAL SERIES  PG 489	BRASS FE. COUP  PG 489	BR. HOSE COUP  PG 489	SS M. COUPLER  PG 489	SS FE. COUPLER  PG 489	SS MALE PLUG  PG 489	SS FE. PLUG  PG 489	ARO 210 INTERCHANGE PG 490  PG 490			
FEMALE COUPLER  PG 490	HOSE ID COUP  PG 490	MALE PLUG  PG 490	FEMALE PLUG  PG 490	HOSE ID PLUG  PG 490	AUTO INTERCHANGE PG 491		AUTO INTERCHANGE  PG 491	BR. FE. COUPLER  PG 491	STL. M. COUPLER  PG 491	
STL. FE. COUPLER  PG 491	BR. MALE PLUG  PG 491	BR. FE. PLUG  PG 491	STEEL MALE PLUG  PG 491	STEEL FE. PLUG  PG 491	HOSE ID COUP  PG 492	PUSH-ON COUP  PG 492	HOSE ID PLUG  PG 492	PUSH-ON PLUG  PG 492		
LINCOLN INTERCHANGE PG 492		LINCOLN  PG 492	FEMALE COUPLER  PG 492	STEEL MALE PLUG  PG 492	STEEL FE. PLUG  PG 492	MISC COUPLERS PG 493		HIGH FLOW  PG 493	FEMALE COUPLER  PG 493	MALE PLUG  PG 493
FEMALE PLUG  PG 493	MOLD COOLANT  PG 493	FEMALE PLUG  PG 493	MINI QD  PG 493	FE PLUG  PG 493	MUFFLERS VENTS PG 494		BR. MUFFLER  PG 494	STAINLESS MUFFLER  PG 494	BR. BREATH VENT  PG 494	
STLS BREATH VEN  PG 499	PSI SNUBBER  PG 494	SPEED VALVE  PG 495	SPEED VALVE  PG 495	MUFF W/ FLOW  PG 495	HI FLOW MUFF  PG 495	HI FLOW MUFF  PG 495	HI FLOW MUFF  PG 495	HI FLOW MUFF  PG 495		
NIP INLINE FILTER  PG 495	RPR AIR/OIL FILTER  PG 495	AIR REGULATOR  PG 496	MANIFOLD  PG 495PG 496	AIR MANIFOLD  PG 495PG 496	SAFETY VALVES PG 497		HI FLOW MUFFSAFETY VALVES  PG 497	SAFETY VALVES  PG 497	CHECK VALVE  PG 497	

HYDRAULICS

PICTORIAL INDEX

CHECK VALVE  PG 497	TANK VALVES PG 498	BIKE PUMP FITT  PG 498	INFLATOR  PG 498	SLIDE VALVE  PG 498	SPRING CORE  PG 498	SPRING CORE  PG 498	SPRING CORE  PG 498	BLK PLASTIC CAP  PG 498
DOME CAP  PG 498	BLOW GUNS PG 499	CPCT BLOW GUN  PG 499	SAFE BLOW GUN  PG 499	SAFE BLOW GUN  PG 499	CPCT BLOW GUN  PG 499	PISTOL BLOW GUN  PG 499	PISTOL BLOW GUN  PG 499	MISC GAUGES PG 499
RUB TIP NOZZLE  PG 499	HI FLOW NOZZLE  PG 500	M-TIRE GAUGE  PG 500	STANDARD NOZZ  PG 500	VOL REGULA-TOR  PG 500	EXTENSION  PG 500	GUN ADAPTER  PG 500	COIL AIR HOSE  PG 500	COIL AIR HOSE  PG 501
HEX BALL CHUCK  PG 501	M. BALL CHUCK  PG 501	BALL CHCK BARB  PG 501	DUAL AIR CHUCK  PG 501	DUAL STRT AIR  PG 501	INFLATOR/ GAUGE  PG 501	INFLATOR/ GAUGE  PG 501	GAUGES PG 504	DRY GAUGE  PG 505
CENTER BACK MOUNT  PG 505	LIQUID FILLED  PG 506	WATER TEST  PG 507	GAS TEST  PG 507	TAPES & SEALANT PG 508	THREAD SEAL  PG 508	BLUE SEAL TAPE  PG 508	YEL GAS TAPE  PG 508	GRE OXY TAPE  PG 508
GREY SS TAPE  PG 508	TRUCK & TRAILER PG 509	AIR COIL  PG 509	SLIDER COIL  PG 509	AIRLINE CABLE  PG 510	AIRBRAKE REPAIR  PG 510	POGO STICK  PG 510	HOSE HOLDER  PG 510	HOSE HOLDER  PG 510
HOSE SEPARA-TOR  PG 510	CLIP CARA-BINER  PG 511	HANGER BRACKET  PG 511	YOKE  PG 511	FRAME CLIP  PG 511	AIRHOSE CLIP  PG 511	TENDER KIT  PG 512	SPRING  PG 512	SLIDER BAR  PG 512
GLADHANDS  PG 513	BRACKET MOUNT  PG 513	KNOB STYLE GH  PG 514	LEVER STYLE GH  PG 514	GLADHAND GRIP  PG 515	AL GLADHAND  PG 515	GLADHAND PACIFER  PG 515	GLADHAND SEAL  PG 515	GH COUPLING KIT  PG 515

HYDRAULICS

PICTORIAL INDEX

<p>NYLON GH</p>  <p>PG 515</p>	<p>GH HOLDER KIT</p>  <p>PG 516</p>	<p>GLADHAND</p>  <p>PG 516</p>	<p>KING PIN LOCK</p>  <p>PG 517</p>	<p>AIR CYLINDER</p>  <p>PG 517</p>	<p>HIGH LIFT</p>  <p>PG 518</p>	<p>TAILGATE</p>  <p>PG 518</p>	<p>TAILGATE AIR</p>  <p>PG 518</p>	<p>FIFTH WHEEL</p>  <p>PG 519</p>
<p>AIR TANK</p>  <p>PG 519</p>	<p>D2 AIR GOVER-</p>  <p>PG 519</p>	<p>QCK RELEASE</p>  <p>PG 519</p>	<p>R12 RELAY</p>  <p>PG 520</p>	<p>R14 RELAY</p>  <p>PG 520</p>	<p>3 WAY SOLE-</p>  <p>PG 520</p>	<p>UNI SOLENOID</p>  <p>PG 520</p>	<p>AIR SOLENOID</p>  <p>PG 520</p>	<p>7 WAY CABLE</p>  <p>PG 521</p>
<p>6 WAY ELEC CABLE</p>  <p>PG 522</p>	<p>4 WAY ELEC CABLE</p>  <p>PG 522</p>	<p>DUEL POLE</p>  <p>PG 522</p>	<p>SINGLE POLE</p>  <p>PG 522</p>	<p>PLUG</p>  <p>PG 523</p>	<p>PLUG</p>  <p>PG 523</p>	<p>SOCKET</p>  <p>PG 523</p>	<p>7W DBLE GRIP</p>  <p>PG 523</p>	<p>ADAPTER</p>  <p>PG 523</p>
<p>RV 7WAY PLUG</p>  <p>PG 523</p>	<p>RV 7WAY SOCK</p>  <p>PG 524</p>	<p>4WAY PLUG</p>  <p>PG 524</p>	<p>GROUND KIT</p>  <p>PG 524</p>	<p>PROTECTOR BOOT</p>  <p>PG 524</p>	<p>CIRCUIT BREAKER</p>  <p>PG 525</p>	<p>NOSE BOX-DEEP</p>  <p>PG 526</p>	<p>BATT GRND STRAP</p>  <p>PG 526</p>	<p>SS BATTERY NUT</p>  <p>PG 526</p>
<p>DEER WHISTLE</p>  <p>PG 527</p>	<p>CONSP TAPE</p>  <p>PG 528</p>	<p>TARP STRAP</p>  <p>PG 528</p>	<p>DOT TUBING</p>  <p>PG 529</p>	<p>FUEL LINE</p>  <p>PG 530</p>	<p>AIR BRAKE HOSE</p>  <p>PG 530</p>	<p>HYDRAULICS PG 531</p>		<p>STEEL PIPE SWIVEL PG 540</p>  <p>PG 540</p>
<p>FE. SWL ADAPTER</p>  <p>PG 540</p>	<p>M. ELB ADAPTER</p>  <p>PG 540</p>	<p>FE. UNION ELB.</p>  <p>PG 540</p>	<p>M. 45° ELBOW</p>  <p>PG 541</p>	<p>FE. 45° UNION</p>  <p>PG 541</p>	<p>M. SWL TEE</p>  <p>PG 541</p>	<p>FE. SWL TEE</p>  <p>PG 541</p>	<p>FE. SWL TEE</p>  <p>PG 541</p>	<p>JIC FLARE PG 542</p>
<p>LONG JIC NUT</p>  <p>PG 542</p>	<p>JIC CAP</p>  <p>PG 542</p>	<p>JIC TUBE NUT</p>  <p>PG 542</p>	<p>JIC TUBE SLEEVE</p>  <p>PG 542</p>	<p>JIC TUBE UNION</p>  <p>PG 542</p>	<p>JIC M. CONN</p>  <p>PG 543</p>	<p>JIC FE. CONN</p>  <p>PG 543</p>	<p>JIC RED/EXP</p>  <p>PG 544</p>	<p>PLUG</p>  <p>PG 544</p>
<p>JIC UNION ELB.</p>  <p>PG 544</p>	<p>JIC M. ELBOW</p>  <p>PG 545</p>	<p>JIC M. ELBOW</p>  <p>PG 545</p>	<p>MALE 45° ELBOW</p>  <p>PG 545</p>	<p>M. BRANCH TEE</p>  <p>PG 546</p>	<p>JIC FE. TEE</p>  <p>PG 546</p>	<p>JIC UNION TEE</p>  <p>PG 546</p>	<p>LOCKNUT</p>  <p>PG 546</p>	<p>JIC BULK UNION</p>  <p>PG 546</p>

HYDRAULICS

PICTORIAL INDEX

 PG 547	 PG 547	 PG 547	 PG 547	 PG 547	 PG 547	STEEL PIPE FITTINGS PG 548	 PG 548	 PG 548
 PG 548	 PG 549	 PG 549	 PG 549	 PG 549	 PG 549	 PG 550	 PG 550	 PG 551
 PG 551	 PG 551	 PG 551	 PG 551	 PG 552	 PG 552	 PG 552	 PG 552	 PG 552
 PG 552	STEEL O-RING ADAPTERS PG 553	 PG 553	 PG 553	 PG 553	 PG 553	 PG 554	 PG 554	 PG 554
 PG 554	 PG 555	JIC SWIVEL PG 555	 PG 555	 PG 555	 PG 555	 PG 555	 PG 556	 PG 556
 PG 556	 PG 556	 PG 556	JIC O-RING PG 556	 PG 556	 PG 557	 PG 557	 PG 557	 PG 557
 PG 558	 PG 558	 PG 558	 PG 558	 PG 559	 PG 559	 PG 559	 PG 559	 PG 559
 PG 560	 PG 560	 PG 560	 PG 560	 PG 560	 PG 560	 PG 561	 PG 561	 PG 561

STAINLESS STEEL

PICTORIAL INDEX

ORFS TO PIPE  PG 561	ORFS UNION T  PG 561	M ORFS TO  PG 562	M TO F 37° SWL  PG 561	SWL NUT  PG 562	37° SWIVEL  PG 562	O-RING ELBOW  PG 562	ORFS TO 45°  PG 562	SWIVEL ELBOW  PG 563
STEEL BSPT ADAPTERS PG 563	JIC BSPT  PG 563	BSPT ELBOW  PG 563	HEX NIPPLE  PG 563	PLUG  PG 563	HEX NIPPLE  PG 563	COUPLING  PG 564	FEMALE  PG 564	ELBOW  PG 564
45° ELBOW  PG 564	MALE NIPPLE  PG 564	MALE BSPP  PG 564	SWIVEL BSPP  PG 565	PLUG BSPP  PG 565	HOLLOW BSPP  PG 565	FEMALE BSPP  PG 565	METRIC PG 565	MALE CONNECTOR  PG 565
MALE ELBOW  PG 566	STRAIGHT SWIVEL  PG 566	METRIC PARALLEL  PG 566	HOLLOW  PG 566	FEMALE ADAPTER  PG 566	ISO A & B INTERCHANGE PG 567	NO SPILL  PG 567	DRYBREAK  PG 567	ISO-A COUPLER  PG 567
ISO-A PLUG  PG 567	ISO-B COUPLER  PG 567	ISO-B PLUG  PG 567	FLUSH FACE  PG 568	FLUSH FACE  PG 568	LSQ SERIES  PG 568	LSQ SERIES  PG 568	AG SERIES  PG 569	KZE SERIES  PG 569
FLOW CONTROL PG 570	FLOW VALVE  PG 570	NEEDLE VALVE  PG 570	PRESSURE VALVE  PG 571	JIC FLANGE  PG 573	JIC FLANGE  PG 573	JIC FLANGE  PG 573	FLANGE KIT  PG 574	FLANGE KIT  PG 574
SPLIT FLANGE  PG 574	FLANGE PLUG  PG 574	FLANGE HALF  PG 575	FLANGE PAD  PG 575	FLANGE HALF  PG 575	STAINLESS STEEL ADAPTERS PG 579	PIPE SWIVEL  PG 579	PIPE SWIVEL  PG 579	TUBE SLEEVE  PG 580
TUBE NUT  PG 580	CAP  PG 580	MALE ADAPTER  PG 581	UNION  PG 581	FEMALE ADAPTER  PG 582	PLUG  PG 582	MJIC X FJIC  PG 582	BULKHEAD NUT  PG 583	FEMALE BULK-HEAD  PG 583

STAINLESS STEEL

PICTORIAL INDEX

 <p>BULKHEAD PG 583</p>	 <p>BULKHEAD PG 583</p>	 <p>PIPE NIPPLE PG 584</p>	 <p>HEX PIPE PG 584</p>	 <p>COUPLING PG 584</p>	 <p>ADAPTER PG 585</p>	 <p>PLUG PG 585</p>	 <p>PLUG PG 585</p>	 <p>BUSHING PG 585</p>
 <p>CAP PG 586</p>	 <p>STREET ELBOW PG 586</p>	 <p>MALE ELBOW PG 586</p>	 <p>ALL MALE TEE PG 587</p>	 <p>ELBOW PG 587</p>	 <p>TEE PG 587</p>	 <p>MORB X FIP PG 588</p>	 <p>BOSS X JIC SW PG 588</p>	 <p>MJIC X MORB PG 588</p>
 <p>PLUG PG 589</p>	 <p>PLUG PG 589</p>	 <p>FIP X FJIC SWIVEL PG 590</p>	 <p>MIP X FJIC SWIVEL PG 590</p>	 <p>MALE API PG 591</p>	 <p>JIC 90 SWIVEL PG 591</p>	 <p>FEMALE CRIMP PG 591</p>		



MIDLAND INDUSTRIES

A NEW FAMILY OF COMPANIES WORKING TOGETHER

The new Midland Industries is a family of brands recognizable industry wide. With our history of outstanding customer service and innovation, Midland Industries is the perfect fit of customer driven solutions, smart technology and deep product selection - built on strong family values and traditions.

WE OFFER ALL THE RESOURCES



BRASS FITTINGS



VALVES



NIPPLES & FITTINGS



PLASTIC FITTINGS



CLAMPS



TUBING



PNEUMATICS



ACCESSORIES



HYDRAULICS



STAINLESS STEEL
HYDRAULIC ADAPTERS



HIGH PRESSURE
SPRAYER



HOSE

SCHEDULE A SALES MEETING WITH MIDLAND INDUSTRIES!

SHOP OUR AMAZING BRANDS



For More Info Or To Schedule A Sales Meeting Visit Us At MidlandIndustries.com

PIPE FITTINGS



Pipe Size	1/16	1/8	1/4	3/8	1/2	3/4	1
Thread Size	1/16-27	1/8-27	1/4-18	3/8-18	1/2-14	3/4-14	1-11 ^{1/2}
Working Pressure	1200	1200	1200	1200	1200	1000	1000
Thread OD	1/4	3/8	1/2	5/8	3/4	1	1-1/4

Typical Application: Grease, fuels, LP and Natural gas (available on special order), refrigeration, instrumentation and hydraulic systems.

Pressure: Operating pressure up to 1200 PSI.

Vibration: Fair resistance.

Temperature Range:
-65°F to +250°F (-53°C to +121°C).

Used With: Brass, bronze, copper, steel, aluminum and iron pipe.

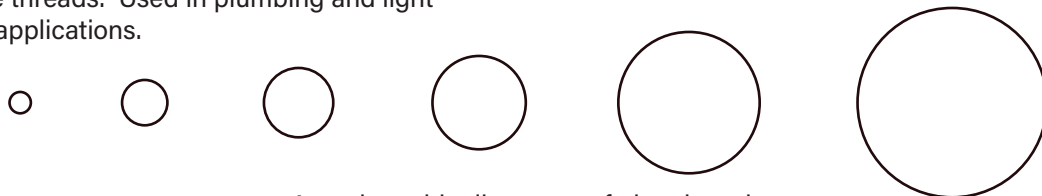
Tolerance : +/- .02 on all dimensions. Dimension Data can change without notice. Please call us when dimensions are critical.

Conformance: Meets specifications and standards of ASA, ASME and SAE

- Not lead free
- **"L" at the end of a Part# means Light Pattern**
- these fittings are completely interchangeable with full pattern fittings, but have been modified in some way. This modification is usually in the length of the pipe threads. Used in plumbing and light industrial applications.

• Assembly Instructions

- 1 - Tighten approximately 2-1/2 turns past hand tight.
- 2 - Fittings with Everseal tighten two turns past hand tight. Brittle materials require special cautions.



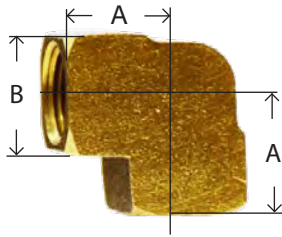
Actual outside diameters of pipe threads



Actual Male Thread Profiles

PIPE**BRASS FITTINGS****90° FEMALE ELBOW**

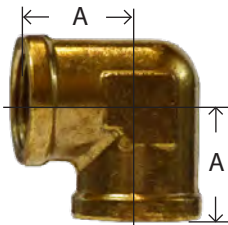
SAE# 130238



100

PART #	THREAD SIZE NPTF	A	B	APPROX. WT. LBS.	LIST PRICE
28001	1/8"	0.55	0.56	0.09	---
28002	1/4"	0.78	0.68	0.13	---
28003	3/8"	0.84	0.81	0.16	---
28004	1/2"	1.09	1.00	0.34	---
28005	3/4"	1.16	1.25	0.60	---
28015B	3/8" x 1/4"	0.84	0.81	0.18	---
28053B	1/2" x 1/4"	1.09	1.00	0.37	---
28016B	1/2" x 3/8"	1.09	1.00	0.36	---

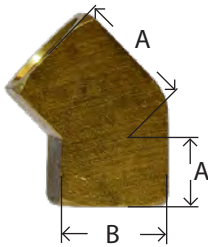
100 2200P 3500 302 200

90° FORGED FEMALE ELBOW

100F

PART #	THREAD SIZE NPTF	A	BODY WIDTH	APPROX. WT. LBS.	LIST PRICE
28009	1/8"	0.57	0.50	0.04	---
28010	1/4"	0.70	0.68	0.10	---
28011	3/8"	0.81	0.81	0.12	---
28012	1/2"	1.00	1.00	0.23	---
28013	3/4"	1.13	1.25	0.42	---
28014	1/4" x 1/8"	0.72	0.65	0.12	---
28015	3/8" x 1/4"	0.81	0.81	0.15	---
28016	1/2" x 3/8"	1.00	1.00	0.28	---
28017	1"	1.42	1.50	0.75	---

1200P E7 100AF 100B

45° FEMALE ELBOW

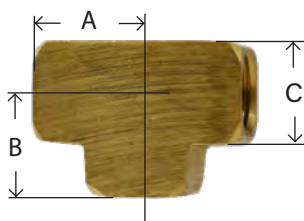
10045

PART #	THREAD SIZE NPTF	A	B	APPROX. WT. LBS.	LIST PRICE
28018	1/8"	0.45	0.56	0.06	---
28019	1/4"	0.66	0.68	0.12	---
28020	3/8"	0.69	0.81	0.16	---
28021B	1/2"	0.94	1.00	0.25	---

129 2201P 205 23355 45EZ 105 100-45A

UNION TEE


SAE# 130438



101

PART #	THREAD SIZE NPTF	A	B	C	APPROX. WT. LBS.	LIST PRICE
28022	1/16"	0.55	0.55	0.58	0.11	---
28024	1/8"	0.55	0.55	0.56	0.08	---
28025	1/4"	0.78	0.78	0.68	0.17	---
28026	3/8"	0.84	0.84	0.81	0.22	---
28027	1/2"	1.09	1.09	1.00	0.43	---
28028	3/4"	1.16	1.16	1.25	0.64	---

311 101A 322 2203P 3700 203

UNION FORGED TEE

101F

PART #	THREAD SIZE NPTF	A & B	BODY WIDTH	APPROX. WT. LBS.	LIST PRICE
28032	1/8"	0.56	0.50	0.06	---
28033	1/4"	0.71	0.68	0.13	---
28034	3/8"	0.81	0.81	0.16	---
28035	1/2"	1.00	1.00	0.27	---
28036	3/4"	1.16	1.25	0.53	---
28023	1"	1.42	1.50	.924	---

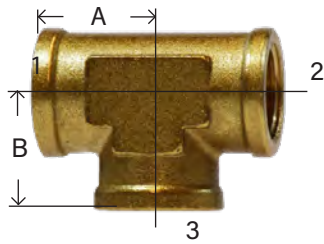
1203P LT7 101AF 101B

WARNING: This product can expose you to chemicals, including lead, which are known to the State of California to cause cancer and birth defects or other reproductive harm. For more information, visit www.P65Warnings.ca.gov



PIPE
BRASS FITTINGS

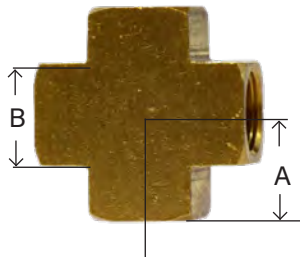
REDUCING FORGED TEES



101FR

PART #	1 NPT	2 NPT	3 NPT	A & B	BODY WIDTH	APPROX. WT. LBS.	LIST PRICE
28029	1/8"	1/8"	1/4"	0.72	0.69	0.16	---
28030	1/4"	1/4"	1/8"	0.72	0.69	0.14	---
28031	1/4"	1/4"	3/8"	0.81	0.81	0.21	---
28038	3/8"	1/4"	3/8"	0.81	0.81	0.18	---
28039	3/8"	3/8"	1/4"	0.81	0.81	0.18	---
28046	1/2"	1/2"	3/8"	1.00	1.00	0.30	---
28047	3/4"	1/2"	3/4"	1.20	1.25	0.59	---
28048	3/4"	3/4"	1/2"	1.16	1.25	0.59	---

CROSS




102

PART #	THREAD SIZE NPTF	A	B	APPROX. WT. LBS.	LIST PRICE
28041	1/8"	0.55	0.56	0.10	---
28042	1/4"	0.78	0.68	0.21	---
28043	3/8"	0.84	0.81	0.25	---
28044	1/2"	1.09	1.00	0.51	---
28045	3/4"	1.16	1.25	0.75	---

2205P 3950 228 102A 102BE

FORGED CROSS




102F

PART #	THREAD SIZE NPTF	A	BODY WIDTH	APPROX. WT. LBS.	LIST PRICE
28049	1/8"	0.56	0.50	0.06	---
28050	1/4"	0.72	0.69	0.15	---
28051	3/8"	0.81	0.81	0.18	---
28052	1/2"	1.00	1.00	0.34	---

C7 105 102AF 102B

COUPLING

SAE# 130138



103

PART #	THREAD SIZE NPTF	A	HEX	APPROX. WT. LBS.	LIST PRICE
28057	1/16"	0.75	0.44	0.02	---
28058L	1/8"	0.75	0.50	0.02	---
28058	1/8"	0.75	0.56	0.03	---
28059L	1/4"	0.88	0.63	0.03	---
28059	1/4"	1.12	0.75	0.09	---
28060L	3/8"	1.00	0.81	0.06	---
28060	3/8"	1.12	0.87	0.10	---
28061L	1/2"	1.19	0.93	0.09	---
28061	1/2"	1.50	1.06	0.19	---
28062L	3/4"	1.19	1.25	0.18	---
28062	3/4"	1.53	1.25	0.24	---
28063	1"	1.89	1.50	.357	---

207P 371 3300 103AH 103B


DIMENSION DATA CAN CHANGE WITHOUT NOTICE. PLEASE CHECK WHEN DIMENSIONS ARE CRITICAL.

WARNING: This product can expose you to chemicals, including lead, which are known to the State of California to cause cancer and birth defects or other reproductive harm. For more information, visit www.P65Warnings.ca.gov

BRASS

PIPE**BRASS FITTINGS****REDUCING COUPLING**

SAE# 130138

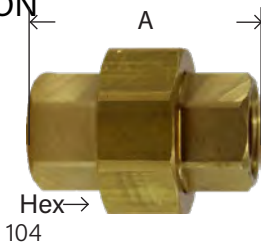


119

PART #	THREAD SIZE NPTF	A	HEX	APPROX. WT. LBS.	LIST PRICE
28181L	1/4" x 1/8"	0.94	0.62	0.04	---
28181	1/4" x 1/8"	0.97	0.75	0.08	---
28182	3/8" x 1/8"	0.94	0.87	0.10	---
28183L	3/8" x 1/4"	1.00	0.81	0.06	---
28183	3/8" x 1/4"	1.16	0.87	0.12	---
28180*	1/2" x 1/8"	1.19	0.93	0.15	---
28184L	1/2" x 1/4"	1.11	1.00	0.10	---
28184	1/2" x 1/4"	1.28	1.06	0.20	---
28185L	1/2" x 3/8"	1.19	0.93	0.10	---
28185	1/2" x 3/8"	1.38	1.06	0.20	---
28187	3/4" x 1/4"	1.19	1.19	0.17	---
28188*	3/4" x 3/8"	1.32	1.37	0.20	---
28189*	3/4" x 1/2"	1.19	1.18	0.14	---
28178	1" x 1/2"	1.50	1.56	0.41	---
28179	1" x 3/4"	1.56	1.56	0.39	---

*Not to SAE specs

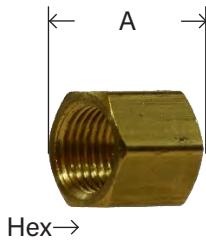
377 3300 208P 108 119B 119AH

UNION

104

PART #	THREAD SIZE NPTF	A	HEX	APPROX. WT. LBS.	LIST PRICE
28067	1/8"	1.25	0.94	0.13	---
28068	1/4"	1.31	1.06	0.18	---
28069	3/8"	1.75	1.25	0.33	---
28070	1/2"	1.79	1.56	0.50	---
28071	3/4"	1.96	1.68	0.47	---

3250 212P 104A 104B

CAP

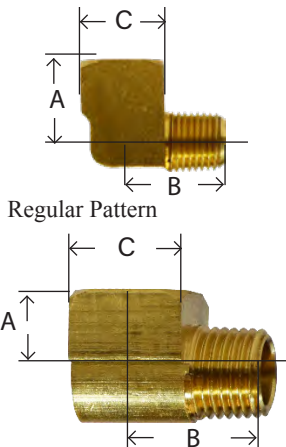
108

PART #	THREAD SIZE NPTF	A	HEX	APPROX. WT. LBS.	LIST PRICE
28075	1/8"	0.47	0.56	0.03	---
28076	1/4"	0.60	0.68	0.04	---
28077	3/8"	0.69	0.81	0.06	---
28078	1/2"	0.78	0.93	0.08	---
28079	3/4"	0.94	1.25	0.16	---
28080	1"	1.13	1.50	0.23	---

3129 213P 23129 108A 108B

90° STREET ELBOW

SAE# 130239



116

PART #	THREAD SIZE NPTF	A	B	C	APPROX. WT. LBS.	LIST PRICE
28161	1/16"	0.69	0.60	0.47	0.04	---
28156	1/8"	0.48	0.66	0.56	0.05	---
28156S	1/8" short	0.34	0.57	0.50	0.03	---
28157	1/4"	0.72	0.91	0.735	0.09	---
28157S	1/4" short	0.45	0.78	0.68	0.07	---
28158	3/8"	0.78	0.97	0.81	0.16	---
28159	1/2"	1.03	1.25	1.00	0.33	---
28160	3/4"	1.12	1.38	1.25	0.52	---

2202P 304 115 202 3400 116A

"S" = Short Pattern

Fax 1-800-877-5391

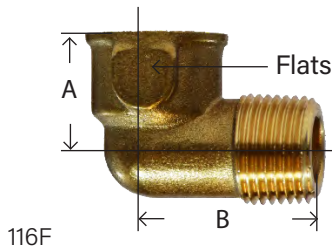


Sales@MidlandIndustries.com

PIPE

BRASS FITTINGS

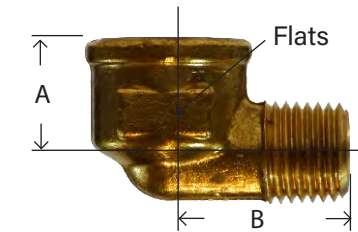
FORGED 90° STREET ELBOW



PART #	THREAD SIZE NPTF	A	B	WRENCH FLATS	APPROX. WT. LBS.	LIST PRICE
28165	1/8"	0.61	0.85	0.62	0.06	---
28166	1/4"	0.50	0.86	0.72	0.08	---
28167	3/8"	0.70	1.00	0.88	0.10	---
28168	1/2"	0.96	1.43	1.00	0.20	---
28169	3/4"	0.90	1.40	1.25	0.25	---

5E8 1202P 116AF 116B

FORGED REDUCING 90° STREET ELBOW



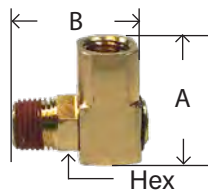
128

*Barstock

PART #	THREAD SIZE NPTF FXM	A	B	WRENCH FLATS	APPROX. WT. LBS.	LIST PRICE
28259*	1/8" x 1/16"					---
28260	1/8" x 1/4"	0.50	0.87	0.71	0.08	---
28261B*	1/4" x 1/8"	0.53	0.72	0.69	0.07	---
28261	1/4" x 1/8"	0.50	0.81	0.72	0.06	---
28262	1/4" x 3/8"	0.93	1.06	0.59	0.12	---
28263	3/8" x 1/4"	0.58	0.94	0.81	0.07	---
28264	3/8" x 1/2"	0.97	1.36	1.00	0.28	---
28265	1/2" x 3/8"	0.96	1.37	1.00	0.22	---
28265B*	1/2" x 3/8"	1.03	1.11	1.00	0.24	---

PIPE SWIVEL 90° STREET ELBOW

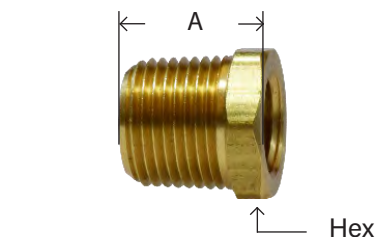
▪ Burst Pressure 1,200 PSI ▪ Working Pressure 300 PSI



PART #	MIP XFIP THREAD SIZE NPTF	A	B	HEX	APPROX. WT. LBS.	LIST PRICE
28430	1/4"	1.18	1.25	.625	0.22	---

HEX BUSHING

SAE# 130140



110

PART #	THREAD SIZE NPTF MXF	A	HEX	APPROX. WT. LBS.	LIST PRICE
28101	1/8" x 1/16"				
28102L	1/4" x 1/8"	0.62	0.56	0.02	---
28102	1/4" x 1/8"	0.75	0.56	0.04	---
28103	3/8" x 1/8"	0.75	0.68	0.05	---
28104L	3/8" x 1/4"	0.69	0.68	0.03	---
28104	3/8" x 1/4"	0.75	0.75	0.05	---
28105L	1/2" x 1/8"	0.81	0.81	0.08	---
28105	1/2" x 1/8"	1.00	0.87	0.10	---
28106L	1/2" x 1/4"	0.81	0.81	0.08	---
28106	1/2" x 1/4"	1.00	0.87	0.11	---
28107L	1/2" x 3/8"	0.81	0.81	0.05	---
28107	1/2" x 3/8"	1.00	0.87	0.10	---
28108	3/4" x 1/8"	0.94	1.06	0.20	---
28109L	3/4" x 1/4"	0.94	1.06	0.18	---
28110L	3/4" x 3/8"	0.94	1.06	0.15	---
28111L	3/4" x 1/2"	0.94	1.06	0.11	---
28111	3/4" x 1/2"	1.00	1.12	0.14	---
28091	1" x 1/8"	1.15	1.37	0.29	---
28112	1" x 1/4"	1.15	1.37	0.32	---
28113	1" x 3/8"	1.12	1.37	0.30	---
28114	1" x 1/2"	1.31	1.44	0.29	---
28115	1" x 3/4"	1.31	1.37	0.20	---

373 3220 209P 110A 110B

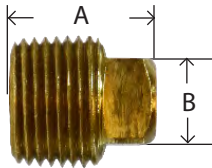
PIPE**BRASS FITTINGS****FACE BUSHING**

110F

PART #	THREAD SIZE NPTF MXF	A	APPROX. WT. LBS.	LIST PRICE
28121	1/4" x 1/8"	0.45	0.01	---
28122	3/8" x 1/8"	0.50	0.03	---
28116	3/8" x 1/4"	0.50	0.02	---
28090	1/2" x 1/8"	0.56	0.06	---
28128	1/2" x 1/4"	0.56	0.05	---
28117	1/2" x 3/8"	0.56	0.03	---
28129	3/4" x 1/4"	0.62	0.11	---
28130	3/4" x 3/8"	0.62	0.08	---
28118	3/4" x 1/2"	0.64	0.03	---
28120	1" x 1/2"	0.75	0.11	---
28119	1" x 3/4"	0.77	0.10	---

SQUARE HEAD PLUG

1/8 - 1/2 Solid



109

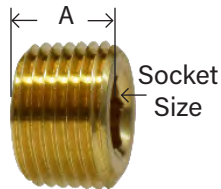
PART #	THREAD SIZE NPTF	A	B	APPROX. WT. LBS.	LIST PRICE
28084	1/8"	0.58	0.27	0.02	---
28085	1/4"	0.80	0.37	0.03	---
28086	3/8"	0.80	0.43	0.06	---
28087	1/2"	1.07	0.55	0.13	---
28088**	3/4"	1.09	0.61	0.20	---
28089**	1"	1.24	0.81	0.35	---

** Cored

3151 211P 109A 109B

COUNTERSUNK HEX PLUG


3/4" taper thread



109AL

PART #	THREAD SIZE NPTF	A	SOCKET SIZE	APPROX. WT. LBS.	LIST PRICE
28092	1/16"	0.30	0.12	0.01	---
28093	1/8"	0.30	0.18	0.01	---
28094	1/4"	0.45	0.26	0.02	---
28095	3/8"	0.45	0.31	0.03	---
28096	1/2"	0.61	0.39	0.05	---

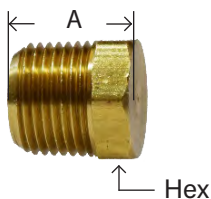
3153 219P 109CS 118

SLOTTED-HEAD PLUG

117

PART #	THREAD SIZE NPTF	A	APPROX. WT. LBS.	LIST PRICE
28174	1/8"	0.31	0.01	---
28175	1/4"	0.42	0.02	---
28176	3/8"	0.45	0.05	---

220P 3150 117A 117B

CORED HEX PLUGS

121

PART #	THREAD SIZE NPTF	A	HEX	APPROX. WT. LBS.	LIST PRICE
28200	1/16"	0.48	0.38	0.01	---
28201	1/8"	0.55	0.43	0.01	---
28202	1/4"	0.62	0.56	0.02	---
28203	3/8"	0.72	0.68	0.06	---
28204	1/2"	0.81	0.87	0.09	---
28205	3/4"	0.94	1.06	0.16	---

218P 3152 121A 103 121B PPH 218P


WARNING: This product can expose you to chemicals, including lead, which are known to the State of California to cause cancer and birth defects or other reproductive harm. For more information, visit www.P65Warnings.ca.gov



PIPE

BRASS FITTINGS

SOLID HEX HEAD PLUGS



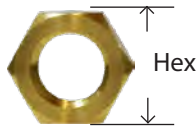
121S

PART #	THREAD SIZE NPTF	A	HEX	APPROX. WT. LBS.	LIST PRICE
28201S	1/8"	0.55	0.43	0.02	---
28202S	1/4"	0.75	0.56	0.05	---
28203S	3/8"	0.66	0.68	0.07	---
28204S	1/2"	0.81	0.87	0.12	---
28205S	3/4"	0.92	1.06	0.24	---

121AS

LOCKNUT

- Jam Nuts
- Straight pipe thread




111

PART #	THREAD SIZE NPSL	HEX	THICKNESS	APPROX. WT. LBS.	LIST PRICE
28123	1/8"	0.68	0.19	0.02	---
28124	1/4"	0.87	0.25	0.04	---
28125	3/8"	1.00	0.31	0.04	---
28126	1/2"	1.125	0.25	0.04	---
28127	3/4"	1.38	0.38	0.09	---

210P 21102 111A 111B

CLOSE NIPPLE




112

PART #	THREAD SIZE NPTF	A	APPROX. WT. LBS.	LIST PRICE
28131	1/8"	0.75	0.01	---
28132	1/4"	0.88	0.02	---
28133	3/8"	1.00	0.05	---
28134	1/2"	1.12	0.06	---
28135	3/4"	1.31	0.11	---

165 215PN 3326 112A 112B

LONG NIPPLE



113

PART #	THREAD SIZE NPTF	A LENGTH	APPROX. WT. LBS.	LIST PRICE
28140	1/8"	1.50	0.03	---
28141	1/8"	2.00	0.04	---
28142	1/8"	2.50	0.06	---
28143	1/8"	3.00	0.06	---
28475	1/8"	3.50	0.07	---
28144	1/4"	1.50	0.03	---
28145	1/4"	2.00	0.05	---
28146	1/4"	2.50	0.08	---
28147	1/4"	3.00	0.10	---
28481	1/4"	3.50	0.12	---
28148	3/8"	1.50	0.06	---
28149	3/8"	2.00	0.10	---
28150	3/8"	2.50	0.10	---
28151	3/8"	3.00	0.13	---
28487	3/8"	3.50	0.17	---
28152	1/2"	1.50	0.08	---
28153	1/2"	2.00	0.12	---
28154	1/2"	2.50	0.16	---
28155	1/2"	3.00	0.20	---
28493	1/2"	3.50	0.24	---
28136	3/4"	1.50	0.12	---
28497	3/4"	2.00	0.18	---
28498	3/4"	2.50	0.23	---
28499	3/4"	3.00	0.28	---


- NOTE: For longer lengths and larger diameters, see our red brass nipples section.



113B 113A 166 3327, 3328, 3329, 3330 3331 215PNL

PIPE**BRASS FITTINGS****HEX NIPPLE**

SAE# 130137




122

PART #	THREAD SIZE NPTF	A	HEX	APPROX. WT. LBS.	LIST PRICE
28210	1/16"	0.97	0.38	0.02	---
28211L	1/8"	0.91	0.43	0.02	---
28211	1/8"	0.97	0.43	0.03	---
28212L	1/4"	1.12	0.56	0.04	---
28212	1/4"	1.38	0.56	0.06	---
28213L	3/8"	1.25	0.68	0.07	---
28213	3/8"	1.41	0.68	0.07	---
28214L	1/2"	1.50	0.87	0.11	---
28214	1/2"	1.81	0.87	0.17	---
28215L	3/4"	1.55	1.07	0.17	---
28215	3/4"	1.96	1.13	0.23	---
28216L	1"	1.75	1.39	0.22	---

216P 3325 379 122AH 122B

REDUCING HEX NIPPLE

SAE# 130137



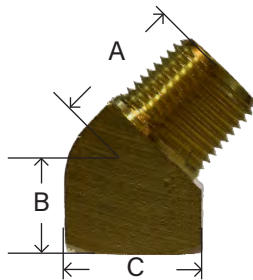
123

PART #	THREAD SIZE NPTF	A	HEX	APPROX. WT. LBS.	LIST PRICE
28218	1/8" x 1/16"	1.00	0.56	0.05	---
28220L	1/4" x 1/8"	1.00	0.56	0.04	---
28220	1/4" x 1/8"	1.19	0.56	0.04	---
28221L	3/8" x 1/8"	1.11	0.68	0.06	---
28221	3/8" x 1/8"	1.22	0.68	0.07	---
28222L	3/8" x 1/4"	1.19	0.68	0.06	---
28222	3/8" x 1/4"	1.41	0.68	0.07	---
28223L	1/2" x 1/4"	1.34	0.87	0.09	---
28223	1/2" x 1/4"	1.62	0.87	0.12	---
28224L	1/2" x 3/8"	1.41	0.87	0.11	---
28224	1/2" x 3/8"	1.62	0.87	0.12	---
28225L	3/4" x 1/2"	1.81	1.06	0.19	---
28225	3/4" x 1/2"	1.50	1.06	0.15	---
28227	1" x 3/4"	2.31	1.38	0.38	---

216P 3325 379 122AH 122B

45° STREET ELBOW

SAE# 130339



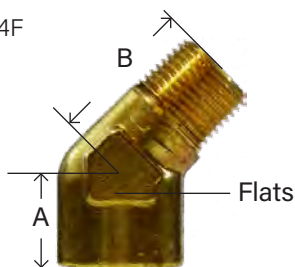
124

PART #	THREAD SIZE NPTF	B	A	C	APPROX. WT. LBS.	LIST PRICE
28230	1/8"	0.38	0.50	0.56	0.03	---
28231	1/4"	0.56	0.72	0.68	0.09	---
28232	3/8"	0.56	0.78	0.81	0.12	---
28233	1/2"	0.75	1.00	1.00	0.20	---
28234	3/4"	0.75	1.06	1.25	0.34	---

306 3350 2214P 224

45° FORGED STREET ELBOW

124F



PART #	THREAD SIZE NPTF	A	B	WRENCH FLATS	APPROX. WT. LBS.	LIST PRICE
28238	1/8"	0.63	0.81	0.56	0.05	---
28239	1/4"	0.63	1.06	0.81	0.11	---
28240	3/8"	0.72	1.06	0.93	0.17	---

WARNING: This product can expose you to chemicals, including lead, which are known to the State of California to cause cancer and birth defects or other reproductive harm. For more information, visit www.P65Warnings.ca.gov



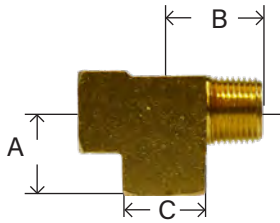
45E8 124B

PIPE

BRASS FITTINGS

STREET TEE/ SERVICE TEE/ MALE RUN TEE

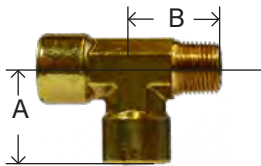
SAE# 130424



127

PART #	THREAD SIZE NPTF	A	B	C	APPROX. WT. LBS.	LIST PRICE
28245	1/8"	0.55	0.66	0.56	0.08	---
28246	1/4"	0.78	0.91	0.68	0.17	---
28247	3/8"	0.84	0.97	0.81	0.22	---
28248	1/2"	1.09	1.25	1.00	0.40	---
28249	3/4"	1.16	1.39	1.25	0.60	---

FORGED STREET TEE




127F

PART #	THREAD SIZE NPTF	A	B	BODY WIDTH	APPROX. WT. LBS.	LIST PRICE
28253	1/8"	0.56	0.75	0.50	0.05	---
28254	1/4"	1.03	1.00	0.46	0.13	---
28255	3/8"	1.19	1.09	0.68	0.24	---
28256	1/2"	1.52	1.40	0.88	0.45	---

107 T8 127B

EXTENDER ADAPTER

SAE# 130139




120

PART #	THREAD SIZE NPTF FXM	A	HEX	APPROX. WT. LBS.	LIST PRICE
28190L	1/8" x 1/8"	0.83	0.50	0.03	---
28190	1/8" x 1/8"	0.88	0.56	0.04	---
28191L	1/4" x 1/8"	0.94	0.62	0.04	---
28191	1/4" x 1/8"	1.06	0.75	0.07	---
28192L	1/4" x 1/4"	1.00	0.62	0.04	---
28192	1/4" x 1/4"	1.25	0.75	0.07	---
28198	3/8" x 1/8"	1.00	0.81	0.06	---
28193L	3/8" x 1/4"	1.12	0.81	0.08	---
28193	3/8" x 1/4"	1.25	0.87	0.09	---
28194L	3/8" x 3/8"	1.24	0.81	0.10	---
28194	3/8" x 3/8"	1.25	0.87	0.11	---
28197	1/2" x 1/8"	1.09	0.94	0.07	---
28199	1/2" x 1/4"	1.46	1.06	0.08	---
28195L	1/2" x 3/8"	1.19	0.93	0.09	---
28195	1/2" x 3/8"	1.47	1.06	0.18	---
28196L	1/2" x 1/2"	1.25	0.94	0.10	---
28196	1/2" x 1/2"	1.66	1.06	0.12	---
28207	3/4" x 3/8"	1.59	1.25	0.26	---
28208	3/4" x 1/2"	1.69	1.37	0.14	---
28208L	3/4" x 1/2"	1.22	1.25	0.13	---
28209	3/4" x 3/4"	1.69	1.37	0.34	---

375 222P 3200 R1 120AH 120B

PIPE SWIVEL ADAPTER

*300 PSI all sizes



PART #	THREAD SIZE NPTF FXM	A	HEX 1	HEX 2	APPROX. WT. LBS.	LIST PRICE
28424	1/8"	1.10	0.43	0.50	0.05	---
28425	1/4"	1.34	0.56	0.62	0.06	---
28426	3/8"	1.36	0.68	0.75	0.08	---
28427	1/2"	1.87	0.87	0.95	0.10	---

MALE NPT X FEMALE NPT

- 360° Turning
- Swivels

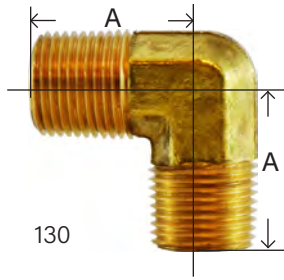


PART #	SIZE	LIST PRICE
320061	1/4	---

344R 3183


PIPE

BRASS FITTINGS

FORGED 90° MALE ELBOW

PART #	THREAD SIZE NPTF	A	BODY WIDTH	APPROX. WT. LBS.	LIST PRICE
28266	1/8"	0.79	0.38	0.04	---
28267	1/4"	0.87	0.45	0.06	---
28268	3/8"	1.06	0.59	0.12	---
28269	1/2"	1.38	0.78	0.21	---

LE5 3455 116AMF

BARSTOCK 90° MALE ELBOW

PART #	THREAD SIZE NPTF	A	BODY WIDTH	APPROX. WT. LBS.	LIST PRICE
28266B	1/8"	0.69	0.56	0.08	---
28267B	1/4"	0.95	0.59	0.09	---
28268B	3/8"	1.01	0.71	0.15	---
28269B	1/2"	1.40	1.00	0.38	---
28270B	3/4"	1.50	1.25	0.55	---
28276B	1/2" x 3/8"	1.12	1.00	0.35	---

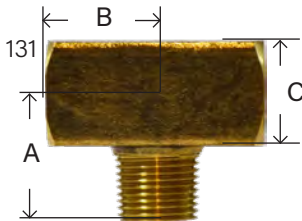
130R

FORGED 90° MALE REDUCING ELBOW

PART #	THREAD SIZE NPTF	A	B	BODY WIDTH	APPROX. WT. LBS.	LIST PRICE
28274	1/4" x 1/8"	0.88	0.78	0.47	0.06	---
28275	3/8" x 1/4"	0.90	0.90	0.46	0.06	---
28276	1/2" x 3/8"	1.12	1.00	0.59	0.12	---


MALE BRANCH TEE

SAE# 130425



PART #	THREAD SIZE NPTF	A	B	C	APPROX. WT. LBS.	LIST PRICE
28281	1/8"	0.66	0.55	0.56	0.08	---
28282	1/4"	0.91	0.78	0.68	0.15	---
28283	3/8"	0.97	0.84	0.81	0.22	---
28284	1/2"	1.25	1.09	1.00	0.40	---
28285	3/4"	1.38	1.16	1.25	0.62	---

T9 X106 23601 3600 2224P 226 329 128

FORGED MALE BRANCH TEE

PART #	THREAD SIZE NPTF	A	B	BODY WIDTH	APPROX. WT. LBS.	LIST PRICE
28281F	1/8"	0.75	0.56	0.50	0.06	---
28282F	1/4"	1.00	1.03	0.46	0.12	---

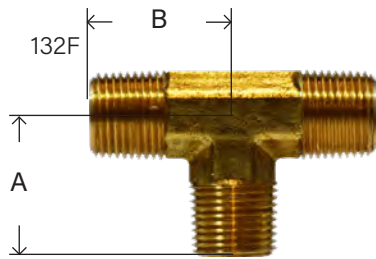
T9

WARNING: This product can expose you to chemicals, including lead, which are known to the State of California to cause cancer and birth defects or other reproductive harm. For more information, visit www.P65Warnings.ca.gov

PIPE

BRASS FITTINGS

FORGED ALL MALE TEE

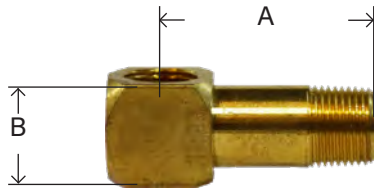


PART #	THREAD SIZE NPTF	A	B	BODY WIDTH	APPROX. WT. LBS.	LIST PRICE
28290	1/8"	0.75	0.75	0.43	0.06	---
28291	1/4"	0.86	0.86	0.43	0.08	---
28292	3/8"	1.09	1.09	0.60	0.16	---
28293	1/2"	1.22	1.22	0.68	0.22	---
28294	3/4"	1.43	1.43	0.87	0.38	---

T12 M101

LONG STREET ELLS


D.O.T. Approved



PART #	THREAD SIZE NPTF	A	B	APPROX. WT. LBS.	LIST PRICE
28440	1/8"	1-3/16"	0.50	0.06	---
28441	1/8"	1-7/16"	0.50	0.06	---
28442	1/8"	1-11/16"	0.50	0.06	---
28443	1/8"	1-7/8"	0.50	0.16	---
28328	1/4"	1-3/16"	0.75	0.12	---
28329	1/4"	1-7/16"	0.75	0.14	---
28330	1/4"	1-11/16"	0.75	0.15	---
28331	1/4"	1-7/8"	0.62	0.09	----
28332	1/4"	2-1/4"	0.75	0.17	----
28333	3/8"	1-3/4"	0.87	0.22	---


LONG EXTENSION ADAPTERS

D.O.T. Approved



PART #	THREAD SIZE NPTF	A	HEX	APPROX. WT. LBS.	LIST PRICE
28335	1/8"	1-1/4"	0.50	0.04	---
28336	1/8"	1-3/4"	0.50	0.05	---
28337	1/8"	3"	0.50	0.09	---
28338	1/4"	1-9/16"	0.62	0.07	---
28339	1/4"	1-13/16"	0.62	0.08	---
28340	1/4"	2-1/16"	0.62	0.10	---

PIPE WYE FIP X MIP



PART #	THREAD SIZE NPT	A	APPROX. WT. LBS.	LIST PRICE
28295	1/4"	1.56	.15	---
28296	1/4 N/P	1.4	.12	---

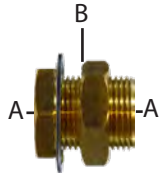
PIPE WYE FIP X FIP - NICKEL PLATED



PART #	THREAD SIZE NPT	A	APPROX. WT. LBS.	LIST PRICE
28298	1/4	1.4	.12	---


BULKHEAD FITTINGS

BRASS FITTINGS

BULKHEAD / ANCHOR / FRAME COUPLINGSFEMALE PIPE X
FEMALE PIPE

Part #	Terminal Bolts/ Frame		Hole Size	Length (in.)	List Price
	A	B			
28299	1/8-27 NPTF	5/8-18 UNS	5/8	0.96	---
28300	1/8-27 NPTF	5/8-18 UNS	5/8	1-1/2	---
28301	1/4-18 NPTF	3/4-16 UNS	3/4	15/16	---
28302	1/4-18 NPTF	3/4-16 UNS	3/4	1-1/2	---
28315*	1/4-18 NPTF	3/4-16 UNS	3/4	1-1/2	---
28303	3/8-18 NPTF	1-14 UNS	1	1-5/16	---
28304	1/2-14 NPTF	1-1/8-14 UNS	1-1/8	1-1/2	---
28311	3/4-14 NPTF	1-5/16-12	1-5/16	1-1/2	---
28316**	1-11/1/2	1-5/8-14	1-5/8	1.68	---

* Same as 28-302 except with a larger mounting nut. **Without washer



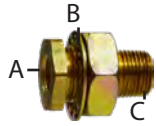
FEMALE PIPE X MALE PIPE

	A	B	C		
28317	1/4-18 NPTF	1-14 UNS	1/2-14 NPTF	2-1/8	---
28318	3/8-18 NPTF	1-14 UNS	1/2-14 NPTF	1-11/16	---
28319	3/8-18 NPTF	1-14 UNS	1/2-14 NPTF	1-29/32	---




FEMALE PIPE X MALE PIPE

28313	1/4-18 NPTF	1-14 UNS	1/2-14 NPTF	2-7/8	---
-------	-------------	----------	-------------	-------	-----




FEMALE PIPE X MALE PIPE

28346	3/8-18 NPTF	1-14 UNS	1/2-14 NPTF	1-7/8	---
28347	1/2-14 NPTF	1-14 UNS	1/2-14 NPTF	2-3/8	---



TUBE X FEMALE PIPE

28321	1/2-O.D. Tube	7/8-20 UNCF	3/8-18 NPTF	1-5/16	---
28322	3/8-O.D. Tube	7/8-20 UNCF	3/8-18 NPTF	1-3/8	---



FEMALE PIPE X CLAMPING STUD ELBOW

28348	3/8-18 NPTF	7/8-20 UNEF	3/8-18 NPTF	2-5/16	---
-------	-------------	-------------	-------------	--------	-----



BRASS MARINE BULKHEAD

46540	5/16 Hose ID	----	----	2.37	---
46541	3/8 Hose ID	----	----	2.37	---

CROSSOVER NUMBERS

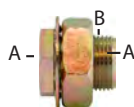
28-300	207X2	129A-A	50004	55207							1495B-A	ACBH207-2	207ACBH-2				
28-301	207X4	129AS-B		55611		S611	114-44	1345	382-44S	392C-94		ACBHS207-4					
28-302	207X4	129A-B	50005	55661			114B-44	1344	382-44L	035081		ACBH207-4	207ACBH-4			11306	90648
28-303	207X6	129A-C	50006	55607		S661/S607	114-66	1346	382-66	035087		ACBH207-6	207ACBH-6			11307	17709
28-304	207X8	129A-D	50007	55807		S807	114-88	1351				ACBH207-8	207ACBH-8				
28-317				55615		S615	117-84										
28-318				55620		S620			381-86S							11304	
28-319			50001				115-86			035079	1496-DC						
28-313			50010	55600		S664	115-88	1342	380-84	5730	035021				11300	55X6	
28-346			50013	55613		S613											
28-347			50012	55629		S629				035039							
28-321						391-86/1347	S608										
28-322						391-66	S609										
28-348				55616													

BULKHEAD FITTINGS


BRASS FITTINGS

Part #	Terminal Bolts/ Frame			Length (in.)	List
	A	B	C		

STEEL BULKHEAD FITTINGS




28306	1/4-18 NPTF	3/4 - 16 UNS		0.94	---
28307	1/4-18 NPTF	3/4 - 16 UNS		1.50	---
28308	3/8-18 NPTF	1 - 14 UNS		1.31	---

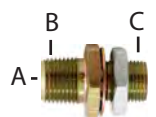


FEMALE PIPE X MALE PIPE

28309	1/4-18 NPTF	3/4 - 16 UNS	1/2-14 NPTF	2.16	---
28310	1/4-18 NPTF	3/4 - 16 UNS	1/2-14 NPTF	2.53	---




28345	1/4-18 NPTF	3/4 - 16 UNS	1/2-14 NPTF	2-5/32	---
-------	-------------	--------------	-------------	--------	-----



FEMALE PIPE X MALE PIPE

28325	1/4-18 NPTF	3/4 - 16 UNS	1/2-14 NPTF	1-11/16	---
-------	-------------	--------------	-------------	---------	-----



28312	1/4-18 NPTF	1-14 UNS	1/2-14 NPTF	2.94	---
28320	1/4-18 NPTF	1-14 UNS	1/2-14 NPTF	3-15/16	---

STAINLESS STEEL BULKHEAD FITTINGS

- Temperature range: -20F° - 360F°
- Working pressure: 1450 - 2175PSI

BULKHEAD FITTINGS - STAINLESS STEEL 316L NPT (1/8-1/2")



PART #	SIZE	HOLE SIZE	HEX	LENGTH	LIST PRICE
28300SS	1/8"	0.701	0.866	0.748	---
28301SS	1/4"	0.858	1.063	0.748	---
28303SS	3/8"	1.055	1.260	1.102	---
28304SS	1/2"	1.173	1.417	1.378	---

BULKHEAD FITTINGS - STAINLESS STEEL 316 NPT (3/4-2")



PART #	SIZE	HOLE SIZE	HEX	LENGTH	LIST PRICE
63214	3/4"	1-5/8"	2-15/32"	1-13/16"	---
63215	1"	2-1/4"	3-1/16"	2-7/8"	---
63216	1-1/4"	2-1/4"	3-1/16"	2-3/8"	---
63217	1-1/2"	3"	4-1/4"	2-5/8"	---
63218	2"	3"	4-1/4"	2-5/8"	---

WARNING: This product can expose you to chemicals, including lead, which are known to the State of California to cause cancer and birth defects or other reproductive harm. For more information, visit www.P65Warnings.ca.gov

BRASS

HOSE BARB

BRASS FITTINGS

HOSE BARB FITTINGS



• Temperature and Working Pressure Ranges

From -40°F to + 160°F at 150 PSI maximum.

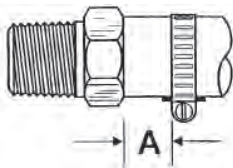
• Tolerance

+/- .02 on all dimensions. Dimension Data can change without notice. Please call us when dimensions are critical.

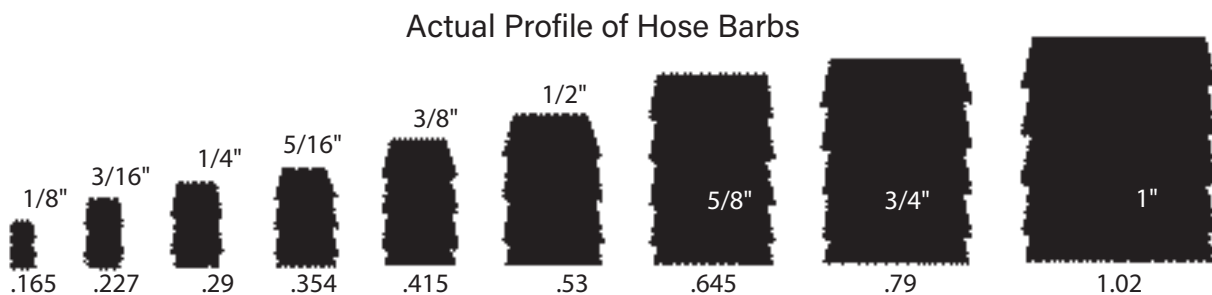
Note: These fittings are intended for use with hose clamp, similar type clamp or a crimped ferrule.

• Assembly Instructions

- 1- Cut hose cleanly and squarely to length.
- 2- Slide clamp on hose.
- 3- Lubricate hose. Push hose on fitting until hose bottoms against stop ring or hex.
- 4- Position hose clamp as shown below and secure with a screwdriver or wrench. Maintain "A" dimension noted below for proper clamp positioning.



Hose Size	A
3/16"	1/4"
1/4"	1/4"
5/16"	1/4"
3/8"	1/3"
1/2"	1/3"
5/8"	1/3"
3/4"	1/3"



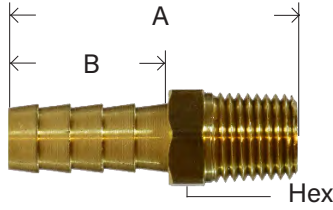
WARNING: This product can expose you to chemicals, including lead, which are known to the State of California to cause cancer and birth defects or other reproductive harm. For more information, visit www.P65Warnings.ca.gov

HOSE BARB

BRASS FITTINGS

RIGID MALE ADAPTER

- These are not Lead Free



29
129

PART #	HOSE I.D. X MALE NPTF	A	B	HEX	APPROX. WT. LBS.	LIST PRICE
32950	1/16" x 10/32"	0.90	0.45	0.38	0.01	---
32951	1/16" x 1/16"	0.91	0.48	0.38	0.01	---
32912	1/8" x 10/32"	0.92	0.48	0.38	0.01	---
32300	1/8" x 1/16"	0.93	0.48	0.38	0.01	---
32001 *	1/8" x 1/8"	1.19	0.69	0.43	0.02	---
32027	1/8" x 1/4"	1.16	0.46	0.56	0.02	---
32952	3/16" x 1/16"	1.20	0.75	0.38	0.02	---
32002 *	3/16" x 1/8"	1.19	0.75	0.43	0.02	---
32003 *	3/16" x 1/4"	1.37	0.69	0.56	0.04	---
32953	3/16" x 3/8"	1.44	0.69	0.68	0.04	---
32301	1/4" x 1/16"	1.44	0.88	0.43	0.02	---
32004 *	1/4" x 1/8"	1.47	0.97	0.43	0.02	---
32005 *	1/4" x 1/4"	1.72	0.97	0.56	0.04	---
32006 *	1/4" x 3/8"	1.72	0.97	0.68	0.05	---
32007	1/4" x 1/2"	1.72	0.81	0.87	0.10	---
32954	1/4" x 3/4"	1.86	0.96	1.06	0.15	---
32008 *	5/16" x 1/8"	1.47	0.97	0.43	0.02	---
32009 *	5/16" x 1/4"	1.72	0.97	0.56	0.04	---
32010 *	5/16" x 3/8"	1.76	0.97	0.68	0.06	---
32011 *	3/8" x 1/8"	1.53	0.97	0.56	0.03	---
32012 *	3/8" x 1/4"	1.75	0.97	0.56	0.05	---
32013 *	3/8" x 3/8"	1.72	0.96	0.68	0.06	---
32014 *	3/8" x 1/2"	1.87	0.97	0.87	0.09	---
32026 *	3/8" x 3/4"	1.97	0.97	1.06	0.16	---
32956	7/16" x 1/4"	1.75	0.97	0.56	0.05	---
32957	7/16" x 3/8"	1.73	0.97	0.70	0.07	---
32958	7/16" x 1/2"	1.87	0.97	0.88	0.10	---
32302	1/2" x 1/8"	1.57	0.95	0.56	0.06	---
32015 *	1/2" x 1/4"	1.72	0.97	0.56	0.04	---
32016 *	1/2" x 3/8"	1.76	0.97	0.68	0.07	---
32017 *	1/2" x 1/2"	1.87	0.96	0.87	0.11	---
32018 *	1/2" x 3/4"	1.94	0.97	1.06	0.16	---
32303	1/2" x 1"	2.31	0.99	1.37	0.33	---
32304	5/8" x 1/4"	1.67	0.92	0.68	0.06	---
32019 *	5/8" x 3/8"	1.76	0.97	0.68	0.08	---
32020 *	5/8" x 1/2"	1.87	0.96	0.87	0.11	---
32021 *	5/8" x 3/4"	1.87	0.96	1.06	0.14	---
32305	5/8" x 1"	2.31	0.96	1.37	0.36	---
32915	3/4" x 1/4"	1.64	0.87	0.81	0.11	---
32306	3/4" x 3/8"	1.65	0.87	0.81	0.12	---
32022 *	3/4" x 1/2"	1.87	0.96	0.87	0.14	---
32023 *	3/4" x 3/4"	1.87	0.96	1.06	0.15	---
32316	3/4" x 1"	2.55	1.15	1.37	0.38	---
32307	1" x 1/2"	1.80	0.87	1.06	0.18	---
32024 *	1" x 3/4"	2.19	1.19	1.06	0.32	---
32025 *	1" x 1"	2.48	1.19	1.37	0.39	---
32029	1-1/4" x 3/4"	2.37	1.19	1.37	0.35	---
32028	1-1/4" x 1"	2.55	1.19	1.37	0.46	---

4244 PGH 101 102 201A 125HBL 105B-1 KF-PS MPB

WARNING: This product can expose you to chemicals, including lead, which are known to the State of California to cause cancer and birth defects or other reproductive harm. For more information, visit www.P65Warnings.ca.gov

BRASS

HOSE BARB

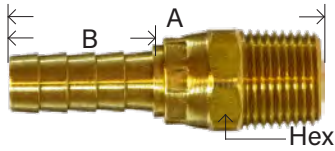
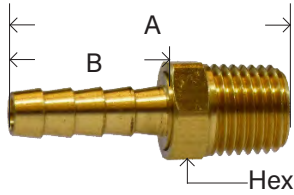
BRASS FITTINGS

BRASS RIGID MALE BSPT BARB ADAPTER

29SWV
29MS

Part #	HOSE I.D. X MALE BSPT	LIST PRICE
32450	1/4" x 1/8"	---
32451	1/4" x 1/4"	---
32452	3/8" x 1/4"	---
32453	3/8" x 3/8"	---
32454	3/8" x 1/2"	---
32455	1/2" x 3/8"	---
32456	1/2" x 1/2"	---
32457	3/4" x 3/4"	---
32458	1" x 1"	---

SWIVEL MALE ADAPTER


Rotation 360°
NBR O-Ring

PART #	HOSE I.D. X MALE NPTF	A	B	HEX	APPROX. WT. LBS.	LIST PRICE
32329	3/16" x 1/8"	2.00	0.78	0.56	0.06	---
32331	3/16" x 1/4"	1.95	0.78	0.56	0.06	---
32332	1/4" x 1/8"	2.19	0.97	0.56	0.06	---
32349	1/4" x 1/4"	2.12	0.97	0.56	0.06	---
32351	3/8" x 1/8"	2.12	0.97	0.56	0.07	---
32201	3/8" x 1/4"	2.12	0.97	0.56	0.07	---
32360	3/8" x 3/8"	2.12	0.97	0.69	0.08	---
32355	1/2" x 3/8"	2.12	0.97	0.68	0.10	---
32356	1/2" x 1/2"	2.33	0.97	0.87	0.14	---
32357	3/4" x 3/4"	2.33	0.97	1.06	0.20	---
32386	1" x 1"	2.88	1.19	1.38	0.40	---

SMS 103

PART #	HOSE I.D. X MALE NPTF	A	B	HEX	APPROX. WT. LBS.	LIST PRICE
32200	1/4" x 1/4"	1.65	.89	0.56	0.04	---
32202	3/8" x 3/8"	1.75	1.00	0.68	0.08	---

MENDER/ SPLICER

29S
129S

PART #	HOSE I.D. X HOSE I.D.	A	B	O.D.	APPROX. WT. LBS.	LIST PRICE
32091 *	1/8"	0.98	0.45	0.31	0.01	---
32092	3/16"	1.62	0.77	0.36	0.02	---
32093 *	1/4"	2.00	0.96	0.37	0.02	---
32079 *	1/4" x 1/8"	1.50	0.97	0.37	0.02	---
32094 *	5/16"	2.00	0.96	0.39	0.02	---
32090 *	5/16" x 1/4"	2.00	0.97	0.50	0.03	---
32095 *	3/8"	2.00	0.97	0.51	0.04	---
32960	3/8 x 1/8	1.58	1.00	0.50	0.03	---
32961	3/8 x 3/16	1.75	1.00	0.50	0.03	---
32080 **	3/8" x 1/4"	2.06	0.97	0.56	0.03	---
32375 *	3/8" x 5/16"	2.00	0.97	0.50	0.03	---
32096 *	1/2"	2.00	0.96	0.62	0.06	---
32087 *	1/2" x 3/8"	2.06	0.97	0.71	0.06	---
32097	5/8"	2.05	0.96	0.75	0.08	---
32088	5/8" x 3/8"	2.06	0.97	0.75	0.06	---
32376	5/8" x 1/2"	2.06	0.97	0.75	0.07	---
32098 *	3/4"	2.50	1.15	0.87	0.10	---
32089	3/4" x 1/2"	2.28	1.19	0.87	0.10	---
32379	3/4" x 5/8"	2.02	0.96	0.87	0.10	---
32380	1" x 3/4"	2.58	1.19	1.12	0.18	---
32099	1"	3.00	1.44	1.12	0.23	---

MSB 122HBL HM 129 178 73 108



* Add SS to the end of the part number for Stainless.

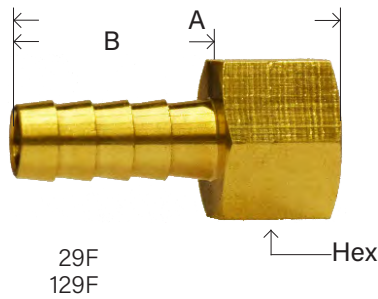
WARNING: This product can expose you to chemicals, including lead, which are known to the State of California to cause cancer and birth defects or other reproductive harm. For more information, visit www.P65Warnings.ca.gov



HOSE BARB

BRASS FITTINGS

RIGID FEMALE ADAPTER



PART #	HOSE I.D. X FEMALE NPTF	A	B	HEX	APPROX. WT. LBS.	LIST PRICE
32050	1/8" x 1/8"	0.96	0.46	0.50	0.02	---
32317	1/8" x 1/4"	1.15	0.46	0.62	0.04	---
32051	3/16" x 1/8"	1.10	0.68	0.50	0.02	---
32062	3/16" x 1/4"	1.44	0.75	0.62	0.04	---
32052	1/4" x 1/8"	1.35	0.93	0.50	0.02	---
32053	1/4" x 1/4"	1.60	0.97	0.62	0.06	---
32054	1/4" x 3/8"	1.65	1.03	0.75	0.04	---
32441	1/4" x 1/2"	1.66	0.97	0.93	0.08	---
32055	5/16" x 1/8"	1.47	0.97	0.56	0.04	---
32056	5/16" x 1/4"	1.66	0.97	0.62	0.04	---
32318	5/16" x 3/8"	1.66	0.97	0.75	0.06	---
32320	5/16" x 1/2"	1.67	0.96	0.93	0.08	---
32057	3/8" x 1/8"	1.47	0.97	0.56	0.04	---
32058	3/8" x 1/4"	1.61	0.97	0.62	0.06	---
32059	3/8" x 3/8"	1.63	1.00	0.81	0.08	---
32063	3/8" x 1/2"	1.72	0.94	0.93	0.12	---
32442	3/8" x 3/4"	1.97	0.97	1.18	0.20	---
32449	1/2" x 1/8"	1.51	0.98	0.56	0.06	---
32064	1/2" x 1/4"	1.66	0.96	0.62	0.08	---
32060	1/2" x 3/8"	1.66	0.97	0.75	0.08	---
32061	1/2" x 1/2"	1.76	0.96	0.93	0.12	---
32443	1/2" x 3/4"	1.97	0.97	1.18	0.26	---
32444	5/8" x 3/8"	1.66	0.97	0.75	0.08	---
32445	5/8" x 1/2"	1.66	0.97	0.93	0.10	---
32446	5/8" x 3/4"	1.97	0.97	1.18	0.21	---
32447	3/4" x 1/2"	1.88	1.19	0.93	0.13	---
32065	3/4" x 3/4"	2.19	1.21	1.18	0.22	---
32049	1" x 3/4"	2.19	1.19	1.18	0.26	---
32321	1" x 1"	2.32	1.19	1.44	0.35	---
32448	1-1/4" x 1"	2.32	1.19	1.43	0.44	---

209A 128 29A 29F 126HB 126 FPB 105B-2 KF-RS 104 144


SWIVEL FEMALE ADAPTER NPTF



PART #	HOSE I.D. X FEMALE NPTF	A	B	HEX	APPROX. WT. LBS.	LIST PRICE
32470	1/4" x 1/4"	1.80	0.97	0.62	0.06	---
32472	3/8" x 1/4"	1.80	0.97	0.62	0.06	---
32473	3/8" x 3/8"	1.82	0.97	0.75	0.09	---
32475	1/2" x 3/8"	1.82	0.97	0.75	0.09	---
32476	1/2" x 1/2"	1.86	0.97	0.93	0.14	---

HIGH VOLUME MALE SWIVEL

- 300 PSI • Nitrile Buna (NBR) O-Ring



PART #	HOSE I.D. X MALE NPTF	A	B	HEX	APPROX. WT. LBS.	LIST PRICE
32781	3/8" x 1/4"	1.83	0.87	0.62	0.07	---
28415	1/4" x 1/4"	1.30	0.94	0.81	0.14	---
28417	3/8" x 1/4"					



4065

WARNING: This product can expose you to chemicals, including lead, which are known to the State of California to cause cancer and birth defects or other reproductive harm. For more information, visit www.P65Warnings.ca.gov

BRASS

28-415 & 28-417

www.MidlandIndustries.com



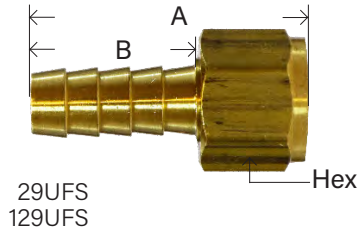
Toll Free Phone: 1-800-821-5725

HOSE BARB

BRASS FITTINGS

SWIVEL FEMALE ADAPTER - WITH GASKET

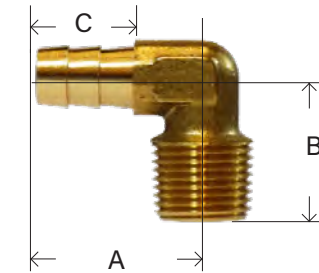
- NPSM Thread
- National Pipe Straight Gasket Seal Swivel



- Not recommend for water due to fiber gasket - for air service only.

PART #	HOSE I.D. X FEMALE NPSM	A	B	HEX	APPROX. WT. LBS.	LIST PRICE
32131	1/8" x 1/8"	0.90	0.46	0.50	0.02	---
32132	3/16" x 1/8"	1.19	0.75	0.50	0.03	---
32133	3/16" x 1/4"	1.28	0.75	0.62	0.04	---
32120	1/4" x 1/8"	1.41	0.97	0.50	0.02	---
32121	1/4" x 1/4"	1.50	0.97	0.62	0.02	---
32129	1/4" x 3/8"	1.63	0.97	0.75	0.04	---
32130	5/16" x 1/4"	1.50	0.97	0.62	0.04	---
32122	3/8" x 1/4"	1.54	1.00	0.62	0.06	---
32123	3/8" x 3/8"	1.60	0.97	0.75	0.06	---
32354	3/8" x 1/2"	1.66	0.97	0.93	0.10	---
32124	1/2" x 3/8"	1.60	0.97	0.75	0.08	---
32125	1/2" x 1/2"	1.66	0.97	0.93	0.12	---
32117	1/2" x 3/4"	1.82	1.19	1.18	0.16	---
32118	5/8" x 3/4"	1.82	1.19	1.18	0.18	---
32119	3/4" x 3/4"	1.82	1.19	1.18	0.14	---

130 126 29FSG KF-RN NPSM Gasket Seat

FORGED HOSE BARB 90° ELBOW29E
129E

32-330

**Square Barstock Body

PART #	HOSE I.D. X MALE NPTF	A	B	C	BODY SIZE	APPROX. WT. LBS.	LIST PRICE
32308	3/16" x 1/8"	0.95	0.70	0.66	0.37	0.02	---
32391	3/16" x 1/4"	1.00	0.84	0.63	0.46	0.10	---
32038 *	1/4" x 1/8"	1.01	0.81	0.71	0.47	0.06	---
32039 *	1/4" x 1/4"	1.01	0.87	0.63	0.47	0.06	---
32309 **	1/4" x 3/8"	1.08	0.97	0.73	0.69	0.12	---
32036	5/16" x 1/8"	1.01	0.81	0.63	0.47	0.04	---
32040	5/16" x 1/4"	1.01	0.87	0.63	0.47	0.06	---
32310	5/16" x 3/8"	1.06	0.94	0.63	0.50	0.06	---
32046 *	3/8" x 1/8"	1.01	0.81	0.63	0.47	0.06	---
32041 *	3/8" x 1/4"	1.02	0.88	0.65	0.47	0.06	---
32042 *	3/8" x 3/8"	1.09	0.93	0.68	0.50	0.08	---
32047 *	3/8" x 1/2"	1.11	1.09	0.63	0.59	0.10	---
32048	1/2" x 1/4"	1.06	1.00	0.68	0.59	0.10	---
32043 *	1/2" x 3/8"	1.06	1.09	0.69	0.59	0.10	---
32311 *	1/2" x 1/2"	1.31	1.19	0.87	0.56	0.12	---
32044	5/8" x 3/8"	1.12	1.06	0.61	0.56	0.12	---
32045	5/8" x 1/2"	1.12	1.12	0.68	0.63	0.14	---
32312	5/8" x 3/4"	1.46	1.26	0.93	1.06	0.32	---
32313	3/4" x 1/2"	1.31	1.28	0.87	0.85	0.22	---
32314 *	3/4" x 3/4"	1.46	1.26	0.91	1.06	0.32	---
32330 **	3/4" x 1"	1.57	1.64	0.90	1.34	0.64	---
32315	1" x 3/4"	1.60	1.40	0.95	1.06	0.32	---
32319	1" x 1"	1.69	1.64	0.98	1.30	0.43	---

129 HBE1 KF-PS90 HE-1 29E 146



* Add SS to the end of the part number for Stainless.

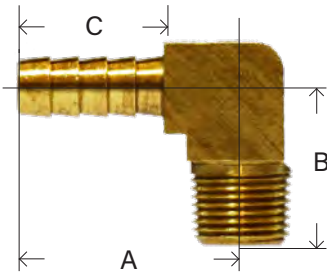
Dimension data can change without notice. Please check when dimensions are critical.

WARNING: This product can expose you to chemicals, including lead, which are known to the State of California to cause cancer and birth defects or other reproductive harm. For more information, visit www.P65Warnings.ca.gov

HOSE BARB

BRASS FITTINGS

BARSTOCK HOSE BARB 90° ELBOW

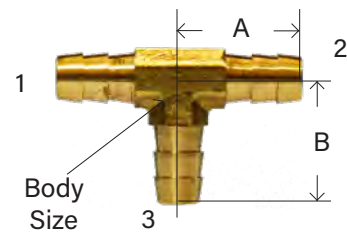


29EBS

PART #	HOSE I.D. X MALE NPTF	A	B	C	BODY SIZE	APPROX. WT. LBS.	LIST PRICE
32038B	1/4" X 1/8"	1.00	0.75	0.75	0.50	0.02	---
32039B	1/4" X 1/4"	1.02	0.91	0.74	0.56	0.04	---
32309B	1/4" X 3/8"	1.19	0.84	0.76	0.58	0.09	---
32036B	5/16" X 1/8"	1.06	0.66	0.76	0.44	0.04	---
32040B	5/16" X 1/4"	1.12	0.84	0.76	0.58	0.07	---
32310B	5/16" X 3/8"	1.19	0.84	0.76	0.72	0.09	---
32046B	3/8" X 1/8"	1.32	0.94	0.97	0.58	0.06	---
32041B	3/8" X 1/4"	1.32	0.89	0.97	0.58	0.08	---
32042B	3/8" X 3/8"	1.50	1.06	0.97	0.75	0.14	---
32047B	3/8" X 1/2"	1.52	1.25	0.97	0.90	0.26	---
32048B	1/2" X 1/4"	1.53	1.06	0.97	0.72	0.12	---
32043B	1/2" X 3/8"	1.53	1.07	0.97	0.72	0.16	---
32311B	1/2" X 1/2"	1.53	1.25	0.97	0.90	0.26	---
32314B	3/4" X 3/4"	1.33	1.27	0.97	1.10	0.32	---

129HB

HOSE BARB TEES



Body Size



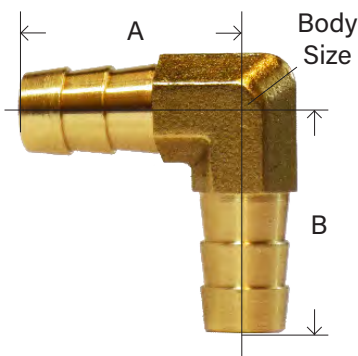
29T
129T

32-128

PART #	HOSE BARB SIZE (1 & 2) X 3	A	B	BODY SIZE	APPROX. WT. LBS.	LIST PRICE
32367 *	1/8"	0.84	0.83	0.25	0.02	---
32368	3/16"	1.02	1.02	0.37	0.03	---
32365 **	1/4"	1.00	1.00	0.44	0.06	---
32350 *	(1/4") x 1/8"	0.94	0.94	0.44	0.04	---
32366	5/16"	1.00	1.00	0.44	0.06	---
32126 **	3/8"	1.01	1.01	0.43	0.06	---
32400 *	1/2"	1.02	1.00	0.43	0.08	---
32352 *	(1/2") x 3/8"	1.26	1.26	0.43	0.10	---
32361	5/8"	1.26	1.26	0.75	0.16	---
32363	3/4"	1.45	1.45	0.90	0.18	---
32353	(3/4") x 1/2"	1.41	1.41	0.88	0.23	---
32128 *	3/8" HB x 1/4" MIP	1.00	0.94	0.43	0.06	---

T * Add SS to the end of the part number for Stainless.

90° HOSE BARB ELBOW

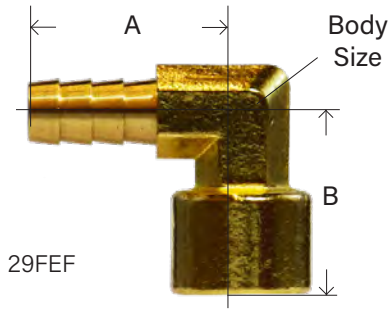


PART #	HOSE I.D. X HOSE I.D.	A	B	BODY SIZE	APPROX. WT. LBS.	LIST PRICE
32429	1/8" x 1/8"	0.55	0.55	0.37	0.03	---
32433	3/16" x 3/16"	0.90	0.90	0.37	0.03	---
32412	1/4" x 1/8"	1.02	1.02	0.44	0.04	---
32413 *	1/4" x 1/4"	1.01	1.01	0.44	0.04	---
32425	5/16" x 5/16"	1.15	1.15	0.48	0.05	---
32414	3/8" x 1/8"	1.01	1.01	0.44	0.04	---
32415	3/8" x 1/4"	1.00	1.00	0.44	0.04	---
32416 *	3/8" x 3/8"	1.02	1.02	0.44	0.04	---
32417	3/8" x 1/2"	1.24	1.10	0.50	0.06	---
32418	1/2" x 1/4"	1.24	1.08	0.50	0.06	---
32419	1/2" x 3/8"	1.22	1.09	0.50	0.06	---
32420 *	1/2" x 1/2"	1.24	1.24	0.50	0.06	---
32434	5/8" x 5/8"	1.20	1.20	0.75	0.16	---
32435	3/4" x 1/2"	1.41	1.41	0.88	0.21	---
32436	3/4" x 3/4"	1.41	1.41	0.88	0.21	---

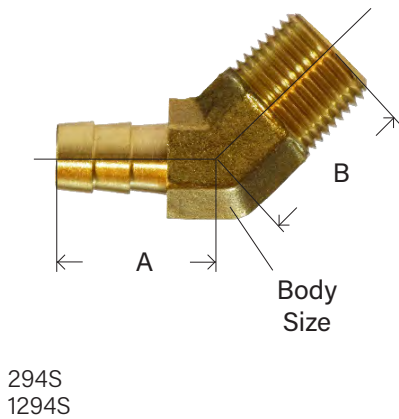
* Add SS to the end of the part number for Stainless.

HOSE BARB

BRASS FITTINGS

90° FEMALE HOSE BARB ELBOW

PART #	HOSE I.D. X FEMALE NPTF	A	B	BODY SIZE	APPROX. WT. LBS.	LIST PRICE
32401	1/4" x 1/8"	1.01	0.82	0.47	0.06	---
32402	1/4" x 1/4"	1.13	0.91	0.56	0.10	---
32403	3/8" x 1/8"	1.01	0.82	0.47	0.06	---
32404	3/8" x 1/4"	1.15	0.91	0.56	0.10	---
32405	3/8" x 3/8"	1.15	1.11	0.68	0.14	---
32406	3/8" x 1/2"	1.26	1.39	0.75	0.20	---
32407	1/2" x 1/4"	1.26	0.91	0.56	0.10	---
32410	1/2" x 3/8"	1.24	1.11	0.68	0.14	---
32411	1/2" x 1/2"	1.37	1.39	0.75	0.20	---
32409	3/4" x 3/4"	1.52	1.75	0.81	0.50	---

45° ELBOW

PART #	HOSE I.D. X MALE NPTF	A	B	BODY SIZE	APPROX. WT. LBS.	LIST PRICE
32110	1/4" x 1/8"	0.91	0.62	0.53	0.04	---
32109*	1/4" x 1/4"	1.00	0.62	0.57	0.06	---
32111	3/8" x 1/8"	0.83	0.66	0.53	0.04	---
32112	3/8" x 1/4"	0.82	0.84	0.53	0.06	---
32113	3/8" x 3/8"	0.93	0.87	0.59	0.08	---
32346	1/2" x 1/4"	1.00	0.84	0.59	0.08	---
32114	1/2" x 3/8"	1.00	0.88	0.59	0.08	---
32116	1/2" x 1/2"	1.15	0.94	0.59	0.12	---
32115	5/8" x 3/8"	0.97	0.88	0.59	0.10	---
32345	3/4" x 1/2"	1.15	0.94	0.81	0.13	---

* Barstock

140 HE145 139HB KF-PS45 13945

CROSSES

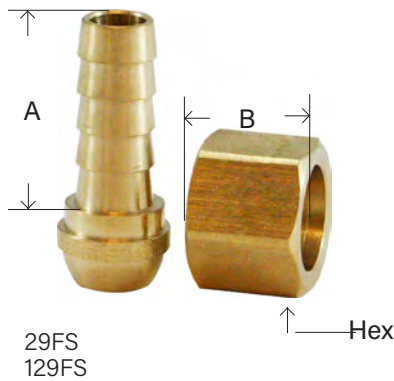
PART #	HOSE ID	LIST PRICE
32608	1/4	---
32609	5/16	---
32610	3/8	---

WARNING: This product can expose you to chemicals, including lead, which are known to the State of California to cause cancer and birth defects or other reproductive harm. For more information, visit www.P65Warnings.ca.gov

HOSE BARB

BRASS FITTINGS

BALL END SWIVEL NPSM - Ball seat type




PART #	HOSE I.D. X NPSM	A	B	HEX	APPROX. WT. LBS.	LIST PRICE
32066	1/8" x 1/8"	0.46	0.44	0.50	0.03	---
32067	3/16" x 1/8"	0.75	0.44	0.50	0.03	---
32068	3/16" x 1/4"	0.75	0.52	0.62	0.04	---
32962	3/16" x 3/8"	0.75	0.63	0.75	0.05	---
32069	1/4" x 1/8"	0.97	0.44	0.50	0.04	---
32070	1/4" x 1/4"	0.97	0.53	0.62	0.06	---
32078	1/4" x 3/8"	0.97	0.63	0.75	0.06	---
32071	5/16" x 1/4"	0.97	0.52	0.62	0.05	---
32389	5/16" x 3/8"	0.97	0.63	0.75	0.07	---
32072	3/8" x 1/4"	0.97	0.53	0.62	0.06	---
32073	3/8" x 3/8"	0.97	0.59	0.75	0.08	---
32074	3/8" x 1/2"	0.97	0.69	0.94	0.14	---
32075	1/2" x 3/8"	0.97	0.59	0.75	0.08	---
32076	1/2" x 1/2"	0.97	0.69	0.94	0.10	---
32077	3/4" x 3/4"	0.97	0.70	1.12	0.14	---

128HBLSV 29FS 209AS 124 131

BALLSEAT MALE ADAPTER

Beveled seat




30° Seat

PART #	NPSM X MALE NPTF	A	HEX	APPROX. WT. LBS.	LIST PRICE
32359	1/8" x 1/8"	0.94	0.43	0.03	---
32034	1/4" x 1/8"	1.06	0.56	0.04	---
32030	1/4" x 1/4"	1.25	0.56	0.06	---
32362	3/8" x 1/4"	1.28	0.68	0.08	---
32031	3/8" x 3/8"	1.30	0.68	0.08	---
32392	3/8" x 1/2"	1.47	0.88	0.13	---
32364	1/2" x 3/8"	1.35	0.87	0.10	---
32032	1/2" x 1/2"	1.53	0.87	0.14	---
32033	3/4" x 3/4"	1.53	1.06	0.20	---

172 134 127HB 122AS


BALLSEAT UNION



30° Seat

PART #	NPSM X NPSM	A	HEX	APPROX. WT. LBS.	LIST PRICE
32460	1/8"	0.79	0.43	0.02	---
32461	1/4"	1.09	0.56	0.04	---
32462	3/8"	1.19	0.68	0.07	---
32463	1/2"	1.31	0.87	0.10	---

45° FLARE ADAPTER



29SAE
129SAE

PART #	HOSE I.D. X 45° FLARE	THREAD	A	B	HEX	APPROX. WT. LBS.	LIST PRICE
32322	3/16" x 1/4"	7/16-20	1.5	0.75	0.43	0.03	---
32081 *	1/4" x 1/4"	7/16-20	1.72	0.97	0.43	0.03	---
32082 *	1/4" x 3/8"	5/8-18	1.82	0.97	0.62	0.07	---
32083	5/16" x 5/16"	1/2-20	1.75	0.97	0.50	0.08	---
32084 *	3/8" x 3/8"	5/8-18	1.82	0.97	0.62	0.08	---
32085	3/8" x 1/2"	3/4-16	1.97	0.97	0.75	0.10	---
32086	1/2" x 1/2"	3/4-16	1.97	0.97	0.75	0.10	---

* Add SS to the end of the part number for Stainless. 142 201BF KF-MS KDS

COMPRESSION ADAPTER - BARB X MALE COMPRESSION




PART #	SIZE	LIST PRICE
18534	1/4" x 1/4"	---

WARNING: This product can expose you to chemicals, including lead, which are known to the State of California to cause cancer and birth defects or other reproductive harm. For more information, visit www.P65Warnings.ca.gov

BRASS

HOSE BARB

BRASS FITTINGS


DUAL 45°/ 37° FLARE SWIVEL

CRIMP STYLE

PART #	HOSE ID X DUAL SEAT	THREAD	A	B	HEX	APPROX. WT. LBS.	LIST PRICE
32107	3/16" x 1/4"	7/16-20	1.34	0.75	0.56	0.04	---
32107C**	3/16 X 1/4	7/16-20	1.42	0.78	0.56	0.04	---
32337	1/4" x 1/4"	7/16-20	1.56	0.97	0.56	0.04	---
32337C**	1/4" X 1/4"	7/16-20	1.60	0.97	0.56	0.04	---
32102	1/4" x 5/16"	1/2-20	1.61	0.97	0.62	0.06	---
32339	5/16" x 5/16"	1/2-20	1.60	0.97	0.62	0.06	---
32340	3/8" x 1/2"	3/4-16	1.68	0.97	0.87	0.10	---
32341	1/2" x 1/2"	3/4-16	1.68	0.97	0.87	0.10	---
32341C**	1/2" X 1/2"	3/4-16	1.75	0.97	0.87	0.09	---
32342	1/2" x 5/8"	7/8-14	1.76	0.97	1.00	0.12	---
32394**	5/8" x 5/8"	7/8-14	1.83	0.97	1.00	0.14	---

** Swivel crimp style

KDS

FEMALE 45° FLARE SWIVEL29SAE
129SAE

CRIMP STYLE

PART #	HOSE I.D. X FEMALE 45° FLARE	UNF THREAD	A	B	HEX	APPROX. WT. LBS.	LIST PRICE
32326	3/16" x 3/16"	3/8-24	1.19	0.75	0.43	0.04	---
30295**	3/16" x 3/8"	5/8-18	1.82	0.90	0.75	0.04	---
32101	1/4" x 1/4"	7/16-20	1.57	0.97	0.56	0.04	---
32103	1/4" x 3/8"	5/8-18	1.64	0.97	0.75	0.08	---
32104	5/16" x 5/16"	1/2-20	1.61	0.97	0.62	0.05	---
32327	5/16" x 3/8"	5/8-18	1.67	0.97	0.75	0.08	---
32105	3/8" x 3/8"	5/8-18	1.64	0.97	0.75	0.08	---
32105C**	3/8" x 3/8"	5/8-18	1.71	0.97	0.75	0.07	---
32106	3/8" x 1/2"	3/4-16	1.81	0.97	0.87	0.10	---
32100	1/2" x 1/2"	3/4-16	1.68	0.97	0.87	0.12	---
32328	3/4" x 3/4"	1-1/16-14	2.00	0.97	1.25	0.20	---

29SAE 209ASF 146HBLFSV KF-NS 128 FSS 146 144

** Swivel crimp style (crimped on the outside of fitting)

FEMALE 37° J.I.C. FLARE SWIVEL

CRIMP STYLE

STAINLESS
STEEL

32338SS

PART #	HOSE ID X FEMALE 37° FLARE	THREAD	A	B	HEX	APPROX. WT. LBS.	LIST PRICE
32334	1/4" x 3/8"	9/16-18	1.60	0.97	0.68	0.06	---
32335	5/16" x 3/8"	9/16-18	1.60	0.97	0.68	0.06	---
32336	3/8" x 3/8"	9/16-18	1.60	0.97	0.68	0.10	---
32336C**	3/8" X 3/8"	9/16-18	1.66	0.97	0.68	0.06	---
32338*	3/4" x 3/4"	1-1/16-12	2.00	0.97	1.25	0.20	---
32338SS	3/4" x 3/4"	1-1/16-12	2.00	0.97	1.25	0.24	---
32338C	3/4" x 3/4"	1-1/16-12	2.13	1.19	1.25	0.20	---
32397**	1" x 1"	1-5/16-12	2.31	1.19	1.50	0.33	---

KJS

*Available in swivel crimp style - add a "C" at the end of the part # (100 piece minimum)

** Swivel crimp style

WARNING: This product can expose you to chemicals, including lead, which are known to the State of California to cause cancer and birth defects or other reproductive harm. For more information, visit www.P65Warnings.ca.gov

REUSABLE BRASS FITTINGS

REUSABLE MALE FITTINGS



29RU17

PART #	HOSE ID	HOSE OD	MALE NPTF	LIST PRICE
32727	1/4"	1/2"	1/4"	---
32728	1/4"	9/16"	1/4"	---
32726	1/4"	5/8"	1/4"	---
32741	5/16"	5/8"	1/4"	---
32742	3/8"	5/8"	1/4"	---
32744	3/8"	11/16"	1/4"	---
32725	3/8"	3/4"	1/4"	---
32747	3/8"	5/8"	3/8"	---
32750	3/8"	11/16"	3/8"	---
32746	1/2"	7/8"	1/2"	---

REUSABLE FEMALE SWIVEL STEMS



PART #	HOSE ID	FEMALE NPSM	LIST PRICE
32770	1/4"	1/4"-18	---
32771	3/8"	3/8"-18	---

REUSABLE FEMALE SWIVELS



29RU16


PART #	HOSE ID	HOSE OD	FEMALE NPSM	LIST PRICE
32772	1/4"	1/2"	1/4"	---
32773	3/8"	5/8"	3/8"	---
32774	3/8"	11/16"	3/8"	---
32775	1/2"	7/8"	1/2"	---

REUSABLE FERRULES



PART #	HOSE ID	HOSE OD	LIST PRICE
32749	1/4"	1/2"	---
32751	1/4"	9/16"	---
32752	1/4"	5/8"	---
32753	3/8"	5/8"	---
32754	3/8"	11/16"	---
32755	3/8"	3/4"	---
32756	1/2"	7/8"	---

REUSABLE MALE STEMS



PART #	HOSE ID	MALE NPT THREAD	LIST PRICE
32758	1/4"	1/4"	---
32759	3/8"	1/4"	---
32760	3/8"	3/8"	---
32761	1/2"	1/2"	---

WARNING: This product can expose you to chemicals, including lead, which are known to the State of California to cause cancer and birth defects or other reproductive harm. For more information, visit www.P65Warnings.ca.gov

BRASS

HOSE BARB

BRASS FITTINGS

BRASS FUEL HOSE BARBS

Typical Application: Low pressure air, fuel and oil applications. Generally used for automotive, light truck, and small engine fuel lines. Use with fuel hose SAE 30R7 & SAE 30R9.

Advantages: Easy to assemble, just push the fitting into the hose & clamp. Good selection of configurations at reasonable cost.

MALE CONNECTOR
HOSE BARB X MALE PIPE



159
29SB

PART #	HOSE ID	MIP	IND #	LIST PRICE
38800	3/16	1/8	1541	---
38802	1/4	1/8	1537	---
32377	1/4	1/4	1581	---
38806	5/16	1/8	1551	---
38808	5/16	1/4	1555	---
38810	3/8	1/8	1565	---
32381	3/8	1/4	1564	---
32382	3/8	3/8	1566	---
32383	1/2	3/8		---
32384	1/2	1/2		---
32385	5/8	1/2	1431	---
32387	3/4	1/2	1430	---
32388	3/4	3/4		---

68HB

BUBBLE BARB MALE ADAPTER

BUBBLE X MIP



PART #	BUBBLE X MIP	LIST PRICE
32176	3/8 x 3/8	---
32177	1/2 x 1/4	---
32178	1/2 x 3/8	---
32179	1/2 x 1/2	---
32182	5/8 x 3/8	---
32183	5/8 x 1/2	---
32184	3/4 x 1/2	---
32180	3/4 x 3/4	---
32185	1 x 3/4	---
32181	1 x 1	---

INVERTED FLARE MALE CONNECTOR

HOSE BARB X INVERTED FLARE

159IN
29IFSB



PART #	HOSE ID	INV. FLARE	IND #	LIST PRICE
38828	5/16	1/4	1598	---
38830	5/16	5/16	1560	---
38832	5/16	3/8	1561	---
38834	3/8	5/16	1568	---
38836	3/8	3/8	1570	---

269HB

90° MALE ELBOW

HOSE BARB X MALE PIPE

29ESB



PART #	HOSE ID	MIP	IND #	LIST PRICE
38860	1/4	1/8	1582	---
38862	5/16	1/8	1556	---
38864	5/16	1/4	1557	---
38866	3/8	1/8	1572	---
38868	3/8	1/4	1571	---

BUBBLE BARB

159E



PART #	HOSE ID	MIP	IND #	LIST PRICE
32186	3/8	3/8		---
32194	1/2	1/4		---
32187	1/2	3/8		---
32191	1/2	1/2		---
32195	5/8	1/4		---
32188	5/8	3/8		---
32189	5/8	1/2		---
32190	3/4	1/2		---
32192	3/4	3/4		---

WARNING: This product can expose you to chemicals, including lead, which are known to the State of California to cause cancer and birth defects or other reproductive harm. For more information, visit www.P65Warnings.ca.gov

WELDED HOSE FITTINGS

BRASS FITTINGS

INVERTED FLARE MALE SWIVEL 90° ELBOW

HOSE BARB X TUBE O.D.


159ELS
291MES



Part #	Hose ID	Inv. Flare	Ind #	List Price
38873	5/16	5/16	1405	---
38874	3/8	3/8	1407	---

WELDED HOSE FITTINGS

STEM ONLY - WELDING HOSE CONNECTOR

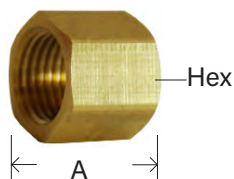


PART #	HOSE I.D.	A	APPROX. WT. LBS.	LIST PRICE
30410	3/16"	1.43	0.02	---
30411	1/4"	1.43	0.02	---
30413	3/8"	1.43	0.04	---

Assemble with nuts below.

201RWA WRS WLS

RIGHT HAND 9/16 - 18 FOR OXYGEN LINE - WELDING HOSE NUT

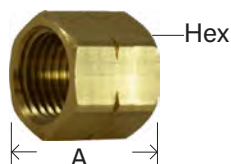


PART #	SIZE	A	HEX	APPROX. WT. LBS.	LIST PRICE
30420	R.H. Nut only	0.63	0.68	0.04	---

Assemble with stem above.

201RWA WRS KF-PE 152

LEFT HAND 9/16 - 18 FOR ACETYLENE LINE - WELDING HOSE NUT




PART #	SIZE	A	HEX	APPROX. WT. LBS.	LIST PRICE
30421	L.H. Nut only	0.63	0.68	0.04	---

Assemble with stem above.

209LWA WLS 154 KF-RE

RIGHT HAND 9/16 - 18 #122RWA - WELDING HOSE CONNECTOR

651
WH42R




PART #	SIZE	A	HEX	APPROX. WT. LBS.	LIST PRICE
30401	1/4"-18	1.30	0.62	0.06	---
32437	3/8"-18	1.30	0.68	0.09	---
32438*	9/16"-18	1.25	0.68	0.07	---

* Right UNF thread

156

LEFT HAND 9/16 - 18 #122LWA - WELDING HOSE CONNECTOR

652
WH42L



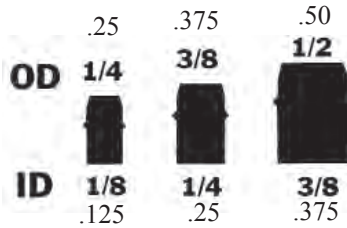
PART #	SIZE	A	HEX	APPROX. WT. LBS.	LIST PRICE
30406	1/4"-18	1.30	0.62	0.06	---
32439	3/8"-18	1.30	0.68	0.09	---
32440*	9/16"-18	1.25	0.68	0.07	---

* Left UNF thread

158

BARBED FOR PLASTIC TUBING**BRASS FITTINGS****BRASS BARBS FOR
POLYETHYLENE TUBING**

• Quick connecting fittings that do not require tube preparations for hand assembly. Inexpensive with excellent resistance to vibration.

**UNION**

29MBS



TUBE O.D. (TUBE I.D.) X TUBE O.D. (TUBE I.D.)

PART #	SIZE	LIST PRICE
21003	1/4(1/8) x 1/4(1/8)	---
21007	3/8(1/4) x 1/4(1/8)	---

1062 962

MALE ADAPTER

29MB



TUBE O.D. (TUBE I.D.) X MALE PIPE

PART #	SIZE	LIST PRICE
21021	1/4(1/8) x 1/16	---
21023	1/4(1/8) x 1/8	---
21025	1/4(1/8) x 1/4	---

1068 968 688

FEMALE ADAPTER

29FMB



TUBE O.D. (TUBE I.D.) X FEMALE PIPE

PART #	SIZE	LIST PRICE
21043	1/4(1/8) x 1/8	---
21046	3/8(1/4) x 1/4	---
21049	1/2(3/8) x 3/8	---

1066 966 26 668

BULKHEAD UNION

29MBHS



TUBE O.D. (TUBE I.D.)

PART #	SIZE	LIST PRICE
21082	1/4(1/8)	---
21083	3/8(1/4)	---
21084	1/2(3/8)	---

1074

UNION ELBOW

29BEMB



TUBE O.D. (I.D.)

PART #	SIZE	LIST PRICE
21095	1/4(1/8)	---
21097	3/8(1/4)	---
21099	1/2(3/8)	---

1065
965**MALE 90° ELBOW**

29MBE



TUBE O.D. (I.D.) X MALE PIPE

PART #	SIZE	LIST PRICE
21109	1/8" x 1/4-28"	---
21111	1/4(1/8) x 1/16	---
21113	1/4(1/8) x 1/8	---
21115	1/4(1/8) x 1/4	---
21117	3/8(1/4) x 1/8	---
21119	3/8(1/4) x 1/4	---

1069 969 229

FEMALE 90° ELBOW

29MBFE



TUBE O.D. (I.D.) X FEMALE PIPE

PART #	SIZE	LIST PRICE
21133	1/4(1/8) x 1/8	---

1070 970 230

UNION TEE

29MBT




O.D. (I.D.) X O.D. (I.D.) X O.D. (I.D.)

PART #	SIZE	LIST PRICE
21151	1/4(1/8)	---
21153	3/8(1/4) X 3/8(1/4) X 1/4(1/8)	---
21155	3/8(1/4)	---
21159	1/2(3/8) X 1/2(3/8) X 3/8(1/4)	---
21161	1/2(3/8)	---

1064 964 224

MALE BRANCH TEE

29MRMT




O.D. (I.D.) X O.D. (I.D.) X MALE PIPE

PART #	SIZE	LIST PRICE
21193	1/4(1/8) x 1/4(1/8) x 1/8	---

1072 972 232

FEMALE BRANCH TEE

29MBPT



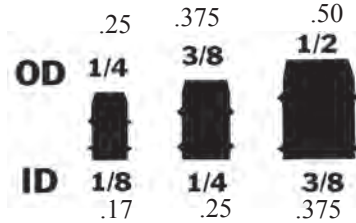
O.D. (I.D.) X O.D. (I.D.) X FEMALE PIPE

PART #	SIZE	LIST PRICE
21207	1/4(1/8) x 1/4(1/8) x 1/8	---

1077 978

TWO BARB FITTINGS

More Sizes Available - Please Ask!

**MALE ADAPTER PIPE**

TUBE O.D. (I.D.) X MALE PIPE

PART #	SIZE	LIST PRICE
32150	1/4(1/8) x 1/8	---
32151	1/4(1/8) x 1/4	---
32153	3/8(1/4) x 1/4	---

28

UNION TEE

PART #	TUBE O.D. (I.D.)	LIST PRICE
32159	1/4(1/8 ID)	---

90° ELBOW

PART #	TUBE O.D. (I.D.)	LIST PRICE
32170	1/4(1/8 ID)	---

225

WARNING: This product can expose you to chemicals, including lead, which are known to the State of California to cause cancer and birth defects or other reproductive harm. For more information, visit www.P65Warnings.ca.gov

BARSTOCK/ CAST SS HOSE BARB


BRASS FITTINGS

316 STAINLESS STEEL MACHINED RIGID MALE ADAPTER



PART #	HOSE I.D. X NPT	LIST PRICE
32001SS	1/8" x 1/8"	---
32002SS	3/16" x 1/8"	---
32003SS	3/16" x 1/4"	---
32004SS	1/4" x 1/8"	---
32005SS	1/4" x 1/4"	---
32006SS	1/4" x 3/8"	---
32008SS	5/16" x 1/8"	---
32009SS	5/16" x 1/4"	---
32010SS	5/16" x 3/8"	---
32011SS	3/8" x 1/8"	---
32012SS	3/8" x 1/4"	---
32013SS	3/8" x 3/8"	---
32014SS	3/8" x 1/2"	---
32015SS	1/2" x 1/4"	---
32016SS	1/2" x 3/8"	---
32017SS	1/2" x 1/2"	---
32018SS	1/2" x 3/4"	---
32019SS	5/8" x 3/8"	---
32020SS	5/8" x 1/2"	---
32021SS	5/8" x 3/4"	---
32022SS	3/4" x 1/2"	---
32023SS	3/4" x 3/4"	---
32024SS	1" x 3/4"	---

316 STAINLESS STEEL SPLICER



PART #	HOSE I.D. X HOSE I.D.	A	B	LIST PRICE
32091SS	1/8"			---
32093SS	1/4"	2.03	0.97	---
32094SS	5/16"			---
32095SS	3/8"	2.06	0.97	---
32096SS	1/2"	2.06	0.97	---
32098SS	3/4"	2.50	1.19	---

316 STAINLESS STEEL BARB ELBOW



PART #	HOSE I.D. X NPT	LIST PRICE
32038SS	1/4 x 1/8	---
32039SS	1/4 x 1/4	---
32041SS	3/8 x 1/4	---
32042SS	3/8 x 3/8	---
32043SS	1/2" x 3/8"	---
32311SS	1/2 x 1/2	---
32314SS	3/4" x 3/4"	---

304 STAINLESS STEEL HOSE NIPPLES



• Cast

PART #	HOSE I.D. X MALE PIPE	LIST PRICE
73951	1/4"	---
73952	3/8"	---
73953	1/2"	---
73954	3/4"	---
73955	1"	---
73956	1-1/4"	---
73957	1-1/2"	---
73958	2"	---
73959	2-1/2"	---
73960	3"	---

304 STAINLESS STEEL REDUCING HOSE NIPPLES



• Cast

PART #	HOSE I.D. X MALE PIPE	LIST PRICE
73970	1/4" X 1/8"	---
73971	3/8" X 1/4"	---
73972	1/2" X 3/8"	---
73973	1/2" X 1/4"	---
73974	3/4" X 1/2"	---
73975	1" X 3/4"	---
73976	1" X 1/2"	---
73977	1-1/4" X 1"	---
73979	1-1/2" X 1-1/4"	---
73980	1-1/2" X 1"	---
73981	2" X 1-1/2"	---
73982	2" X 1-1/4"	---

316 STAINLESS STEEL HOSE NIPPLES



• Cast

PART #	HOSE I.D. X MALE PIPE	LIST PRICE
973951	1/4"	---
973952	3/8"	---
973953	1/2"	---
973954	3/4"	---
973955	1"	---
973956	1-1/4"	---
973957	1-1/2"	---
973958	2"	---
973959	2-1/2"	---
973990	3"	---

WARNING: This product can expose you to chemicals, including lead, which are known to the State of California to cause cancer and birth defects or other reproductive harm. For more information, visit www.P65Warnings.ca.gov

BRASS

BEVERAGE FITTINGS

BRASS FITTINGS

BARB TO MALE PIPE ADAPTERSTAINLESS
STEEL

PART #	SIZE	LIST PRICE
34587	1/4" x 1/8"	---
34588	1/4" x 1/4"	---
34589	1/4" x 3/8"	---
34590	3/8" x 1/8"	---
34591	3/8" x 1/4"	---
34592	3/8" x 3/8"	---
34595	3/8" x 1/2"	---

BARB TO MALE FLARE ADAPTERSTAINLESS
STEEL

HOSE ID X 45° FLARE

PART #	SIZE	LIST PRICE
34579	1/4" x 1/4"	---
34586	1/4" x 5/16"	----
34584	1/4" x 3/8"	----
34580	1/4" x 1/2-16"	---
34583	3/8" x 1/4"	---
34585	3/8" x 3/8"	---
34581	3/8" x 1/2-16"	---

FEMALE FLARE SWIVEL SETSSTAINLESS
STEEL

PART #	SIZE	LIST PRICE
34501	1/4" x 1/4"	---
34502	5/16" x 1/4"	---
34504	3/8" x 3/8"	---

ONE PIECE SWIVEL BARB X FE.STAINLESS
STEEL

PART #	SIZE	LIST PRICE
34510	3/8" x 1/4"	---

HOSE SPLICER (STRAIGHT)STAINLESS
STEEL

ID HOSE

PART #	SIZE	LIST PRICE
34532	3/16"	---
34533	1/4"	---
34534	1/4" x 3/16"	---
34536	5/16"	---
34537	5/16" x 1/4"	---
34535	3/8"	---
34538	3/8" x 3/16"	---
34543	3/8" x 1/4"	---
34539	3/8" x 5/16"	---

THINWALL SPLICERSSTAINLESS
STEEL

PART #	SIZE	LIST PRICE
34533T	1/4"	---
34535T	3/8"	---
34541T	1/2"	---
34540T	1/2" x 3/8"	---

PLUGSTAINLESS
STEEL

PART #	SIZE	LIST PRICE
34572	1/4"	---

THINWALL

PART #	SIZE	LIST PRICE
34572T	1/4"	---

BARB X COMPRESSIONSTAINLESS
STEEL

PART #	SIZE	LIST PRICE
34625	1/4" x 3/8"	---

PLATED BRASS SPLICERS

ID SIZES

VINYL TUBE ID/ PL. TUBE ID



PART #	SIZE	LIST
34725	3/16"/1/4"	---
34726	1/4" x 3/16"/ 5/16" x 1/4"	---
34728	5/16"/3/8"	---
34727	5/16" x 3/16"/ 3/8"/1/4"	---

TAILPIECES**SS BARB X SWIVEL SHANK**

PART #	SIZE	LIST PRICE
34711	-/ 3/16"	---
34713	3/16"/ 1/4"	---
34715	1/4"/ 5/16"	---
34716	3/8"/-	---
34717	1/2"/ 3/8"	---

**N/P BRASS**

PART #	SIZE	LIST PRICE
34710	3/16"/1/4"	---
34712	1/4"/5/16"	---
34714	5/16"/3/8"	---
34716	3/8"/-	---
34718	1/2"/-	---

**#304 SS 90° ELBOW**

PART #	SIZE	LIST PRICE
34720	3/16"/-	---
34721	1/4"/1/4"	---
34722	5/16"/5/16"	---
34723	3/8"/3/8"	---

WARNING: This product can expose you to chemicals, including lead, which are known to the State of California to cause cancer and birth defects or other reproductive harm. For more information, visit www.P65Warnings.ca.gov



BEVERAGE FITTINGS

BRASS FITTINGS

90° SWIVEL ELBOW



HOSE ID X FEMALE 45°

PART #	SIZE	LIST PRICE
34525	1/4" x 1/4"	---
34526	3/8" x 1/4"	---
34529	3/8" x 3/8"	---
34531	1/2" x 1/2"	---

BARB TO SWIVEL ELBOW



HOSE ID X FEMALE 45° FLARE

PART #	SIZE	LIST PRICE
34600	1/4" x 1/4"	---
34601	3/8" x 1/4"	---

MALE ELBOWS



HOSE ID X MALE NPTF

PART #	SIZE	LIST PRICE
34610	1/4" x 1/8"	---
34611	3/8" x 1/4"	---
34612	3/8" x 3/8"	---
34613	1/2" x 1/2"	---


FEMALE ADAPTERS



BARB X FEMALE PIPE

PART #	SIZE	LIST PRICE
34661	1/4"	---
34658	1/2"	---

U-BEND



PART #	SIZE	A	LIST PRICE
34633	3/8"	2	---

THINWALL U-BEND

Part #	Size	A	List Price
34633T	3/8"	1-1/2	---

U-BEND W/MANIFOLD



THINWALL

PART #	SIZE	LIST PRICE
34621T	1/4"	---
34622T	3/8"	---

CROSS



PART #	SIZE	LIST PRICE
34635T	1/4"	---
34638T	3/8"	---

Y TEES



PART #	SIZE	A	LIST PRICE
34650T	1/4"	1-1/8	---
34652T	3/8"	1-1/4	---

BARB HOSE TEES



ID HOSE

PART #	SIZE	LIST PRICE
34561	1/8"	---
34562	1/4"	---
34565	5/16"	---
34563	3/8"	---

REDUCING TEES

PART #	1&2	3	LIST PRICE
34567	1/4"	3/8"	---
34568	3/8"	1/4"	---

THINWALL TEES



PART #	SIZE	LIST PRICE
34562T	1/4"	---
34565T	5/16"	---
34563T	3/8"	---
34564T	1/2"	---

REDUCING THINWALL TEES

PART #	1&2	3	LIST PRICE
34567T	1/4"	3/8"	---
34568T	3/8"	1/4"	---

90° BARB SPLICER



ID HOSE

PART #	SIZE	LIST PRICE
34551	1/4"	---
34550	5/16"	---
34552	3/8"	---

THINWALL 90° BARB SPLICERS



PART #	SIZE	LIST PRICE
34551T	1/4"	---
34552T	3/8"	---
34553T	1/2"	---

PUSH ON HOSE BARB

BRASS FITTINGS

PUSH ON BARB FITTINGS

Typical Application: Low Pressure Air, Fuel, Lube, and Oil Lines

- Pressure determined by tube material and hardness. Our parts have been tested to max 150 PSI.

Advantages: Easy assembly. No clamps needed!!

- **Assembly Instructions**

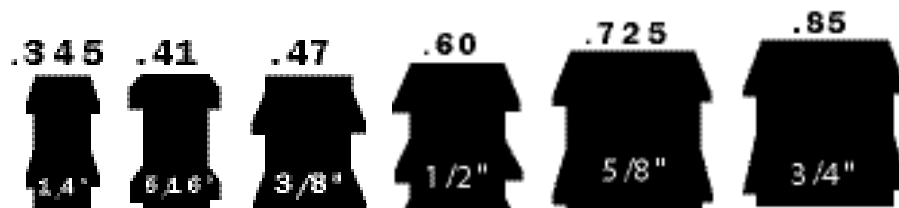
- 1- Lubricate insert.
- 2- Hold hose at angle as shown & push on and up over first barb.
- 3- Continue to push straight on until hose is seated under protective plastic cap. Keep hands back from hose end area so that hose can expand.

- **Disassembling Instructions**

- 1- Split hose. Do not cut completely through hose. Sealing edge of barb could be damaged.
- 2- Bend hose and remove with a quick pull.

See lead free section for lead free push-on barb fittings. **Stainless steel available at the end of this section.**

Actual Profile of Push On Barbs




WARNING: This product can expose you to chemicals, including lead, which are known to the State of California to cause cancer and birth defects or other reproductive harm. For more information, visit www.P65Warnings.ca.gov

PUSH-ON FITTINGS

BRASS FITTINGS

MALE ADAPTER

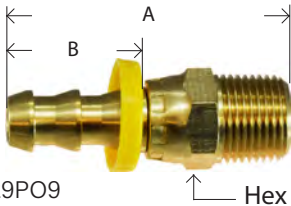


29PO1
129PO1

PART #	HOSE I.D. X MALE NPTF	A	B	HEX	APPROX. WT. LBS.	LIST PRICE
30200 *	1/4" x 1/8"	1.43	0.87	0.50	0.04	---
30201 *	1/4" x 1/4"	1.66	0.87	0.56	0.06	---
30211	1/4" x 3/8"	1.66	0.87	0.68	0.06	---
30208	1/4" x 1/2"	1.83	0.88	0.88	0.10	---
30212	5/16" x 1/8"	1.42	0.77	0.43	0.04	---
30213	5/16" x 1/4"	1.66	0.87	0.56	0.06	---
30202	3/8" x 1/8"	1.53	0.97	0.50	0.04	---
30203 *	3/8" x 1/4"	1.69	0.89	0.56	0.07	---
30204 *	3/8" x 3/8"	1.76	0.97	0.68	0.08	---
30205	3/8" x 1/2"	1.97	0.97	0.87	0.10	---
30392	3/8" x 3/4"	1.97	0.92	1.06	0.16	---
30216	1/2" x 1/4"	1.76	0.97	0.68	0.08	---
30206 *	1/2" x 3/8"	1.76	0.97	0.68	0.09	---
30207 *	1/2" x 1/2"	1.97	0.97	0.87	0.14	---
30217	1/2" x 3/4"	1.97	0.97	1.06	0.16	---
30218	1/2" x 1"	2.29	0.97	1.37	0.34	---
30219	5/8" x 3/8"	2.34	1.50	0.75	0.12	---
30209	5/8" x 1/2"	2.45	1.45	0.87	0.16	---
30214	5/8" x 3/4"	2.45	1.45	1.06	0.18	---
30215 *	3/4" x 1/2"	2.45	1.45	0.87	0.21	---
30210 *	3/4" x 3/4"	2.45	1.45	1.06	0.20	---
30238	1" x 3/4"	2.93	1.50	1.25	0.43	---
30239	1" x 1"	3.11	1.50	1.37	0.49	---

301 P990A HLM 100B-1 KA-MB 272 29PO 725 625 BPN 941 30182

MALE SWIVEL




29PO9
129PO2

PART #	HOSE I.D. X MALE NPTF	A	B	HEX	APPROX. WT. LBS.	LIST PRICE
30422	1/4" x 1/8"	2.07	0.87	0.56	0.06	---
30385	1/4" x 1/4"	2.02	0.87	0.56	0.06	---
30423	3/8" x 1/8"	2.12	0.97	0.56	0.07	---
30386	3/8" x 1/4"	2.12	0.97	0.56	0.08	---
30387	3/8" x 3/8"	2.12	0.97	0.68	0.08	---
30388	1/2" x 3/8"	2.12	0.97	0.68	0.10	---
30389	1/2" x 1/2"	2.33	0.97	0.87	0.14	---
30424	5/8" x 1/2"	2.80	1.45	0.88	0.18	---
30390	3/4" x 3/4"	2.80	1.45	1.06	0.24	---

921 HMS 285 31382

FEMALE GASKET SEAL SWIVEL - NPSM



129PO9


PART #	HOSE I.D. X GASKET SWIVEL (NPSM)	A	B	HEX	APPROX. WT. LBS.	LIST PRICE
30359	1/4" x 1/8"	1.39	0.77	0.50	0.03	---
30358	1/4" x 1/4"	1.47	0.82	0.68	0.06	---
30360	3/8" x 1/4"	1.61	1.00	0.68	0.06	---
30361	3/8" x 3/8"	1.77	0.97	0.81	0.08	---
30362	3/8" x 1/2"	1.80	0.92	0.93	0.09	---
30363	1/2" x 1/2"	1.90	1.02	0.93	0.11	---
30366	3/4" x 3/4"	2.36	1.55	1.18	0.32	---

• Not recommend for water due to fiber gas-ket - for air service only.

Dimension data can change without notice. Please check when dimensions are critical.


PUSH ON HOSE BARB

BRASS FITTINGS

HOSE SPLICER29P08
129PO14

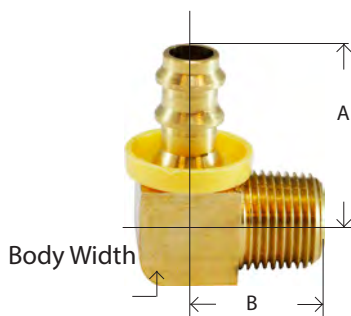
PART #	HOSE I.D.	A	APPROX. WT. LBS.	LIST PRICE
30300	1/4"	1.87	0.04	---
30305	5/16"	1.80	0.04	---
30301	3/8"	2.00	0.06	---
30302	1/2"	2.01	0.08	---
30303	5/8"	3.03	0.14	---
30304	3/4"	3.03	0.14	---
30306	1"	3.21	0.28	---

BPM 696 29SPO 296 915 729 100B-Y KA-RM MHL 296 38282

RIGID FEMALE ADAPTER29PO2
129PO7

PART #	HOSE I.D. X FEMALE NPTF	A	B	HEX	APPROX. WT. LBS.	LIST PRICE
30220	1/4" x 1/8"	1.35	0.87	0.50	0.02	---
30221	1/4" x 1/4"	1.51	0.87	0.62	0.06	---
30384	1/4" x 3/8"	1.51	0.77	0.75	0.06	---
30391	5/16" x 1/8"	1.32	0.77	0.50	0.03	---
30222	5/16" x 1/4"	1.51	0.87	0.62	0.06	---
30393	3/8" x 1/8"	1.47	0.92	0.56	0.06	---
30224	3/8" x 1/4"	1.61	0.97	0.62	0.06	---
30225	3/8" x 3/8"	1.63	0.97	0.75	0.06	---
30394	3/8" x 1/2"	1.66	0.92	0.93	0.12	---
30397	3/8" x 3/4"	1.97	0.97	1.18	0.20	---
30223	1/2" x 1/4"	1.76	1.02	0.68	0.08	---
30226	1/2" x 3/8"	1.63	0.97	0.75	0.08	---
30227	1/2" x 1/2"	1.77	0.97	0.93	0.14	---
30396	1/2" x 3/4"	2.07	1.02	1.18	0.20	---
30398	5/8" x 3/8"	2.24	1.55	0.75	0.10	---
30229	5/8" x 1/2"	2.24	1.48	0.93	0.11	---
30403	5/8" x 3/4"	2.26	1.44	1.19	0.20	---
30399	3/4" x 1/2"	2.24	1.50	0.93	0.14	---
30395	3/4" x 3/4"	2.55	1.50	1.18	0.24	---
30400	1" x 3/4"	2.55	1.55	1.18	0.25	---
30402	1" x 1"	2.68	1.55	1.43	0.37	---

30282 29FPO HLF 626 274 726 940

MALE ELBOW29POE
129PO20

PART #	HOSE I.D. X MALE NPTF	A	B	BODY WIDTH	APPROX. WT. LBS.	LIST PRICE
30372	1/4" x 1/8"	0.98	0.75	0.50	0.04	---
30373	1/4" x 1/4"	1.04	0.95	0.56	0.06	---
30374	5/16" x 1/8"	1.02	0.94	0.50	0.06	---
30375	5/16" x 1/4"	1.09	0.94	0.56	0.08	---
30370	3/8" x 1/8"	1.11	0.75	0.50	0.10	---
30371	3/8" x 1/4"	1.13	0.90	0.56	0.10	---
30376	3/8" x 3/8"	1.21	0.92	0.70	0.12	---
30377	3/8" x 1/2"	1.30	1.19	0.87	0.22	---
30382	1/2" x 3/8"	1.32	1.02	0.70	0.13	---
30378	1/2" x 1/2"	1.50	1.19	0.87	0.22	---
30379	5/8" x 1/2"	1.98	1.19	0.87	0.26	---
30383	3/4" x 1/2"	2.15	1.24	0.87	0.25	---
30381	3/4" x 3/4"	2.07	1.28	1.06	0.34	---

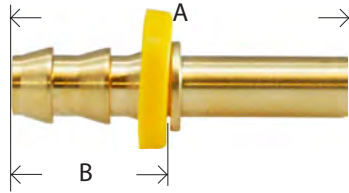
100-C 29EPO 273

WARNING: This product can expose you to chemicals, including lead, which are known to the State of California to cause cancer and birth defects or other reproductive harm. For more information, visit www.P65Warnings.ca.gov

PUSH ON HOSE BARB

BRASS FITTINGS

RIGID TUBE ADAPTER

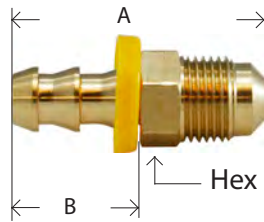


29PO1D
129PO15

PART #	HOSE I.D. X O.D TUBE	A	B	APPROX. WT. LBS.	LIST PRICE
30290	1/4" x 3/16"	1.68	0.77	0.04	---
30291	1/4" x 1/4"	1.88	0.77	0.04	---
30292	1/4" x 5/16"	1.88	0.77	0.04	---
30293	5/16" x 5/16"	1.91	0.79	0.04	---
30294	3/8" x 3/8"	2.03	0.92	0.06	---
30426	3/8" x 1/2"	1.81	0.97	0.04	---
30297	1/2" x 1/2"	2.13	1.02	0.06	---
30298	5/8" x 5/8"	2.61	1.50	0.10	---
30299	3/4" x 3/4"	2.61	1.50	0.25	---

294 100B-X KA-RL 303 732 694

MALE SAE FLARE ADAPTER

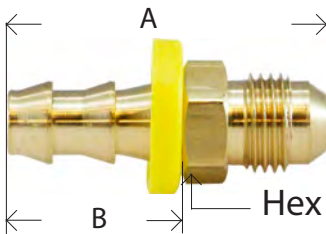


29PO3
129PO4

PART #	HOSE I.D. X 45° MALE FLARE	UNF THREAD	A	B	HEX	APPROX. WT. LBS.	LIST PRICE
30240	1/4" x 1/4"	7/16-20	1.45	0.75	0.43	0.04	---
30241	1/4" x 5/16"	1/2-20	1.59	0.84	0.50	0.04	---
30249	5/16" x 5/16"	1/2-20	1.60	0.80	0.50	0.06	---
30271	3/8" x 5/16"	1/2-20	1.64	0.86	0.50	0.08	---
30243	3/8" x 3/8"	5/8-18	1.83	0.92	0.62	0.08	---
30245	1/2" x 1/2"	3/4-16	1.98	1.02	0.875	0.10	---
30246	5/8" x 5/8"	7/8-14	2.73	1.50	0.87	0.19	---
30247	3/4" x 3/4"	1-1/16-14	2.98	1.50	1.06	0.32	---

100B-3 KA-MS 727 945 682 302 282


37° MALE JIC FLARE ADAPTER



29PO11
129PO6

PART #	HOSE I.D. X MALE JIC	UNF THREAD	A	B	HEX	APPROX. WT. LBS.	LIST PRICE
32900	1/4" x 1/4"	7/16-20	1.57	0.84	0.50	0.04	---
32901	1/4" x 5/16"	1/2-20	1.60	0.83	0.56	0.04	---
32906	1/4" x 3/8"	9/16-18	1.63	0.77	0.62	0.05	---
32902	3/8" x 3/8"	9/16-18	1.78	0.97	0.62	0.06	---
32903	1/2" x 1/2"	3/4-16	1.97	0.97	0.75	0.10	---
32907	5/8" x 5/8"	7/8-14	2.62	1.50	0.93	0.19	---
32905	3/4" x 3/4"	1-1/16-12	2.79	1.50	1.12	0.29	---

SAE/JIC DUAL 45°/37° FEMALE SWIVEL



29PO5
129PO10


PART #	HOSE I.D. X DUAL SEAT	UNF THREAD	A	B	HEX	APPROX. WT. LBS.	LIST PRICE
30230 *	1/4" x 1/4"	7/16-20	1.53	0.87	0.56	0.06	---
30231	1/4" x 5/16"	1/2-20	1.53	0.87	0.62	0.04	---
30232	5/16" x 5/16"	1/2-20	1.56	0.87	0.62	0.04	---
30427	3/8" x 5/16"	1/2-20	1.74	0.87	0.62	0.06	---
30233	3/8" x 1/2"	3/4-16	1.79	0.97	0.87	0.10	---
30234 *	1/2" x 1/2"	3/4-16	1.77	0.97	0.87	0.10	---
30235	1/2" x 5/8"	7/8-14	1.84	0.97	1.00	0.12	---
30236	5/8" x 1/2"	3/4-16	2.27	1.45	0.87	0.18	---
30237	5/8" x 5/8"	7/8-14	2.33	1.45	1.00	0.14	---
30428	3/4" x 5/8"	7/8-14	2.33	1.45	1.00	0.20	---

29FDS 287 HDF 309 735 690 P990-K 305 935/934

DIMENSION DATA CAN CHANGE WITHOUT NOTICE. PLEASE CHECK WHEN DIMENSIONS ARE CRITICAL.


PUSH ON HOSE BARB

BRASS FITTINGS

45° SAE FLARE FEMALE SWIVEL29P06
129P014

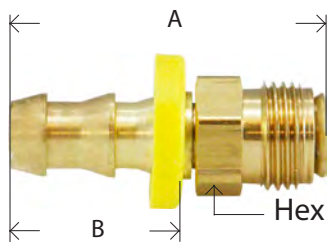
PART #	HOSE I.D. X 45° FEMALE FLARE	UNF THREAD	A	B	HEX	APPROX. WT. LBS.	LIST PRICE
30250	1/4" x 1/4"	7/16-20	1.54	0.87	0.56	0.04	---
30251	1/4" x 5/16"	1/2-20	1.57	0.87	0.62	0.04	---
30253	1/4" x 3/8"	5/8-18	1.63	0.87	0.75	0.06	---
30254	5/16" x 5/16"	1/2-20	1.58	0.87	0.68	0.06	---
30260	5/16" x 3/8"	5/8-18	1.63	0.87	0.75	0.08	---
30252	3/8" x 3/8"	5/8-18	1.73	0.97	0.75	0.10	---
30257	3/8" x 1/2"	3/4-16	1.85	0.87	0.87	0.10	---
30261	1/2" x 3/8"	5/8-18	1.92	1.05	0.75	0.10	---
30255	1/2" x 1/2"	3/4-16	1.77	0.97	0.87	0.12	---
30258	5/8" x 5/8"	7/8-14	2.35	1.45	1.00	0.14	---
30259	3/4" x 3/4"	1-1/16-14	2.42	1.45	1.25	0.22	---

30882 728 P990-H 29AEPO 307 284 1005-4 KA-NS HSF 684 934

FEMALE 37° JIC FLARE SWIVEL29P07
129P012

PART #	HOSE I.D. X FEMALE JIC	UNF THREAD	A	B	HEX	APPROX. WT. LBS.	LIST PRICE
30265	1/4" x 1/4"	7/16-20	1.54	0.87	0.56	0.04	---
30264	1/4" x 3/8"	9/16-18	1.57	0.87	0.68	0.06	---
30270	5/16" x 3/8"	9/16-18	1.60	0.82	0.68	0.06	---
30266 *	3/8" x 3/8"	9/16-18	1.70	0.97	0.68	0.08	---
30267	1/2" x 1/2"	3/4-16	1.78	0.97	0.87	0.10	---
30268	5/8" x 5/8"	7/8-14	2.33	1.45	1.00	0.14	---
30269 *	3/4" x 3/4"	1-1/16-12	2.40	1.45	1.25	0.22	---
30429	1" x 1"	1-5/16-12	2.60	1.45	1.50	0.39	---

JF 944/934 29J1CPO HJF 688 738 288 100B-6 308 P990-F 30682 KA-NJ

INVERTED FLARE MALE SWIVEL29P016
129P06

PART #	HOSE I.D. X MALE INV FLARE	UNF THREAD	A	B	HEX	APPROX. WT. LBS.	LIST PRICE
30275	1/4" x 3/16"	3/8-24	1.52	0.87	0.37	0.04	---
30276	1/4" x 1/4"	7/16-24	1.56	0.87	0.43	0.04	---
30277	1/4" x 5/16"	1/2-20	1.62	0.87	0.50	0.04	---
30280	5/16" x 5/16"	1/2-20	1.62	0.87	0.50	0.06	---
30283	5/16" x 3/8"	5/8-18	1.63	0.87	0.62	0.06	---
30284	3/8" x 5/16"	1/2-20	1.72	0.97	0.50	0.06	---
30279	3/8" x 3/8"	5/8-18	1.76	0.97	0.62	0.06	---
30282	1/2" x 1/2"	3/4-18	1.84	0.97	0.75	0.10	---
30286	5/8" x 5/8"	7/8-18	2.50	1.57	0.87	0.14	---

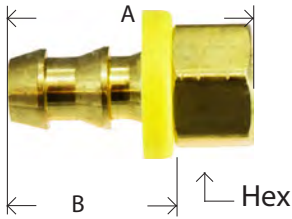
290 100B-B KA-MF 1MS 947

WARNING: This product can expose you to chemicals, including lead, which are known to the State of California to cause cancer and birth defects or other reproductive harm. For more information, visit www.P65Warnings.ca.gov

PUSH ON HOSE BARB

BRASS FITTINGS

INVERTED FLARE FEMALE ADAPTER




29P013
129P013

PART #	HOSE I.D. X FEMALE INV FLARE	A	B	HEX	APPROX. WT. LBS.	LIST PRICE
30310	1/4" x 3/16"	1.12	0.84	0.50	0.02	---
30311	1/4" x 1/4"	1.14	0.84	0.56	0.02	---
30312	1/4" x 5/16"	1.18	0.82	0.62	0.02	---
30316	5/16" x 5/16"	1.25	0.81	0.62	0.04	---
30313	3/8" x 5/16"	1.32	0.87	0.62	0.04	---
30314	3/8" x 3/8"	1.35	0.95	0.75	0.06	---
30315	1/2" x 1/2"	1.73	1.04	0.87	0.12	---

306 100B-A KA-NG 292 P990-J 736 692 946

FEMALE BALLSEAT SWIVEL

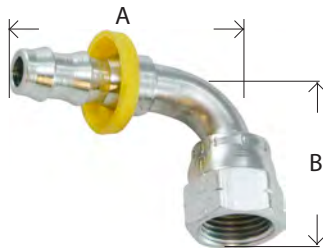


29P04
129P08

PART #	HOSE I.D. X FEMALE NPSM	A	B	HEX	APPROX. WT. LBS.	LIST PRICE
30340	1/4" X 1/8"	1.39	0.85	0.50	0.06	---
30341	1/4" X 1/4"	1.47	0.82	0.68	0.06	---
30342	1/4" x 3/8"	1.40	0.77	0.68	0.09	---
30343	3/8" X 1/4"	1.61	0.97	0.68	0.08	---
30344	3/8" X 3/8"	1.75	0.95	0.81	0.10	---
30430	3/8" x 1/2"	1.79	0.97	0.93	0.11	---
30346	1/2" X 1/2"	1.88	1.09	0.93	0.12	---
30345	1/2" x 3/4"	2.36	1.02	1.18	0.18	---
30349	3/4" X 3/4"	2.36	1.55	1.18	0.22	---

628 278 295PO 731 NPSM

SAE/ JIC 37°/ 45° FEMALE SWIVEL 90° ZINC PLATED STEEL



PART #	HOSE I.D. X FEMALE 37°/45°	UNF THREAD	A	B	APPROX. WT. LBS.	LIST PRICE
30480	1/4"	7/16-20	1.55	0.83	.064	---
30482	3/8"	9/16-18	1.85	0.91	.095	---
30483*	3/8"	5/8-18	1.98	0.85	.095	---
30484	1/2"	3/4-16	2.33	1.09	.171	---
30486	3/4"	1-1/16-12	3.26	1.81	.281	---


* SAE

WARNING: This product can expose you to chemicals, including lead, which are known to the State of California to cause cancer and birth defects or other reproductive harm. For more information, visit www.P65Warnings.ca.gov


BRASS

STAINLESS STEEL PUSH ON 316 HOSE BARB

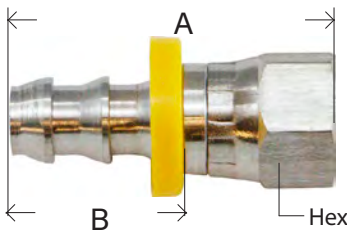
BRASS FITTINGS

316 STAINLESS STEEL MALE ADAPTERS

PART #	HOSE I.D. X NPT	A	B	HEX	APPROX. WT. LBS.	LIST PRICE
30200SS	1/4" x 1/8"	1.42	0.77	0.44	0.027	---
30201SS	1/4" x 1/4"	1.61	0.77	0.56	0.043	---
30203SS	3/8" x 1/4"	1.76	0.92	0.56	0.053	---
30204SS	3/8" x 3/8"	1.76	0.92	0.69	0.067	---
30206SS	1/2" x 3/8"	1.86	1.02	0.69	0.071	---
30207SS	1/2" x 1/2"	2.07	1.02	0.88	0.119	---
30215SS	3/4" x 1/2"	2.55	1.50	0.88	0.20	---
30210SS	3/4" x 3/4"	2.55	1.50	1.06	0.194	---

316 STAINLESS STEEL SAE/ JIC 45°/ 37° FEMALE SWIVEL

PART #	HOSE I.D. X FEMALE 45°/37°	A	B	HEX	APPROX. WT. LBS.	LIST PRICE
30230SS	1/4" x 1/4"	1.48	0.74	0.56	0.023	---
30234SS	1/2" x 1/2"	1.93	1.03	0.88	0.04	---

316 STAINLESS STEEL FEMALE 37° JIC FLARE SWIVEL

PART #	HOSE I.D. X FEMALE 37°	A	B	HEX	APPROX. WT. LBS.	LIST PRICE
30266SS	3/8" x 3/8"	1.75	.92	0.68	0.065	---
30269SS	3/4" x 3/4"	2.53	1.50	1.25	0.259	---

WARNING: This product can expose you to chemicals, including lead, which are known to the State of California to cause cancer and birth defects or other reproductive harm. For more information, visit www.P65Warnings.ca.gov

GARDEN HOSE FITTINGS



• **Temperature and Working Pressure Ranges**

From +35°F to +100°F at 75 PSI maximum or the recommended working pressure of the garden hose. (Not to exceed 150 PSI.)

Note: All female connector ends should have a rubber washer inserted prior to usage.

FGH = Female Garden Hose threads

MGH = Male Garden Hose threads

Male garden hose threads are all 3/4" with an outside diameter of 1.0625 and 11-1/2" threads per inch.



Male Garden Hose Profile




See Plastic section for Plastic Garden Hose Fittings



Lead free Garden Hose

Washers included are #30150B black rubber washers.

Actual Profile of Garden Hose Barbs



WARNING: This product can expose you to chemicals, including lead, which are known to the State of California to cause cancer and birth defects or other reproductive harm. For more information, visit www.P65Warnings.ca.gov


STAINLESS STEEL PUSH ON 316 HOSE BARB

BRASS FITTINGS

SWIVEL - MGH X FGH

-WASHER INCLUDED

Internal Hex ↘



PART #	MGH X FGH	A	HEX	APPROX. WT. LBS.	LIST PRICE
30000**	3/4" x 3/4"	1.03	0.50*	0.26	---


* Internal Hex

* Not a live swivel

** available in swivel crimp style

SWIVEL - FGH X FGH

-WASHER INCLUDED



PART #	FGH X FGH	A	HEX	APPROX. WT. LBS.	LIST PRICE
30011	3/4" x 3/4"	1.03	1.18 O.D.	0.24	---
30012	No Swivel	1.08	1.19	0.24	---

HUS 91 203W GSU 101GHSV 22AS 506 FS66

SWIVEL - FGH X FEMALE PIPE

-WASHER INCLUDED



PART #	FGH X FEMALE NPTF	A	HEX	APPROX. WT. LBS.	LIST PRICE
30001	3/4" x 1/2"	1.20	1.00	0.11	---
30006	3/4" x 3/4"	1.11	1.12	0.11	---

S1 HSU11 91Z 197S 98GHSV 5AS 21517 502 FS65

EVAPORATIVE COOLER FITTINGS

PART #	SIZE	LIST PRICE
50016	MGH x 1/2" FIP	---
30013	1/2 MIP x 1/2 FIP x 1/8	---
30019	3/4 MIP x 3/4 FIP x 1/8	---
30020	MGH x FGH x 1/8	---

RIGID - FGH X FEMALE PIPE

-WASHER INCLUDED



PART #	FGH X FEMALE NPTF	A	HEX	APPROX. WT. LBS.	LIST PRICE
30016	3/4" x 1/8"	1.02	1.18	0.08	---
30017	3/4" x 1/4"	0.65	1.12	0.07	---
30018	3/4" x 3/8"	1.19	1.18	0.11	---

95GH 501

WARNING: This product can expose you to chemicals, including lead, which are known to the State of California to cause cancer and birth defects or other reproductive harm. For more information, visit www.P65Warnings.ca.gov



GARDEN HOSE

BRASS FITTINGS

RIGID - FGH X FEMALE PIPE




PART #	FGH X FEMALE NPTF	A	HEX	APPROX. WT. LBS.	LIST PRICE
30078	3/4" x 1/2"	1.06	1.18	0.10	---
30083	3/4" x 3/4"	1.06	1.18	0.12	---

FS67 198 HU11 21507 501 99GH 5A H15PP

SWIVEL - FGH X MALE PIPE

• WASHER INCLUDED

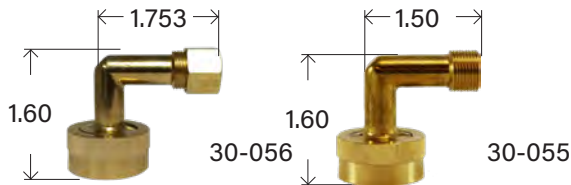


PART #	FGH X MALE NPTF	A	HEX	APPROX. WT. LBS.	LIST PRICE
30047	3/4" x 1/4"	2.04	0.75	0.13	---
30048	3/4" x 3/8"	2.06	0.75	0.14	---
30049	3/4" x 1/2"	2.06	0.87	0.18	---

504 89GH W1 62H4 88GH W1

3/8" COMP 3/4" FGH DISHWASHER 90° ELBOW

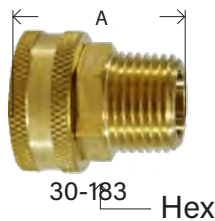
• WASHER INCLUDED



PART #	3/4 FEMALE GARDEN HOSE THREAD X 3/8 COMPRESSION	LIST PRICE
30055	3/4" x 3/8" Body Only	---
30056	3/4" x 3/8" w/ nut & sleeve	---

SWIVEL - FGH X MALE PIPE

• WASHER INCLUDED



30-183 Hex




* Crimp style

PART #	FGH X MALE NPTF	A	HEX	APPROX. WT. LBS.	LIST PRICE
30181*	3/4" x 1/4"	1.43	1.18	0.13	---
30184*	3/4" x 3/8"	1.43	1.18	0.15	---
30183	3/4" x 1/2"	1.32	0.81	0.11	---
30182*	3/4" x 3/4"	1.43	1.18	0.14	---

RIGID - FGH X MALE PIPE

• WASHER INCLUDED




PART #	FGH X MALE NPTF	A	HEX	APPROX. WT. LBS.	LIST PRICE
30087	3/4" x 3/8"	1.37	1.18	0.11	---
30088	3/4" x 1/2"	1.06	1.18	0.09	---
30088S	3/4" x 1/2"(1/2"SWT)				
30093	3/4" x 3/4"	1.06	1.18	0.11	---
30094	3/4" x 3/4"(1/2" FIP)	1.17	1.18	0.11	---
30093L*	3/4" x 3/4"	1.22	1.18	0.14	---

* Long pattern

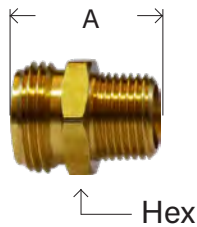
** 1/2 Swt = 5/8 O.D.

21505 503 83GH 20A HU21 199 H7

GARDEN HOSE**BRASS FITTINGS****RIGID - MGH X FEMALE PIPE**

PART #	MGH X FEMALE NPTF	A	HEX	APPROX. WT. LBS.	LIST PRICE
30066	3/4" x 1/4"	1.10	1.06	0.09	---
30067	3/4" x 3/8"	1.09	1.06	0.12	---
30068	3/4" x 1/2"	0.81	1.06	0.10	---
30073	3/4" x 3/4"	1.12	1.18	0.10	---
30074	3/4" x 1"	1.36	1.37	0.19	---
30075	1" x 1"	1.60	1.38	0.25	---

197 18R HU12 H11PP 18A 507 18H 81GH 21503 MF67

RIGID - MGH X MALE PIPE

PART #	MGH X MALE NPTF	A	HEX	APPROX. WT. LBS.	LIST PRICE
30054	3/4" x 1/4"	1.26	1.06	0.12	---
30053	3/4" x 3/8"	1.25	1.06	0.10	---
30058	3/4" x 1/2"	1.31	1.06	0.12	---
30058S*	3/4" x 1/2" SWT				
30063**	3/4" x 3/4" x 1/2"	1.31	1.06	0.13	---
30063BE***	3/4" x 3/4"	1.31	1.06	0.15	---
30063S	3/4" x 3/4" Short	1.10	1.06	0.10	---
30064	3/4" x 1"	1.88	1.37	0.35	---
30065	1" x 1"	1.88	1.37	0.26	---

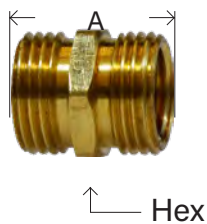
No Tap

19R 196 H530 21501 508 HU22 514 71GH 19A

* (1/2 Swt = 5/8 O.D.)

** (Tapped 1/2 FIP)

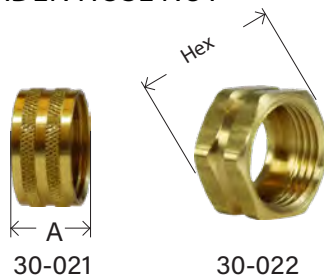
*** (Tapped 1/2 FIP Both ends)

RIGID - MGH X MGH

PART #	MGH X MGH	A	HEX	APPROX. WT. LBS.	LIST PRICE
30098	3/4" x 3/4" (1/2" FIP)	1.22	1.06	0.13	---
30099	3/4" x 3/4"	1.38	1.06	0.15	---
30100*	1" x 3/4"	1.31	1.37	0.21	---
30101	1" x 1"	1.38	1.37	0.23	---

* 1-11-1/2

21500 509 75GH 23A H8 19R

GARDEN HOSE NUT

PART #	SIZE	A	HEX	APPROX. WT. LBS.	LIST PRICE
30021	Knurled	0.61	1.37 O.D.	0.08	---
30022	Hex Nut	0.62	1.18	0.08	---

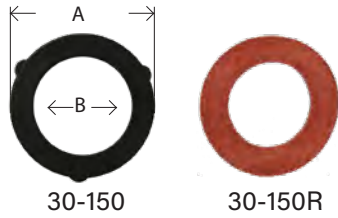
Dimension data can change without notice. Please check when dimensions are critical.

94GH GHN1 HNR 21514

GARDEN HOSE

BRASS FITTINGS

GARDEN HOSE WASHERS




PART #	SIZE	A	B	THICK-NESS	APPROX. WT. LBS.	LIST PRICE
30150	black*	0.98	0.68	0.13	0.01	---
30150R	red	1.00	0.68	0.13	0.01	---
30151	1"	1.27	0.86	0.16	0.01	---

* plasticized rubber

GHW 901GH

GARDEN HOSE FILTER WASHER



▪ 300 Series Stainless Steel Screen

PART #	SIZE	A	B	APPROX. WT. LBS.	LIST PRICE
30180	30 Mesh	0.52	1.00	0.02	---
30180F	60 Mesh	0.52	1.00	0.02	---

LA662

GARDEN HOSE CAP



PART #	SIZE	A	APPROX. WT. LBS.	LIST PRICE
30103	3/4" Die Cast	0.58	0.04	---

513 96GH GHN5 HC1 LA215 21518 200-W

▪ Garden hose washers sold separately

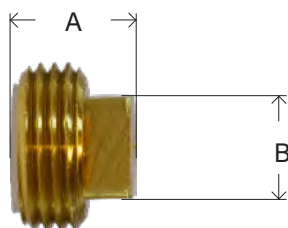
GARDEN HOSE CAP WITH CHAIN



PART #	SIZE	A	APPROX. WT. LBS.	LIST PRICE
30142	3/4" w/ 12" Chain	0.58	0.06	---

* Zinc die cast

GARDEN HOSE PLUG



PART #	SIZE	A	B	APPROX. WT. LBS.	LIST PRICE
30026	3/4"	0.69	0.61	0.12	---

WARNING: This product can expose you to chemicals, including lead, which are known to the State of California to cause cancer and birth defects or other reproductive harm. For more information, visit www.P65Warnings.ca.gov

BRASS

GARDEN HOSE


BRASS FITTINGS

HOSE MENDERS - SOLID BARB X BARB

PART #	HOSE I.D. X HOSE I.D.	A	B	O.D.	APPROX. WT. LBS.	LIST PRICE
32096	1/2"	2.00	0.96	0.62	0.06	---
32097	5/8"	2.05	0.96	0.75	0.08	---
32098	3/4"	2.50	1.15	0.87	0.10	---
32099	1"	3.00	1.44	1.02	0.23	---


QUICK DISCONNECT GARDEN HOSE COUPLERS**.WASHER INCLUDED**

- Unvalved construction allows maximum Flow
- 150 PSI
- NBR Seals




PART #	SIZE	A	APPROX. WT. LBS.	LIST PRICE
30450	Complete	1.70	0.24	---
30451	Female end	1.14	0.12	---
30452	Male end	1.26	0.12	---
30149	Recessed Washer	1.02	0.01	

LA73C

MALE FLARE X FGH RIGID

PART #	MALE FLARE X FGH	A	HEX	APPROX. WT. LBS.	LIST PRICE
30123	3/8" x 3/4"	1.31	1.18	0.10	---
30128	1/2" x 3/4"	1.38	1.18	0.12	---
30133	5/8" x 3/4"	1.53	1.18	0.14	---


190 46WH HFU21

MALE FLARE X FGH SWIVEL**.WASHER INCLUDED**

PART #	MALE FLARE X FGH	A	HEX	APPROX. WT. LBS.	LIST PRICE
30052	1/4" x 3/4"	1.24	0.75	0.10	---
30138	3/8" x 3/4"	1.25	0.25*	0.12	---
30139	1/2" x 3/4"	1.49	0.81	0.14	---

* Internal Hex

50GHSV 51GHSV W1 68H 191

COMPRESSION X FGH**.WASHER INCLUDED**

PART #	SWIVEL COMPRESSION X FGH	A	HEX 1	HEX 2	APPROX. WT. LBS.	LIST PRICE
30050	1/4" x 3/4"	1.02	0.50	0.75	0.09	---
30051	3/8" x 3/4"	1.04	0.62	0.75	0.12	---

PART #	NO SWIVEL COMPRESSION X MGH	A	HEX 1	HEX 2	APPROX. WT. LBS.	LIST PRICE
30135	1/4" x 3/4"	1.45	0.50	0.625	0.14	---
30136	3/8" x 3/4"	1.525	0.625	0.62	0.15	---
30137	1/2" x 3/4"	1.8	0.815	0.685	0.19	---

WARNING: This product can expose you to chemicals, including lead, which are known to the State of California to cause cancer and birth defects or other reproductive harm. For more information, visit www.P65Warnings.ca.gov

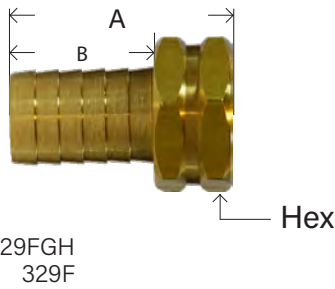


GARDEN HOSE

BRASS FITTINGS

BARSTOCK BRASS GARDEN HOSE COUPLINGS

FEMALE SWIVEL ONLY



•WASHER INCLUDED

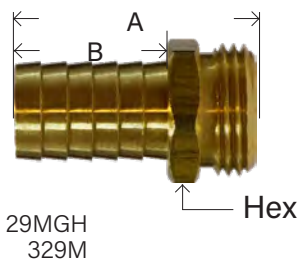
BRASS

PART #	HOSE BARB X FGH	A	B	HEX	APPROX. WT. LBS.	LIST PRICE
30031	3/8" x 3/4"	1.82	1.19	1.18	0.11	---
30032	1/2" x 3/4"	1.82	1.19	1.18	0.12	---
30033	5/8" x 3/4"	1.82	1.19	1.18	0.13	---
30034	3/4" x 3/4"	1.82	1.19	1.18	0.15	---
30044	1" x 3/4"	2.10	1.19	1.18	0.18	---
30035	1" x 1"	2.28	1.47	1.50	0.18	---

STAINLESS STEEL 316

30032SS	1/2" x 3/4"	1.82	1.19	1.18	0.12	---
30033SS	5/8" x 3/4"	1.82	1.19	1.18	0.13	---
30034SS	3/4" x 3/4"	1.82	1.19	1.18	0.15	---

MALE END ONLY



BRASS

PART #	HOSE BARB X MGH	A	B	HEX	APPROX. WT. LBS.	LIST PRICE
30039	3/8" x 3/4"	1.88	1.19	1.06	0.12	---
30040	1/2" x 3/4"	1.88	1.19	1.06	0.12	---
30041	5/8" x 3/4"	1.88	1.19	1.06	0.12	---
30042	3/4" x 3/4"	1.88	1.19	1.06	0.13	---
30045	1" x 3/4"	1.94	1.19	1.06	0.21	---
30043	1" x 1"	2.34	1.47	1.37	0.26	---

STAINLESS STEEL 316

30040SS	1/2" x 3/4"	1.88	1.19	1.06	0.12	---
30041SS	5/8" x 3/4"	1.88	1.19	1.06	0.12	---
30042SS	3/4" x 3/4"	1.88	1.19	1.06	0.13	---

GARDEN HOSE COUPLING



•WASHER INCLUDED

BRASS

PART #	HOSE BARB	LIST PRICE
30025	3/8"	---
30027	1/2"	---
30028	5/8"	---
30029	3/4"	---
30046	1"(3/4" threads)	---
30030	1"	---

STAINLESS STEEL 316

30027SS	1/2"	---
30028SS	5/8"	---
30029SS	3/4"	---

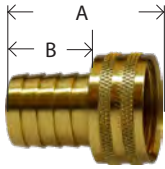
Dimension data can change without notice. Please check when dimensions are critical.

WARNING: This product can expose you to chemicals, including lead, which are known to the State of California to cause cancer and birth defects or other reproductive harm. For more information, visit www.P65Warnings.ca.gov

BRASS

GARDEN HOSE

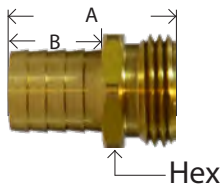
BRASS FITTINGS

FEMALE SWIVEL ONLY - SHORT SHANK KNURLED NUT

PART #	HOSE BARB X FGH	A	B	APPROX. WT. LBS.	LIST PRICE
30464	1/4" x 3/4"	1.39	0.77	0.09	---
30466	1/2" x 3/4"	1.50	0.88	0.08	---
30467	5/8" x 3/4"	1.50	0.88	0.09	---
30468	3/4" x 3/4"	1.47	0.88	0.10	---

FEMALE END ONLY - SHORT SHANK W/ HEX

PART #	HOSE X FGH	A	B	HEX	APPROX. WT. LBS.	LIST PRICE
30453	1/2" x 3/4"	1.63	1.00	1.18	0.11	---
30454	5/8" x 3/4"	1.63	1.00	1.18	0.11	---
30455	3/4" x 3/4"	1.63	1.00	1.18	0.13	---

MALE END ONLY - SHORT SHANK

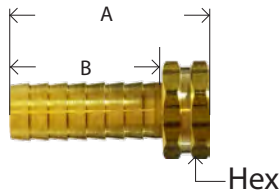
PART #	HOSE BARB X MGH	A	B	HEX	APPROX. WT. LBS.	LIST PRICE
30469	1/4" x 3/4"	1.55	0.88	1.06	0.11	---
30471	1/2" x 3/4"	1.55	0.88	1.06	0.11	---
30472	5/8" x 3/4"	1.56	0.88	1.06	0.12	---

GARDEN HOSE COUPLING SETS - SHORT SHANK W/ HEX NUT

PART #	HOSE BARB	LIST PRICE
30457	1/2"	---
30458	5/8"	---
30459	3/4"	---

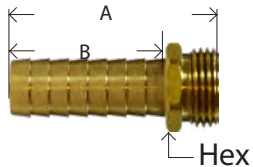
FEMALE SWIVEL ONLY - 2" SHANK

-WASHER INCLUDED



PART #	HOSE BARB X FGH	A	B	HEX	APPROX. WT. LBS.	LIST PRICE
30505	1/2" x 3/4"	2.55	2.04	1.18	0.13	---
30506	5/8" x 3/4"	2.56	2.04	1.18	0.16	---
30507	3/4" x 3/4"	2.67	2.04	1.18	0.17	---
30508	1" x 1"	2.84	2.03	1.43	0.29	---

GHFL 594

MALE END ONLY - 2" SHANK

PART #	HOSE BARB X MGH	A	B	HEX	APPROX. WT. LBS.	LIST PRICE
30510	1/2" x 3/4"	2.72	2.04	1.06	0.16	---
30511	5/8" x 3/4"	2.72	2.04	1.06	0.17	---
30512	3/4" x 3/4"	2.72	2.04	1.06	0.20	---
30513	1" x 1"	2.90	2.03	1.37	0.28	---

GHML 593

GARDEN HOSE COUPLING SETS - 2" SHANK

PART #	HOSE X FGH	LIST PRICE
30516	1/2"	---
30517	5/8"	---
30518	3/4"	---


WARNING: This product can expose you to chemicals, including lead, which are known to the State of California to cause cancer and birth defects or other reproductive harm. For more information, visit www.P65Warnings.ca.gov



NPSM GARDEN HOSE

BRASS FITTINGS


NPSM FEMALE SHORT SHANK



329NPSM

PART #	HOSE ID	NPSM THREAD	A	B	HEX	LIST PRICE
30545	1/2	3/4"	1.45	0.88	1.18	---
30546	5/8	3/4"	1.47	0.88	1.18	---
30547	3/4	3/4"	1.47	0.88	1.18	---
30548	1	1"	1.50	1.00	1.50	---

NPSM MALE SHORT SHANK



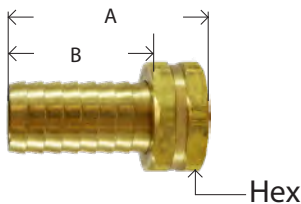
PART #	HOSE ID	NPSM THREAD	A	B	HEX	LIST PRICE
30550	1/2	3/4"	1.56	0.88	1.06	---
30551	5/8	3/4"	1.56	0.88	1.06	---
30552	3/4	3/4"	1.56	0.88	1.06	---
30553	1	1"	1.77	0.98	1.30	---

NPSM SHORT SHANK SETS



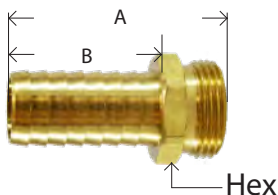
PART #	SIZE	LIST PRICE
30540	1/2"	---
30541	5/8"	---
30542	3/4"	---
30543	1"	---

NPSM FEMALE LONG SHANK



PART #	HOSE ID	NPSM THREAD	A	B	HEX	LIST PRICE
30565	1/2	1/2"	2.09	1.50	0.94	---
30566	5/8	3/4"	2.09	1.50	1.18	---
30567	3/4	3/4"	2.09	1.50	1.18	---
30568	1	1"	2.12	1.53	1.50	---

NPSM MALE LONG SHANK



PART #	HOSE ID	NPSM THREAD	A	B	HEX	LIST PRICE
30570	1/2	1/2"	2.18	1.50	0.87	---
30571	5/8	3/4"	2.18	1.50	1.06	---
30572	3/4	3/4"	2.18	1.50	1.06	---
30573	1	1"	2.32	1.53	1.30	---

NPSM LONG SHANK SETS




PART #	SIZE	LIST PRICE
30560	1/2"	---
30561	5/8"	---
30562	3/4"	---
30563	1"	---

WARNING: This product can expose you to chemicals, including lead, which are known to the State of California to cause cancer and birth defects or other reproductive harm. For more information, visit www.P65Warnings.ca.gov

BRASS


GARDEN HOSE VALVES/ FITTINGS

BRASS FITTINGS

WROUGHT BRASS**WROUGHT BRASS - FEMALE END ONLY****.WASHER INCLUDED**

PART #	HOSE BARB X FGH	A	B	APPROX. WT. LBS.	LIST PRICE
30526	5/8" x 3/4"	1.58	0.91	0.05	----
30527	3/4" x 3/4"	1.50	0.84	0.06	----

85L

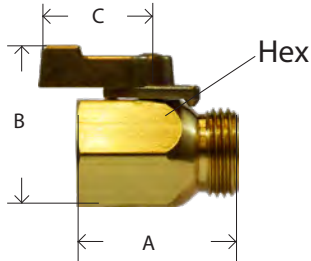
WROUGHT BRASS COUPLINGS - MALE END ONLY

PART #	HOSE BARB X MGH	A	B	APPROX. WT. LBS.	LIST PRICE
30530	1/2" x 3/4"	1.50	0.88	0.02	----

85M

GARDEN HOSE VALVES**ONE WAY BRASS BALL VALVE - FGH X MGH**

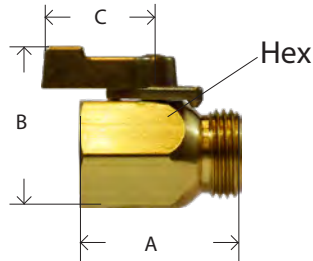
• 500 PSI • 180°F

. WASHER INCLUDED

PART #	FGH X MGH	A	B	C	HEX	APPROX. WT. LBS.	LIST PRICE
30161	3/4" x 3/4"	1.87	1.89	1.31	1.06	0.42	---

ONE WAY BRASS BALL VALVE - FEMALE PIPE X MGH


• 500 PSI • 180°F



PART #	FEMALE NPTF X MGH	A	B	C	HEX	APPROX. WT. LBS.	LIST PRICE
30162	3/4" x 3/4"	1.55	1.89	1.31	1.06	0.42	---

ZINC ALLOY HOSE SHUT-OFF W/ ONE LEVER**. WASHER INCLUDED**

PART #	FGH X MGH	A	APPROX. WT. LBS.	LIST PRICE
30631	3/4" x 3/4"	1.67	0.08	---

PLASTIC GARDEN HOSE VALVE - CYCOLAC BODY & BALL**. WASHER INCLUDED**

PART #	FGH X MGH	A	HEX	APPROX. WT. LBS.	LIST PRICE
30163	3/4" x 3/4"	1.75	1.25	0.04	---

LA450C

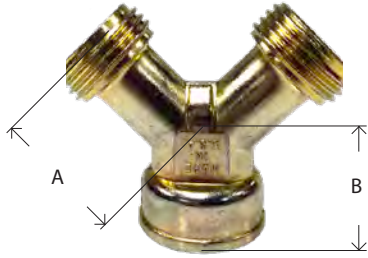
WARNING: This product can expose you to chemicals, including lead, which are known to the State of California to cause cancer and birth defects or other reproductive harm. For more information, visit www.P65Warnings.ca.gov

GARDEN HOSE VALVES

BRASS FITTINGS

ZINC ALLOY HOSE - "Y" CONNECTOR

• WASHER INCLUDED




PART #	SIZE FGH X MGH(2)	A	B	APPROX. WT. LBS.	LIST PRICE
30141	3/4"	1.70	0.57	1.5	---

86Y 21A

CAST BRASS HOSE - "Y" CONNECTOR

• WASHER INCLUDED




86YRB
HY12

PART #	SIZE FGH X MGH(2)	A	B	APPROX. WT. LBS.	LIST PRICE
30140	3/4"	1.40	0.67	0.22	---

86Y 21A

PLASTIC, NON-CORROSIVE, 2-WAY HOSE SHUT-OFF "Y"

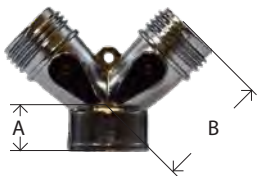
• WASHER INCLUDED



PART #	SIZE FGH X MGH(2)	A	B	APPROX. WT. LBS.	LIST PRICE
30160	3/4"	0.74	1.87	0.08	---

"Y" SHAPE ZINC ALLOY CONNECTOR W/ TWO LEVERS

• WASHER INCLUDED



PART #	SIZE FGH X MGH(2)	A	B	APPROX. WT. LBS.	LIST PRICE
30626	3/4"	0.60	1.66	0.10	---

No Swivel

"Y" SHAPE BRASS CONNECTOR W/ 2-WAY SHUT OFF

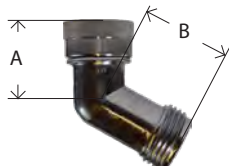
• WASHER INCLUDED



PART #	SIZE	DESCRIPTION FGH SWIVEL X MGH(2)	APPROX. WT. LBS.	LIST PRICE
30627	3/4"	3/4 Double Y valve, swivel inlet	0.56	---

▪ Brass Levers

ZINC ALLOY SWIVEL HOSE CONNECTOR



PART #	SIZE FGH X MGH	A	B	APPROX. WT. LBS.	LIST PRICE
30629	3/4"	1.31	1.50	0.08	---

WARNING: This product can expose you to chemicals, including lead, which are known to the State of California to cause cancer and birth defects or other reproductive harm. For more information, visit www.P65Warnings.ca.gov

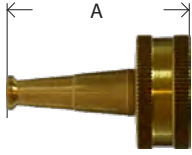


GARDEN HOSE NOZZLES

BRASS FITTINGS

2-1/2" BRASS NOZZLE


• WASHER INCLUDED



PART #	SIZE	A	APPROX. WT. LBS.	LIST PRICE
30637	3/4"	2.50	0.14	---

3" CROSSED PATTERN BRASS NOZZLE


• WASHER INCLUDED



PART #	SIZE	A	APPROX. WT. LBS.	LIST PRICE
30640	3/4"	2.89	0.25	---

4" CROSSED PATTERN BRASS NOZZLE

• WASHER INCLUDED



PART #	SIZE	A	APPROX. WT. LBS.	LIST PRICE
30638	3/4"	3.80	0.50	---



5-1/2"

• WASHER INCLUDED

Adjustable Spray

Part #	Size	Zinc Alloy spray nozzle with insulated handle soft grip and front thread protector	List Price
30600	5-1/2"		---



4-1/4"

• WASHER INCLUDED

Lead Free

Part #	Size	Zinc Alloy spray nozzle	List Price
30620	4-1/4"		---



5-1/4"

• WASHER INCLUDED

Lead Free
Adjustable Spray

Part #	Size	Zinc Alloy spray nozzle with easily adjustable brass head and plastic grip	List Price
30609	5-1/4"		---



4-1/2"

• WASHER INCLUDED

Part #	Size	Plastic spray nozzle	List Price
30630	4-1/2"		---

WARNING: This product can expose you to chemicals, including lead, which are known to the State of California to cause cancer and birth defects or other reproductive harm. For more information, visit www.P65Warnings.ca.gov



SAE 45° FLARE

BRASS FITTINGS

SAE 45° FLARE



Tube O.D.	1/8	3/16	1/4	5/16	3/8	7/16	1/2	5/8	3/4
Thread Size-B	5/16-24	3/8-24	7/16-20	1/2-20	5/8-18	1 1/16-16	3/4-16	7/8-14	1 1/16-14

•Typical Application

LP and natural gas, flammable liquids, instrumentation, refrigeration, power steering, hydraulic and pneumatic systems.

•Working Pressure Ranges

Temperature and type of tubing used are important factors. However, the following table is a good guide for proper selection. Temperature 73°F with copper tubing:

PSI	Tube O.D. (in.)	Tube Wall (in.)
2800	1.8	.030
1900	3/16	.030
1400	1/4	.030
1200	5/16	.032
1000	3/8	.032
750	1/2	.032
650	5/8	.035
550	3/4	.035
450	7/8	.035

•Vibration

Good resistance - use long nut when greater vibration resistance is required.

•Temperature Range

-65°F to +250°F (-53°C to +121°C) range at maximum operating pressures.

•Used With

Copper, brass, aluminum and steel hydraulic tubing that can be flared.

• Tolerance

+/- .03 on all dimensions. Dimension data can change without notice. Please call us when dimensions are critical.

•Conformance

Meets specifications and standards of ASA, ASME, SAE and MS (Military standards).

Assembly Instructions

- 1- Cut tubing to desired length. Make sure all burrs are removed and ends are cut square.
- 2- Slide nut on tube. Threaded end "A" of nut must face out.
- 3- Flare end of tube with a 45° flaring tool.
 - a- Measure flare diameter.
 - b- Examine flare for excessive thin out.
- 4- Lubricate threads and assemble to fitting body. Nut should be turned hand tight.
- 5- Tighten assembly with wrench until a solid feeling is encountered. From that point, apply a one-sixth turn.

Note: Do not over-torque as it may damage the fitting or split the tubing at the flare.



• See Lead Free Flare Fittings

Actual O.D. of Flare Fittings



WARNING: This product can expose you to chemicals, including lead, which are known to the State of California to cause cancer and birth defects or other reproductive harm. For more information, visit www.P65Warnings.ca.gov


BRASS

SAE 45° FLARE

BRASS FITTINGS

SHORT ROD NUT

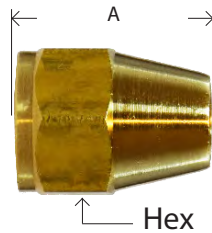
SAE# 010110



PART #	THREAD SIZE UNF	THREAD	A	HEX	APPROX. WT. LBS.	LIST PRICE
10013	1/8"	5/16-24	0.50	0.37	0.01	---
10014	3/16"	3/8-24	0.62	0.43	0.02	---
10015	1/4"	7/16-20	0.75	0.56	0.03	---
10015L	1/4"	7/16-20	0.75	0.50	0.03	---
10016	5/16"	1/2-20	0.88	0.62	0.04	---
10017L	3/8"	5/8-18	0.77	0.75	0.05	---
10017	3/8"	5/8-18	1.00	0.75	0.04	---
10018	7/16"	11/16-16	1.06	0.81	0.06	---
10019L	1/2"	3/4-16	0.93	0.87	0.06	---
10019	1/2"	3/4-16	1.12	0.87	0.09	---
10020L	5/8"	7/8-14	1.08	1.00	0.10	---
10020	5/8"	7/8-14	1.31	1.06	0.15	---
10021	3/4"	1-1/16-14	1.50	1.25	0.24	---
10022	7/8"	1-1/4-12	1.62	1.50	0.36	---
10026	1"	1-3/8-12	1.81	1.62	0.44	---

20910 41FS 1110 N1 41FX 441S 'L'

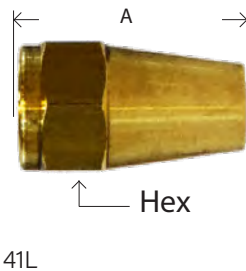
REDUCING SHORT ROD NUT



PART #	THREAD SIZE UNF	A	HEX	APPROX. WT. LBS.	LIST PRICE
10023	3/8" x 1/4"	0.74	0.81	0.06	---
10024	1/2" x 3/8"	0.86	0.94	0.10	---
10025	5/8" x 1/2"	0.99	1.06	0.12	---

LONG ROD NUT

SAE# 010111



PART #	THREAD SIZE UNF	A	HEX	APPROX. WT. LBS.	LIST PRICE
10001	1/8"	0.75	0.37	0.01	---
10002	3/16"	0.81	0.43	0.02	---
10003L	1/4"	0.98	0.55	0.03	---
10003	1/4"	0.94	0.56	0.03	---
10004	5/16"	1.12	0.62	0.04	---
10005	3/8"	1.31	0.75	0.06	---
10006	1/2"	1.62	0.87	0.12	---
10007	5/8"	1.88	1.06	0.20	---
10008	3/4"	2.19	1.25	0.34	---

41FL N2 241 441 41

🔑 "L" means light pattern.

-These fittings are completely interchangeable with full pattern fittings, but have been modified in some way. This modification is usually in the length of the pipe threads. Used in plumbing and light industrial applications.

WARNING: This product can expose you to chemicals, including lead, which are known to the State of California to cause cancer and birth defects or other reproductive harm. For more information, visit www.P65Warnings.ca.gov




SAE 45° FLARE

BRASS FITTINGS

LONG FORGED NUT

SAE# 010167




640L
641L

PART #	THREAD SIZE UNF	A	HEX	APPROX. WT. LBS.	LIST PRICE
10028	1/4"	0.94	0.62	0.05	---
10030	3/8"	1.06	0.81	0.08	---
10031	1/2"	1.19	0.94	0.12	---
10032	5/8"	1.44	1.06	0.26	---
10033	3/4"	1.75	1.31	0.35	---

41FF 39 N4 14FL 641

SHORT FORGED NUT

SAE# 010166

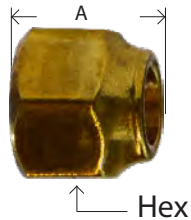


641S
6401S

PART #	THREAD SIZE UNF	A	HEX	APPROX. WT. LBS.	LIST PRICE
10038	3/16"	0.56	0.50	0.02	---
10039	1/4"	0.60	0.62	0.04	---
10040	5/16"	0.66	0.69	0.04	---
10041	3/8"	0.70	0.81	0.06	---
10042	1/2"	0.82	0.94	0.08	---
10043	5/8"	0.95	1.06	0.12	---
10044	3/4"	1.16	1.31	0.22	---
10045	7/8"	1.18	1.38	0.30	---

14FS 41FFS 40 641-S 1116 NS4

EXTRA HEAVY SHORT FORGED NUT



641SH
6401SXH

PART #	THREAD SIZE UNF	A	HEX	APPROX. WT. LBS.	LIST PRICE
10046	1/4"	0.63	0.75	0.04	---
10047	3/8"	0.72	0.88	0.06	---
10048	1/2"	0.88	1.00	0.08	---
10049	5/8"	0.98	1.12	0.12	---

NSA

FORGED REDUCING NUT



660
662S

PART #	FEMALE FLARE X OD	A	HEX	APPROX. WT. LBS.	LIST PRICE
10051	5/16" x 1/4"	0.66	0.75	0.06	---
10052	3/8" x 1/4"	0.72	0.81	0.06	---
10053	3/8" x 5/16"	0.72	0.81	0.08	---
10054	1/2" x 3/8"	0.81	0.94	0.08	---
10055	5/8" x 3/8"	0.96	1.12	0.15	---
10056	5/8" x 1/2"	0.97	1.06	0.12	---
10058	3/4" x 5/8"	1.17	1.31	0.30	---


NSR4 14FS 41FRS 40R 662-S

WARNING: This product can expose you to chemicals, including lead, which are known to the State of California to cause cancer and birth defects or other reproductive harm. For more information, visit www.P65Warnings.ca.gov

BRASS

SAE 45° FLARE

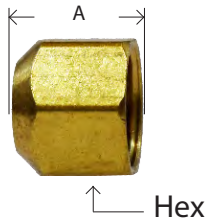
BRASS FITTINGS

FLARED PLUG39
439

PART #	THREAD SIZE UNF	A	HEX	APPROX. WT. LBS.	LIST PRICE
10062	1/8"	0.53	0.34	0.01	
10063	3/16"	0.59	0.50	0.02	---
10064 *	1/4"	0.69	0.43	0.02	---
10065 *	5/16"	0.78	0.50	0.04	---
10066 *	3/8"	0.88	0.62	0.06	---
10067	1/2"	1.06	0.75	0.10	---
10068	5/8"	1.19	0.87	0.14	---
10069	3/4"	1.32	1.06	0.22	---

* Available in Stainless Steel. Add SS to the part#


58 639F PF 57 P2 2229 439

FLARED CAP40
440

PART #	THREAD SIZE UNF	A	HEX	APPROX. WT. LBS.	LIST PRICE
10073	1/8"	0.46	0.37	0.02	
10074	3/16"	0.47	0.50	0.02	---
10075 *	1/4"	0.48	0.50	0.02	---
10075EH	1/4"	0.54	0.57	0.02	
10076	5/16"	0.62	0.62	0.04	---
10077 *	3/8"	0.58	0.75	0.03	---
10078	1/2"	0.69	0.81	0.14	---
10079	5/8"	0.81	0.94	0.20	---
10080	3/4"	1.17	1.37	0.30	---

* Available in Stainless Steel. Add SS to the part#

640F 41FC 56 N5 2129 54 440

FINGER TIGHTENING CAPNFTS
FTC5

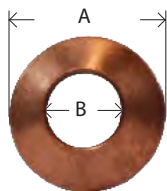
PART #	THREAD SIZE UNF	A	APPROX. WT. LBS.	LIST PRICE
10081	1/4"	0.62	0.02	---
10082	3/8"	0.70	0.03	

- Neoprene
- O-Ring Included

NFT5

COPPER GASKET

SAE# 010113



463

PART #	SIZE	A	B	APPROX. WT. LBS.	LIST PRICE
10084	3/16"	0.31	0.12	0.01	---
10085	1/4"	0.36	0.19	0.01	---
10086	5/16"	0.42	0.22	0.01	---
10087	3/8"	0.55	0.28	0.01	---
10088	1/2"	0.66	0.41	0.01	---
10089	5/8"	0.77	0.50	0.01	---
10090	3/4"	0.95	0.62	0.01	---

B2 2GF 6251 FG 157 59 46


WARNING: This product can expose you to chemicals, including lead, which are known to the State of California to cause cancer and birth defects or other reproductive harm. For more information, visit www.P65Warnings.ca.gov

SAE 45° FLARE

BRASS FITTINGS

COPPER BONNET

SAE# 010114

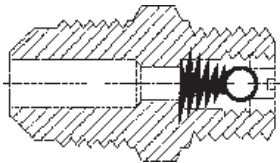



464

PART #	SIZE	A	B	APPROX. WT. LBS.	LIST PRICE
10094	3/16"	0.16	0.31	0.01	---
10095	1/4"	0.22	0.36	0.01	---
10097	3/8"	0.34	0.55	0.01	---
10098	1/2"	0.41	0.66	0.01	---
10099	5/8"	0.44	0.77	0.01	---
10100	3/4"	0.56	0.95	0.01	---

B1 3GF 64C 57 156 FB 695 464

MALE BALL CHECK CONNECTOR



43
403


PART #	MALE FLARE X MALE NPTF	A	HEX	APPROX. WT. LBS.	LIST PRICE
10131*	1/4" x 1/8"	1.06	0.43		---
10256WC	1/4" x 1/4"	1.24	0.6	0.04	---
10133*	3/8" x 1/4"	1.31	0.62	0.08	---
10132	5/16" x 1/8"	1.14	0.50	0.04	

43A

* Note: Ball & Spring position may be reversed to change flow/check position. Min working pressure 3 PSI.

UNION

SAE# 010101



42
402

PART #	THREAD SIZE UNF	A	HEX	APPROX. WT. LBS.	LIST PRICE
10104	1/8"	0.91	0.31	0.02	---
10105	3/16"	1.06	0.37	0.02	---
10106L	1/4"	1.19	0.43	0.03	---
10106 *	1/4"	1.19	0.43	0.03	---
10106EH	1/4"	1.55	0.56	0.05	
10107	5/16"	1.34	0.50	0.05	---
10108L	3/8"	1.50	0.62	0.09	---
10108 *	3/8"	1.50	0.62	0.09	---
10109L	1/2"	1.67	0.75	0.12	---
10109	1/2"	1.81	0.75	0.14	---
10110L	5/8"	2.00	0.87	0.20	---
10110	5/8"	2.12	0.87	0.20	---
10111	3/4"	2.44	1.06	0.35	---
10112	7/8"	2.72	1.25	0.52	---

* Available in Stainless Steel. Add SS to the part#

42F U2




"L" means light pattern.

-These fittings are completely interchangeable with full pattern fittings, but have been modified in some way. This modification is usually in the length of the pipe threads. Used in plumbing and light industrial applications.

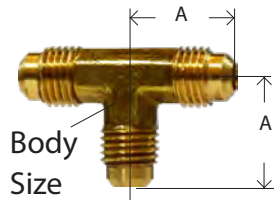
SAE 45° FLARE

BRASS FITTINGS

REDUCING UNION42R
506

PART #	THREAD SIZE UNF	A	HEX	APPROX. WT. LBS.	LIST PRICE
10115	1/4" x 1/8"	1.11	0.44	0.03	---
10116	1/4" x 3/16"	1.12	0.44	0.03	---
10117	5/16" x 1/4"	1.28	0.50	0.04	---
10118	3/8" x 1/4"	1.38	0.62	0.06	---
10119	3/8" x 5/16"	1.44	0.62	0.08	---
10120	1/2" x 1/4"	1.53	0.75	0.10	---
10121	1/2" x 3/8"	1.69	0.75	0.10	---
10122	5/8" x 3/8"	1.88	0.87	0.17	---
10123	5/8" x 1/2"	1.87	0.87	0.14	---
10126	3/4" x 1/2"	2.18	1.06	0.26	---
10127	3/4" x 5/8"	2.20	1.06	0.27	---

656F UR2 42-R

UNION TEE

Forged Tee

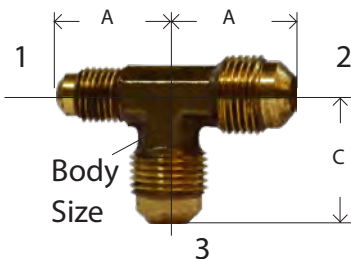
44F
404
244

SAE# 010401

PART #	THREAD SIZE UNF	A	BODY SIZE	APPROX. WT. LBS.	LIST PRICE
10157	1/8"	0.67	0.36	0.04	---
10158	3/16"	0.75	0.36	0.06	---
10159 **	1/4"	0.78	0.36	0.06	---
10160 **	5/16"	0.91	0.44	0.10	---
10161 **	3/8"	1.00	0.44	0.12	---
10162	1/2"	1.16	0.59	0.19	---
10163	5/8"	1.41	0.69	0.30	---
10164	3/4"	1.64	0.88	0.53	---
10165	7/8"	1.75	1.25	0.93	---

** Available in Stainless Steel. Add SS to the part#

244F T2 144F

REDUCING TEE 1 X 2 X 344FR
509

PART #	THREAD SIZE UNF 1X2X3	A	C	BODY SIZE	APPROX. WT. LBS.	LIST PRICE
10170	1/4" x 1/4" x 3/8"	0.91	1.00	0.44	0.10	---
10171	5/16" x 5/16" x 1/4"	0.94	0.94	0.44	0.12	---
10172	3/8" x 1/4" x 1/4"	0.91	1.00	0.44	0.10	---
10173	3/8" x 1/4" x 3/8"	1.00	0.91	0.44	0.12	---
10174	3/8" x 3/8" x 1/4"	1.00	0.88	0.44	0.11	---
10175	3/8" x 3/8" x 1/2"	1.00	1.19	0.59	0.14	---
10176	3/8" x 3/8" x 5/8"	1.16	1.44	0.69	0.16	---
10178	1/2" x 3/8" x 3/8"	1.16	1.12	0.59	0.18	---
10179	1/2" x 3/8" x 1/2"	1.16	1.09	0.59	0.18	---
10180	1/2" x 1/2" x 1/4"	1.16	0.97	0.59	0.18	---
10181	1/2" x 1/2" x 3/8"	1.16	1.12	0.59	0.19	---
10182	1/2" x 1/2" x 5/8"	1.28	1.41	0.69	0.28	---
10187	5/8" x 1/2" x 5/8"	1.44	1.33	0.69	0.27	---
10188	5/8" x 5/8" x 3/8"	1.38	1.16	0.69	0.30	---
10189	5/8" x 5/8" x 1/2"	1.38	1.28	0.69	0.28	---

144F TR2 659F 684F 44R

WARNING: This product can expose you to chemicals, including lead, which are known to the State of California to cause cancer and birth defects or other reproductive harm. For more information, visit www.P65Warnings.ca.gov

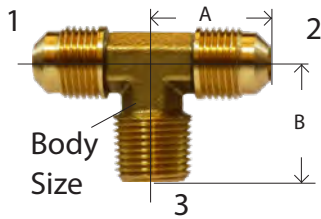


SAE 45° FLARE

BRASS FITTINGS

MALE BRANCH TEE

SAE# 010425




Forged Tee

45R
245
405

FEMALE ADAPTER

SAE# 010103



46
246
406

• More sizes available.

"L" means light pat-

-These fittings are completely interchangeable with full pattern fittings, but have been modified in some way. This modification is usually in the length of the pipe threads. Used in plumbing and light industrial

PART #	MALE FLARE X MALE NPT (1&2) X3	A	B	BODY SIZE	APPROX. WT. LBS.	LIST PRICE
10203	3/16" x 1/8"	0.75	0.75	0.36	0.10	---
10204	1/4" x 1/8"	0.78	0.75	0.36	0.05	---
10205	1/4" x 1/4"	0.88	0.88	0.44	0.08	---
10206	1/4" x 3/8"	0.92	1.00	0.47	0.10	---
10207	5/16" x 1/8"	0.89	0.78	0.44	0.08	---
10208	5/16" x 1/4"	0.94	0.94	0.44	0.08	---
10209	3/8" x 1/8"	1.00	0.91	0.44	0.14	---
10210	3/8" x 1/4"	1.00	0.94	0.44	0.12	---
10211 **	3/8" x 3/8"	1.00	1.00	0.47	0.13	---
10212 **	3/8" x 1/2"	1.12	1.22	0.69	0.22	---
10213	1/2" x 1/4"	1.16	1.00	0.59	0.20	---
10214	1/2" x 3/8"	1.16	1.14	0.59	0.19	---
10215	1/2" x 1/2"	1.22	1.22	0.69	0.24	---
10216	1/2" x 3/4"	1.38	1.41	0.88	0.22	---
10217	5/8" x 3/8"	1.38	1.25	0.69	0.24	---
10218	5/8" x 1/2"	1.41	1.31	0.69	0.29	---
10219	5/8" x 3/4"	1.41	1.41	0.88	0.36	---
10220	3/4" x 1/2"	1.63	1.59	0.88	0.49	---

** Available in Stainless Steel. Add SS to the part#

T1 145F 45

PART #	MALE FLARE X FEMALE NPTF	A	HEX	APPROX. WT. LBS.	LIST PRICE
10227	3/16" x 1/8"	0.97	0.56	0.03	---
10228L	1/4" x 1/8"	1.03	0.56	0.03	---
10228	1/4" x 1/8"	1.03	0.56	0.04	---
10229L	1/4" x 1/4"	1.06	0.68	0.06	---
10229	1/4" x 1/4"	1.23	0.68	0.07	---
10230	1/4" x 3/8"	1.18	0.81	0.08	---
10231	1/4" x 1/2"	1.31	0.94	0.06	---
10232	5/16" x 1/8"	1.06	0.56	0.05	---
10233	5/16" x 1/4"	1.28	0.68	0.08	---
10234	3/8" x 1/8"	1.09	0.62	0.08	---
10235L	3/8" x 1/4"	1.25	0.68	0.08	---
10235	3/8" x 1/4"	1.31	0.81	0.08	---
10236L	3/8" x 3/8"	1.25	0.81	0.08	---
10236	3/8" x 3/8"	1.25	0.81	0.10	---
10237L	3/8" x 1/2"	1.31	0.94	0.08	---
10237	3/8" x 1/2"	1.60	1.00	0.16	---
10238	3/8" x 3/4"	1.41	1.18	0.11	---
10239	1/2" x 1/4"	1.37	0.75	0.10	---
10240L	1/2" x 3/8"	1.38	0.81	0.12	---
10240	1/2" x 3/8"	1.50	0.81	0.14	---
10241L	1/2" x 1/2"	1.42	0.94	0.10	---
10241	1/2" x 1/2"	1.75	1.00	0.12	---
10242L	1/2" x 3/4"	1.40	1.10	0.16	---
10242	1/2" x 3/4"	1.60	1.12	0.16	---
10243	5/8" x 3/8"	1.24	0.87	0.12	---
10244L	5/8" x 1/2"	1.51	0.86	0.15	---
10244	5/8" x 1/2"	1.62	0.94	0.12	---
10245	5/8" x 3/4"	1.65	1.12	0.17	---
10246	3/4" x 1/2"	1.74	1.18	0.32	---
10247	3/4" x 3/4"	1.75	1.18	0.22	---
10248	7/8" x 3/4"	1.94	1.31	0.26	---

WARNING: This product can expose you to chemicals, including lead, which are known to the State of California to cause cancer and birth defects or other reproductive harm. For more information, visit www.P65Warnings.ca.gov

BRASS

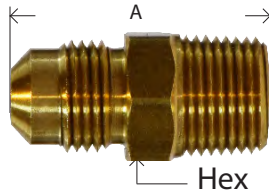
SAE 45° FLARE

BRASS FITTINGS

BRASS

MALE ADAPTER

SAE# 010102



48
248
408

PART #	MALE FLARE X MALE NPTF	A	HEX	APPROX. WT. LBS.	LIST PRICE
10253	1/8" x 1/8"	0.92	0.43	0.02	---
10254	3/16" x 1/8"	1.00	0.43	0.03	---
10255L	1/4" x 1/8"	1.06	0.43	0.03	---
10255 *	1/4" x 1/8"	1.06	0.43	0.04	---
10255EH	1/4" x 1/8"	1.06	0.44	0.03	---
10256L	1/4" x 1/4"	1.15	0.56	0.03	---
10256 *	1/4" x 1/4"	1.25	0.56	0.04	---
10256SS	1/4" x 1/4"				
10257 *	1/4" x 3/8"	1.31	0.68	0.06	---
10258	1/4" x 1/2"	1.44	0.87	0.11	---
10259L	5/16" x 1/8"	1.15	0.50	0.04	---
10259	5/16" x 1/8"	1.16	0.50	0.04	---
10260L	5/16" x 1/4"	1.31	0.56	0.06	---
10260	5/16" x 1/4"	1.34	0.56	0.06	---
10261 *	5/16" x 3/8"	1.38	0.68	0.08	---
10262	3/8" x 1/8"	1.25	0.62	0.07	---
10263L	3/8" x 1/4"	1.31	0.62	0.06	---
10263 *	3/8" x 1/4"	1.44	0.62	0.08	---
10263SS	3/8" x 1/4"				
10264L	3/8" x 3/8"	1.37	0.68	0.09	---
10264 *	3/8" x 3/8"	1.42	0.68	0.09	---
10264SS	3/8" x 3/8"				
10265L	3/8" x 1/2"	1.44	0.89	0.12	---
10265 *	3/8" x 1/2"	1.69	0.87	0.14	---
10266	3/8" x 3/4"	1.81	1.06	0.18	---
10267	1/2" x 1/4"	1.60	0.75	0.11	---
10268L	1/2" x 3/8"	1.46	0.75	0.10	---
10268	1/2" x 3/8"	1.62	0.75	0.12	---
10269L	1/2" x 1/2"	1.62	0.87	0.13	---
10269	1/2" x 1/2"	1.79	0.87	0.15	---
10270	1/2" x 3/4"	1.75	1.06	0.22	---
10271	5/8" x 1/4"	1.81	0.87	0.14	---
10272L	5/8" x 3/8"	1.67	0.87	0.14	---
10272	5/8" x 3/8"	1.81	0.87	0.18	---
10273L	5/8" x 1/2"	1.80	0.87	0.11	---
10273	5/8" x 1/2"	2.00	0.87	0.20	---
10274	5/8" x 3/4"	1.85	1.06	0.21	---
10275	3/4" x 1/2"	2.19	1.06	0.28	---
10276	3/4" x 3/4"	2.08	1.06	0.28	---
10277	7/8" x 1/2"	2.22	1.25	0.52	---
10278	7/8" x 3/4"	2.35	1.25	0.41	---
10279	1" x 3/4"	2.44	1.43	0.53	---
10280	1" x 1"	2.44	1.43	0.53	---

* Available in Stainless Steel. Add SS to the part#

U1 48



"L" means light pattern.

-These fittings are completely interchangeable with full pattern fittings, but have been modified in some way. This modification is usually in the length of the pipe threads. Used in plumbing and light industrial applications.

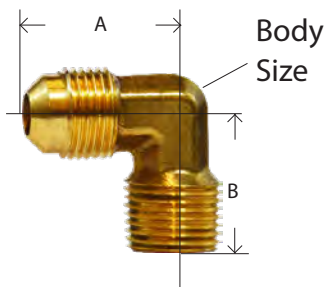
WARNING: This product can expose you to chemicals, including lead, which are known to the State of California to cause cancer and birth defects or other reproductive harm. For more information, visit www.P65Warnings.ca.gov

SAE 45° FLARE

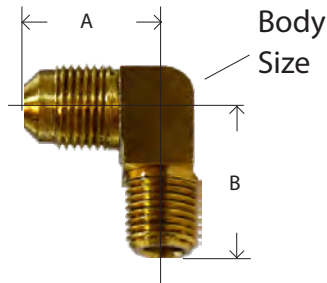
BRASS FITTINGS

90° MALE ELBOW

SAE# 010202



Forged Elbow



Barstock Elbow

49
249
409

PART #	MALE FLARE X MALE NPTF	A	B	BODY SIZE	APPROX. WT. LBS.	LIST PRICE
10283	1/8" x 1/8"	0.63	0.73	0.37	0.04	---
10283B*	1/8" x 1/8"	0.62	0.69	0.43	0.04	---
10284	3/16" x 1/8"	0.75	0.75	0.38	0.04	---
10284B*	3/16" x 1/8"	0.75	0.75	0.43	0.06	---
10285	3/16" x 1/4"	0.81	0.88	0.44	0.08	---
10286	1/4" x 1/8"	0.84	0.78	0.38	0.04	---
10286L	1/4" x 1/8"	0.96	0.80	0.37	0.04	---
10286B*	1/4" x 1/8"	0.81	0.78	0.47	0.05	---
10287 **	1/4" x 1/4"	0.81	0.88	0.44	0.05	---
10287B*	1/4" x 1/4"	0.91	0.93	0.59	0.08	---
10288 **	1/4" x 3/8"	0.91	0.91	0.47	0.08	---
10289	1/4" x 1/2"	1.03	1.09	0.59	0.10	---
10290	5/16" x 1/8"	0.91	0.88	0.44	0.06	---
10290B*	5/16" x 1/8"	0.91	0.78	0.52	0.06	---
10291	5/16" x 1/4"	0.98	0.96	0.44	0.08	---
10291B*	5/16" x 1/4"	0.95	0.92	0.62	0.08	---
10292	5/16" x 3/8"	1.06	1.09	0.59	0.08	---
10293	3/8" x 1/8"	1.00	0.91	0.53	0.08	---
10293B*	3/8" x 1/8"	1.03	0.91	0.65	0.08	---
10294	3/8" x 1/4"	1.01	0.89	0.48	0.08	---
10294B*	3/8" x 1/4"	0.97	1.04	0.68	0.11	---
10295 **	3/8" x 3/8"	1.00	0.88	0.47	0.10	---
10295L	3/8" x 3/8"	0.95	0.89	0.46	0.11	---
10295B*	3/8" x 3/8"	1.06	1.09	0.69	0.12	---
10296 **	3/8" x 1/2"	1.10	1.09	0.59	0.12	---
10297	3/8" x 3/4"	1.25	1.31	0.81	0.12	---
10298	1/2" x 1/4"	1.19	1.00	0.59	0.12	---
10298B*	1/2" x 1/4"	1.22	1.19	0.81	0.12	---
10299	1/2" x 3/8"	1.10	1.00	0.59	0.13	---
10299B*	1/2" x 3/8"	1.22	1.12	0.77	0.18	---
10300	1/2" x 1/2"	1.16	1.13	0.59	0.14	---
10300B*	1/2" x 1/2"	1.26	1.26	0.94	0.26	---
10301	1/2" x 3/4"	1.42	1.25	0.81	0.24	---
10311	5/8" x 1/4"	1.34	1.13	0.72	0.28	---
10302	5/8" x 3/8"	1.35	1.22	0.72	0.20	---
10302B*	5/8" x 3/8"	1.41	1.25	0.94	0.20	---
10303	5/8" x 1/2"	1.35	1.22	0.72	0.20	---
10303L	5/8" x 1/2"	1.29	1.11	0.70	0.20	---
10303B*	5/8" x 1/2"	1.41	1.38	0.94	0.20	---
10304	5/8" x 3/4"	1.44	1.31	0.81	0.25	---
10305	3/4" x 1/2"	1.67	1.50	0.88	0.34	---
10306	3/4" x 3/4"	1.67	1.63	0.88	0.30	---
10306B*	3/4" x 3/4"	1.60	1.62	0.91	0.32	---
10307	7/8" x 3/4"	1.75	1.68	1.00	0.44	---
10308	1" x 3/4"	1.94	1.69	1.31	0.75	---
10309	1" x 1"	1.94	1.75	1.25	0.78	---

* Barstock

** Available in Stainless Steel. Add SS to the part#

249F 49 E1 149F

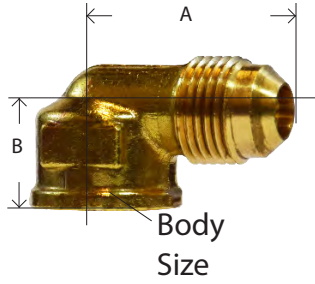
Dimension data can change without notice. Please check when dimensions are critical.

WARNING: This product can expose you to chemicals, including lead, which are known to the State of California to cause cancer and birth defects or other reproductive harm. For more information, visit www.P65Warnings.ca.gov

BRASS

SAE 45° FLARE

BRASS FITTINGS

90° FEMALE ELBOW

Forged Elbow

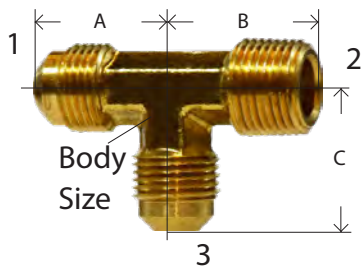
50F
250
500

SAE# 010203

PART #	MALE FLARE X FEMALE NPTF	A	B	BODY SIZE	APPROX. WT. LBS.	LIST PRICE
10312	3/16" x 1/8"	0.81	0.44	0.56	0.05	---
10313	1/4" x 1/8"	0.90	0.46	0.56	0.06	---
10313B*	1/4" x 1/8"	0.95	0.46	0.56	0.06	---
10314	1/4" x 1/4"	0.97	0.59	0.75	0.08	---
10314B*	1/4" x 1/4"	0.95	0.66	0.75	0.08	---
10315	1/4" x 3/8"	1.03	0.57	0.81	0.09	---
10333	1/4" x 1/2"	1.08	0.66	1.00	0.12	---
10316	5/16" x 1/8"	0.94	0.88	0.45	0.08	---
10306B*	5/16" x 1/8"	0.94	0.87	0.56	0.07	---
10317	5/16" x 1/4"	1.03	0.58	0.75	0.06	---
10318	3/8" x 1/8"	1.00	0.88	0.47	0.10	---
10319	3/8" x 1/4"	1.06	0.59	0.75	0.09	---
10319B*	3/8" x 1/4"	1.15	0.73	0.68	0.14	----
10320	3/8" x 3/8"	1.06	0.57	0.81	0.10	---
10320B*	3/8" x 3/8"	1.10	0.75	0.82	0.16	---
10321	3/8" x 1/2"	1.16	0.66	1.00	0.14	---
10321L	3/8" x 1/2"	1.21	0.42	0.96	0.13	---
10322	3/8" x 3/4"	1.28	0.72	1.25	0.12	---
10323	1/2" x 1/4"	1.25	0.70	0.88	0.13	---
10324	1/2" x 3/8"	1.25	0.70	0.88	0.12	---
10324B*	1/2" x 3/8"	1.26	0.75	0.88	0.16	---
10325	1/2" x 1/2"	1.29	0.72	1.00	0.18	---
10325L	1/2" x 1/2"	1.24	0.71	0.98	0.17	---
10326	1/2" x 3/4"	1.41	0.72	1.25	0.20	---
10327	5/8" x 3/8"	1.35	1.22	0.72	0.22	---
10328	5/8" x 1/2"	1.38	0.75	1.00	0.20	---
10329	5/8" x 3/4"	1.50	0.76	1.25	0.28	---

* Barstock

E3 50 150F

FORGED MALE RUN TEE51F
501

PART #	MALE FLARE X MALE NPTF (1&3) X 2	A	B	C	BODY SIZE	AP-PROX. WT. LBS.	LIST PRICE
10361	3/16" x 5/16" x 1/8"	0.87	0.78	0.97	0.44	0.08	---
10343	3/16" x 1/8"	0.75	0.75	0.75	0.37	0.05	---
10344	1/4" x 1/8"	0.78	0.75	0.78	0.37	0.06	---
10344B*	1/4" x 1/8"	0.90	0.76	0.86	0.37	0.07	---
10345	1/4" x 1/4"	0.88	0.88	0.88	0.44	0.08	---
10347	5/16" x 1/8"	0.88	0.80	0.88	0.44	0.08	---
10348	5/16" x 1/4"	0.94	0.94	0.94	0.44	0.08	---
10350	3/8" x 1/4"	1.00	0.94	1.00	0.44	0.12	---
10351	3/8" x 3/8"	1.00	1.00	1.00	0.47	0.10	---
10340	3/8" x 1/2" x 3/8"	1.09	1.09	1.16	0.59	0.18	---
10352	3/8" x 1/2"	1.12	1.22	1.12	0.69	0.12	---
10353	1/2" x 3/8" x 1/2"	1.22	1.22	1.15	0.69	0.22	---
10354	1/2" x 3/8"	1.16	1.09	1.16	0.59	0.18	---
10355	1/2" x 1/2"	1.22	1.22	1.22	0.69	0.22	---
10357	5/8" x 1/2"	1.41	1.31	1.41	0.69	0.28	---
10359	3/4" x 1/2"	1.63	1.59	1.63	0.88	0.48	---
10360	3/4" x 3/4"	1.62	1.44	1.62	0.88	0.48	---

WARNING: This product can expose you to chemicals, including lead, which are known to the State of California to cause cancer and birth defects or other reproductive harm. For more information, visit www.P65Warnings.ca.gov



Dimension data can change without notice. Please check when dimensions are critical.

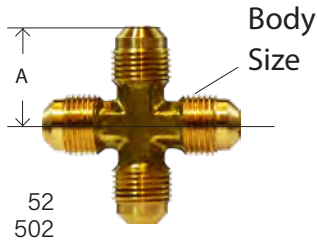
T3 151F 51

SAE 45° FLARE

BRASS FITTINGS

FORGED FLARE CROSS

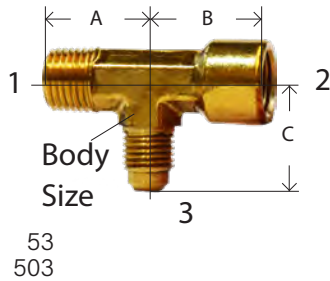
SAE# 010501



PART #	THREAD SIZE UNF	A	BODY SIZE	APPROX. WT. LBS.	LIST PRICE
10373	1/4"	0.88	0.44	0.10	---
10374	5/16"	0.92	0.44	0.10	---
10375	3/8"	1.00	0.44	0.16	---
10376	1/2"	1.16	0.59	0.24	---

455 C1 147F 52

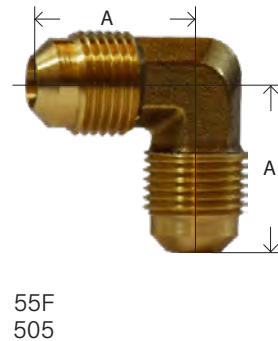
FORGED ADAPTER TEE / SERVICE TEE



PART #	SIZE 1 X 2 X 3	A	B	C	BODY SIZE	APPROX. WT. LBS.	LIST PRICE
10382	1/8" x 1/8" x 1/4"	0.72	0.53	0.80	0.47	0.08	---

T17 53

FORGED 90° FLARE ELBOW

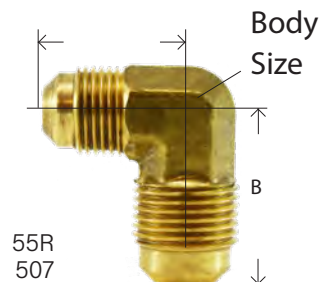


PART #	THREAD SIZE UNF	A	APPROX. WT. LBS.	LIST PRICE
10404	1/8"	0.64	0.04	---
10405	3/16"	0.75	0.06	---
10406	1/4"	0.81	0.08	---
10406B*	1/4"	0.89	0.04	---
10407	5/16"	0.91	0.10	---
10408	3/8"	1.00	0.10	---
10409	1/2"	1.16	0.14	---
10409B*	1/2"	1.23	0.22	---
10410	5/8"	1.41	0.22	---
10411	3/4"	1.66	0.68	---
10412	7/8"	1.81	0.82	---

* Barstock

E2 155F

FORGED REDUCING ELBOW



PART #	MALE FLARE X MALE FLARE	A	B	BODY SIZE	APPROX. WT. LBS.	LIST PRICE
10416	3/8" x 1/4"	1.00	0.88	0.47	0.08	---
10419	1/2" x 3/8"	1.19	1.02	0.59	0.14	---
10421	5/8" x 1/2"	1.34	1.23	0.72	0.21	---

ER2 657F 55R

WARNING: This product can expose you to chemicals, including lead, which are known to the State of California to cause cancer and birth defects or other reproductive harm. For more information, visit www.P65Warnings.ca.gov

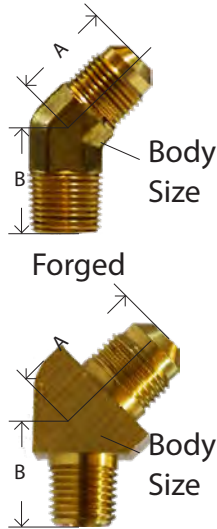
BRASS

SAE 45° FLARE

BRASS FITTINGS

45° ELBOW

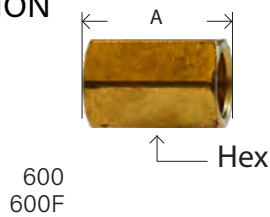
SAE# 010302

54
4945
40945
Barstock

PART #	MALE FLARE X MALE NPTF	A	B	BODY SIZE	APPROX. WT. LBS.	LIST PRICE
10448	1/4" x 1/8"	0.67	0.64	0.41	0.04	---
10448B*	1/4" x 1/8"	0.67	0.64	0.44	0.04	---
10449	1/4" x 1/4"	0.75	0.86	0.53	0.07	---
10450	5/16" x 1/8"	0.78	0.64	0.53	0.06	---
10451	5/16" x 1/4"	0.81	0.86	0.53	0.07	---
10452	3/8" x 1/4"	0.91	0.86	0.53	0.09	---
10452B*	3/8" x 1/4"	0.89	0.86	0.64	0.12	---
10453	3/8" x 3/8"	0.93	0.94	0.59	0.11	---
10454	3/8" x 1/2"	0.99	1.17	0.75	0.19	---
10455	1/2" x 3/8"	1.07	0.88	0.59	0.12	---
10455B*	1/2" x 3/8"	1.06	0.94	0.76	0.18	---
10456	1/2" x 1/2"	1.12	1.18	0.75	0.20	---
10460	5/8" x 3/8"	1.13	0.95	0.81	0.22	---
10457	5/8" x 1/2"	1.12	1.17	0.78	0.18	---
10458	3/4" x 1/2"	1.28	1.16	0.88	0.26	---

* Barstock

E145 54 159F 654F 59FF 254 47 4945

FEMALE 45° FLARE FITTINGS**UNION**600
600F


SAE# 010107 • Use with Copper Gasket

PART #	FEMALE FLARE X FEMALE FLARE	A	HEX	APPROX. WT. LBS.	LIST PRICE
10135	1/4"	1.00	0.62	0.06	---
10136	3/8"	1.25	0.81	0.14	---
10137	1/2"	1.43	0.94	0.18	---
10138	5/8"	1.69	1.07	0.24	---
10139	3/4"	2.00	1.31	0.42	---

2310 U4 660HD 32

FEMALE FLARE ADAPTER

SAE# 010106




664

PART #	FEMALE FLARE X MALE NPTF	A	HEX	APPROX. WT. LBS.	LIST PRICE
10440	1/4" x 1/8"	0.91	0.62	0.05	---
10441	1/4" x 1/4"	1.01	0.62	0.06	---
10442	3/8" x 1/4"	1.28	0.81	0.10	---
10438	3/8" x 1/2"				
10443	1/2" x 3/8"	1.36	0.94	0.14	---
10444	1/2" x 1/2"	1.46	0.94	0.14	---
10439	5/8" x 1/2"				

U5 664FHD 33 48-FF

FLARE REDUCER

SAE# 010105



601

PART #	MALE FLARE X FEMALE FLARE	A	HEX	APPROX. WT. LBS.	LIST PRICE
10462	1/4" x 3/8"	1.22	0.81	0.10	---
10461	1/4" x 1/2"	1.36	0.94	0.14	---
10463 *	3/8" x 1/4"	1.12	0.62	0.06	---
10464	3/8" x 1/2"	1.44	0.94	0.14	---
10473	3/8" x 5/8"	1.63	1.12	0.16	---
10467	1/2" x 3/8"	1.41	0.81	0.13	---
10468	1/2" x 5/8"	1.68	1.06	0.20	---
10469	5/8" x 1/2"	1.63	1.00	0.17	---
10470	5/8" x 3/4"	1.97	1.31	0.31	---

• More sizes available

* Available in Stainless Steel. Add SS to the part#

UR3 661FHD 227 46-FF

WARNING: This product can expose you to chemicals, including lead, which are known to the State of California to cause cancer and birth defects or other reproductive harm. For more information, visit www.P65Warnings.ca.gov



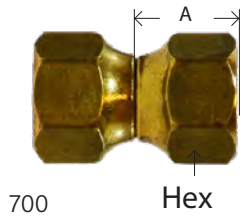
SAE 45° FLARE

BRASS FITTINGS

BRASS FLARE SWIVEL FITTINGS

FORGED SWIVEL

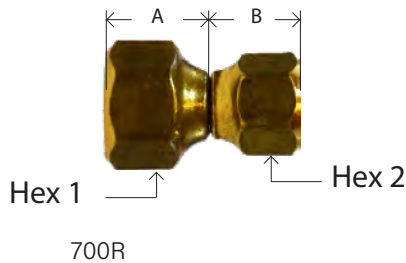
SAE# 010108



PART #	FEMALE FLARE UNF	A	HEX	APPROX. WT. LBS.	LIST PRICE
10481	1/4"	0.59	0.62	0.04	---
10482	5/16"	0.62	0.68	0.06	---
10483	3/8"	0.69	0.81	0.10	---
10483L	3/8"	0.63	0.80		---
10484	1/2"	0.81	0.94	0.16	---
10484L	1/2"	0.82	0.92		---
10485	5/8"	0.94	1.06	0.24	---
10486	3/4"	1.12	1.31	0.34	---

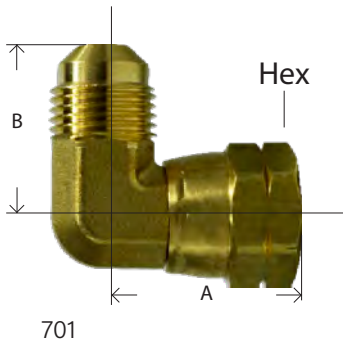
1350 US4 14FSV 34

REDUCING SWIVELS



PART #	FEMALE FLARE UNF	A	B	HEX 1	HEX 2	APPROX. WT. LBS.	LIST PRICE
10487	3/8" x 1/4"	0.72	0.60	0.81	0.62	0.08	---
10488	1/2" x 3/8"	0.84	0.70	0.94	0.81	0.12	---
10489	5/8" x 1/2"	0.98	0.82	1.03	0.94	0.22	---

FORGED SWIVEL ELBOWS



PART #	MALE FLARE X FEMALE FLARE	A	B	HEX	APPROX. WT. LBS.	LIST PRICE
10493	1/4"	0.93	0.86	.563	0.12	---
10494	3/8"	1.13	1.1	.75	0.20	---
10495	1/2"	1.29	1.20	.88	0.25	---
10496	5/8"	1.50	1.30	1.00	0.37	---
10497	3/4"	1.83	1.60	1.25	0.54	---

ES4

FLARE SWEAT FITTINGS



PART #	FLARE X SWEAT	LIST PRICE
10600	1/4" x 1/4"	---
10602	1/4" x 3/8"	---
10620	3/8" x 1/4"	---
10612	3/8" x 3/8"	---
10613	3/8" x 1/2"	---
10621	1/2" x 1/2"	---
10611	1/2" x 5/8"	---
10614	5/8" x 5/8"	---
10622	5/8" x 7/8"	---
10615	3/4" x 3/4"	---
10616	3/4" x 7/8"	---
10617	7/8" x 7/8"	---
10618	1" x 1-1/8"	---
10619	1-1/8" x 1-1/8"	---

WARNING: This product can expose you to chemicals, including lead, which are known to the State of California to cause cancer and birth defects or other reproductive harm. For more information, visit www.P65Warnings.ca.gov

BRASS

SPACE HEATER/ GAS RANGE FITTINGS

BRASS FITTINGS

SPACE HEATER FITTINGS

9/16-24 FINE THREAD FLARE NUT

#M-82SH

41FT
800

PART #	SIZE	LIST PRICE
14001	3/8	---

FEMALE ADAPTER

#M-80SH

46FT
805

PART #	SIZE	LIST PRICE
14018	3/8 x 3/8	---
14025	3/8 x 1/2	---

MALE ADAPTER

#M-83SH



PART #	SIZE	LIST PRICE
14016	3/8 x 3/8	---
14017	3/8 x 1/2	---

UNION

PART #	SIZE	LIST PRICE
14011	3/8	---

BRASS GAS RANGE FITTINGS

**BRASS MALE ADAPTERS
15/16-16 FLARE THREAD**45RG
408RC

PART #	MALE FLARE X MALE NPTF	LIST PRICE
35130	3/8" x 3/8"(1/8 Tap)	---
35133	3/8" x 3/8"(1/4 Tap)	---
35131	3/8" x 1/2"(3/8 Tap)	---
35132	1/2" x 1/2" (3/8" FIP TAP)	---
35134	15/16" x 1/2"	---

BRASS FEMALE ADAPTERS

PART #	FLARE X FIP	LIST PRICE
35136	15/16" x 1/2"	---

DRUM ADAPTERS


K1

• Straight
Thread

SAE# 010165

PART #	MALE FLARE X FIP	LIST PRICE
50011	1/4" x 1/2"	---
50001	1/4" x 3/4"	---

RD IF K1

CAP

PART #	SIZE	LIST PRICE
35186	15/16"	---

WARNING: This product can expose you to chemicals, including lead, which are known to the State of California to cause cancer and birth defects or other reproductive harm. For more information, visit www.P65Warnings.ca.gov

POL FITTINGS

BRASS FITTINGS

TEE CONNECTION

2000



PART #	PIPE SIZE	LIST PRICE
34001	1/4" Inverted flare x 1/4" MPT	---

41-1-390-0014 2000

TAILPIECE WITH FLATS

2001A

1/4 NPT



PART #	DESCRIPTION	LIST PRICE
34011	2.34 w/ wrench Flats	---

1001AUL 21605 M-2001-A 2002A 2001AHN

STANDARD NUT

7/8" Hex

2001B



PART #	PIPE SIZE	LIST PRICE
34016	.880-14 LH	---

2001B

TAILPIECE & NUT ASSEMBLY

2002AB



PART #	PIPE SIZE	LIST PRICE
34022	1/4	---

2002AB

POL CAP

2004



PART #	PIPE SIZE	LIST PRICE
34031	.880-14LH	---

ME1699 POL2004 1004A M-2004

POL PLUG WITH CHAIN

2014



PART #	DESCRIPTION	LIST PRICE
34141	POL PLUG WITH CHAIN	---

ME1691-1

SINGLE PIECE POL ADAPTER

2008



PART #	DESCRIPTION	LIST PRICE
34130	MALE POL X 1/4 FPT	---
34131	MALE POL X 1/2 FPT	---

ME351 ME357

ADAPTERS

35792
35810



PART #	PIPE SIZE	LIST PRICE
34041	3/8 Flare x .880-14LH	---
34046	1/2 Flare x .880-14LH	---
34051	5/8 Flare x .880-14LH	---


ME3510 2906E 2007

WARNING: This product can expose you to chemicals, including lead, which are known to the State of California to cause cancer and birth defects or other reproductive harm. For more information, visit www.P65Warnings.ca.gov

BRASS

POL FITTINGS

BRASS FITTINGS

**TAILPIECE ASSEMBLY W/HEX HEAD
NUT & STEM**

PART #	LENGTH	LIST PRICE
34080	1/4 NPT X POL 2 LONG HARD NOSE 2 OAL	---
34082	MALE POL X 3/8 NPT	---

2906D ME352




PART #	LENGTH	LIST PRICE
34088	MPOL HARD NOSE 9/16- 18 FE LH THREAD	---

ME1650




PART #	LENGTH	LIST PRICE
34084	MPOL X 1/4 HOSE BARB 7/8 HEX	---

ME5930 970JR

SOFT NOSE TAILPIECE ASSEMBLY

PART #	LENGTH	LIST PRICE
34060	1/4 NPT X POL 2.1 LONG #60 ORIFICE	---
34061	1/4 MPT X POL SOFT NOSE 2-1/2	---
34062	1/4 NPT POL SOFT NOSE #60 ORIFICE 2.3 LONG	---
34063	POL X 9/16-18 LH TAIL- PIECE SOFT NOSE	---
34064	1/4 NPT X POL SOFT NOSE 2 3/8 LONG	---

ME1638 2003-T-GH-60 2002 2018-L 2003-T 970S

HAND WHEEL POL ADAPTERS

PART #	LENGTH	LIST PRICE
34065	MPOL SOFT NOSE X 1/4 HOSE BARB BR.WHEEL	---

ME1656AR



PART #	LENGTH	LIST PRICE
34072	1/4 MPT POL SOFT NOSE W/PLASTIC WHEEL	---

ME1654



PART #	LENGTH	LIST PRICE
34073	1/4 MPT POL SOFT NOSE WITH BRASS WHEEL	---

ME1654AR



PART #	LENGTH	LIST PRICE
34074	MPOL SOFT NOSE X 1/4 HB W/PLASTIC WHEEL	---

ME1656

WARNING: This product can expose you to chemicals, including lead, which are known to the State of California to cause cancer and birth defects or other reproductive harm. For more information, visit www.P65Warnings.ca.gov

POL FITTINGS

BRASS FITTINGS

PROPANE MOTOR FUEL FILL ADAPTER



- Allows a standard POL fitting to be adapted to fill an engine fuel tank.

PART #	LENGTH	LIST PRICE
34079	FE POL X 1 3/4 ACME FUEL FILL ADPT	---

ME458 2017

FEMALE POL X MIP ADAPTER



PART #	LENGTH	LIST PRICE
34111	1/4 MPT X FE POL ADAPTER	---
34112	3/8 MPT X FE POL ADAPTER	---
34113	1/2 MPT X FE POL ADAPTER	---
34114	3/4 MPT X FE POL ADAPTER	---

2011-B ME285 2011-D 2011-E

FEMALE FPT X FEMALE POL ADAPTER



PART #	LENGTH	LIST PRICE
34120	1/4 FPT X FE POL	---
34121	3/8 FPT X FE POL	---
34122	1/2 FPT X FE POL	---
34123	3/4 FPT X FE POL	---

2016-B ME302 2016-D ME304

POL O-RING ONLY



PART #	LENGTH	LIST PRICE
34143	POL O-RING ONLY	---

C5-OR-POL 568-110-01

POL PLASTIC DUST PLUG



PART #	LENGTH	LIST PRICE
34160	POL PLASTIC DUST PLUG	---

ME970P

APPLIANCE TEE



- Tap & Add

PART #	LENGTH	LIST PRICE
34170	M.POLXF.POL W/1-20M CYL AND 1/4 INV FLAR	---

2090



- Add an appliance

PART #	LENGTH	LIST PRICE
34172	M.POLXF.POL W/1-20 MALE CYLINDER THREAD	----

2012



- With QCC1 connection

PART #	LENGTH	LIST PRICE
34174	QCC1 X F. POL W/1-20 MALE CYLINDER THD	---

2013

DUAL APPLIANCE TEE



PART #	LENGTH	LIST PRICE
34176	M.POL X (2) OF 1-20 MALE CYLINDER THREAD	---

2099

WARNING: This product can expose you to chemicals, including lead, which are known to the State of California to cause cancer and birth defects or other reproductive harm. For more information, visit www.P65Warnings.ca.gov

BRASS

JIC 37° FLARE STRAIGHTS

BRASS FITTINGS

STRAIGHT TUBE UNION



PART #	TUBE OD	TUBE THREAD	L	HEX	WORKING PRESSURE	LIST PRICE
28966	1/4	7/16-20	1.35	0.49	3250 psi	---
28969	3/8	9/16-18	1.41	0.63	3250 psi	---
28970	1/2	3/4-16	1.62	0.81	3250 psi	---
28971	3/4	1-1/16-12	2.14	1.13	3250 psi	---
28972	1"	1-5/16-12	2.25	1.38	2600 psi	---

SBC 132403 HTXB

FEMALE STRAIGHT ADAPTER



PART #	TUBE OD	PIPE	TUBE THREAD	L	HEX	WORKING PRESSURE	LIST PRICE
28957	1/4	1/8-27	7/16-20	1.19	0.56	3250 psi	---
28958	1/4	1/4-18	7/16-20	1.40	0.75	3250 psi	---
28959	3/8	1/4-18	9/16-18	1.40	0.75	3250 psi	---
28960	3/8	3/8-18	9/16-18	1.40	0.88	3250 psi	---
28961	1/2	3/8-18	3/4-16	1.56	0.88	3250 psi	---
28962	1/2	1/2-14	3/4-16	1.79	1.13	3250 psi	---
28963	5/8	1/2-14	7/8-14	1.87	1.13	3250 psi	---
28964	3/4	3/4-1/4	1-1/16-12	2.06	1.38	2600 psi	---

STRAIGHT



PART #	TUBE OD	A NPTF	TUBE THREAD	L	HEX	WORKING PRESSURE	LIST PRICE
28701	1/4	1/8-27	7/16-20	1.22	0.45	3250 psi	---
28702	1/4	1/4-18	7/16-20	1.37	0.56	3250 psi	---
28703	1/4	3/8-18	7/16-20	1.42	0.75	3250 psi	---
28704	5/16	1/8-27	1/2-20	1.41	0.56	3250 psi	---
28705	5/16	1/4-18	1/2-20	1.42	0.56	3250 psi	---
28706	3/8	1/8-27	9/16-18	1.24	0.63	3250 psi	---
28707	3/8	1/4-18	9/16-18	1.43	0.63	3250 psi	---
28708	3/8	3/8-18	9/16-18	1.38	0.75	3250 psi	---
28709	3/8	1/2-14	9/16-18	1.69	0.88	3250 psi	---
28710	1/2	1/4-18	3/4-16	1.53	0.81	3250 psi	---
28711	1/2	3/8-18	3/4-16	1.53	0.81	3250 psi	---
28712	1/2	1/2-14	3/4-16	1.79	0.88	3250 psi	---
28713	1/2	3/4-14	3/4-16	1.85	1.13	2600 psi	---
28714	5/8	3/8	7/8-14	1.84	0.94	3250 psi	---
28715	5/8	1/2-14	7/8-14	1.89	0.94	3250 psi	---
28716	5/8	3/4-14	7/8-14	1.95	1.13	2600 psi	---
28748	3/4	1/2-14	1 1/16-12	2.06	1.13	2925 psi	---
28717	3/4	3/4-14	1 1/16-12	2.06	1.13	2600 psi	---
28749	3/4	1-11 1/2	1 1/16-12	2.25	1.38	1950 psi	---
28719	1	3/4-14	1 5/16-12	2.06	1.13	2275 psi	---
28718	1	1-11 1/2	1 5/16-12	2.3	1.38	1950 psi	---

B2404 SB FTXB

STRAIGHT SWIVEL ADAPTER



PART #	TUBE OD	A NPTF	TUBE THREAD	L	HEX	WORKING PRESSURE	LIST PRICE
28752	1/4	1/4-18	7/16-20	1.389	.563	3250 psi	---
28753	3/8	1/4-18	9/16-18	1.6	.563	3250 psi	---
28754	3/8	3/8-18	9/16-18	1.574	.690	2925 psi	---
28756	1/2	1/2-14	3/4-16	1.706	.875	2600 psi	---


B6505 SJS

WARNING: This product can expose you to chemicals, including lead, which are known to the State of California to cause cancer and birth defects or other reproductive harm. For more information, visit www.P65Warnings.ca.gov

JIC 37° SHAPES

BRASS FITTINGS

90° FORGED ELBOW

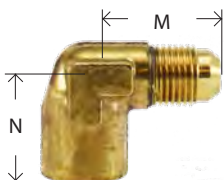


• Swivel available

PART #	TUBE OD	TUBE THREAD	A NPTF	M	N	Y	WORKING PRESSURE	LIST PRICE
28760F	1/4	7/16-20	1/8-27	0.89	0.78	0.5	2160 psi	---
28762F	1/4	7/16-20	1/4-18	1.05	1.03	0.53	1846 psi	---
28766F	5/16	1/2-20	1/4-18	1.10	1.10	0.55	3905 psi	---
28768F	3/8	9/16-18	1/8-27	1.06	1.00	0.56	3128 psi	---
28770F	3/8	9/16-18	1/4-18	1.06	1.09	0.54	1564 psi	---
28772F	3/8	9/16-18	3/8-18	1.15	1.22	0.74	1464 psi	---
28773F	3/8	9/16-18	1/2-14	1.22	1.47	0.90	1265 psi	---
28774F	1/2	3/4-16	3/8-18	1.25	1.22	0.81	1467 psi	---
28777F	1/2	3/4-16	1/2-14	1.31	1.47	0.90	1265 psi	---
28778F	1/2	3/4-16	3/4-14	1.4	1.59	0.89	2061 psi	---
28780F	5/8	7/8-14	1/2-14	1.45	1.47	0.88	1265 psi	---
28781F	3/4	1 1/16-12	1/2-14	1.66	1.56	1.08	1265 psi	---
28783F	3/4	1 1/16-12	3/4-14	1.66	1.59	1.06	1084 psi	---
28784F	1	1 5/16-12	3/4-14	1.88	1.77	1.32	1802 psi	---
28786F	1	1 5/16-12	1-11 1/2	1.81	1.97	1.3	2361 psi	---

DL3B2 3F69CL GGL6A1 F23L2 EE48D3 EE46B2 FF45A2 F48C3 FF22C3 D49B1 D25B1 3F47C1


FEMALE ELBOW FORGED BODY



PART #	TUBE OD	TUBE THREAD	A NPTF	M	N	WORKING PRESSURE	LIST PRICE
28973	1/4	7/16-20	1/8-27	1.08	0.66	2797 psi	---
28974	1/4	7/16-20	1/4-18	1.25	0.55	3066 psi	---
28975	3/8	9/16-18	1/4-18	1.23	0.88	2842 psi	---

B2502 EBF DTXB

45° FORGED ELBOW



• Swivel available

PART #	TUBE OD	TUBE THREAD	A NPTF	M	N	Y	WORKING PRESSURE	LIST PRICE
28722F	1/4	7/16-20	1/8-27	0.72	0.64	0.5	4367 psi	---
28724F	1/4	7/16-20	1/4-18	0.81	0.84	0.53	3750 psi	---
28728F	5/16	1/2-20	1/4-18	0.88	0.86	0.54		
28729F	3/8	9/16-18	1/8-27	0.83	0.65	0.63	3128 psi	---
28731F	3/8	9/16-18	1/4-18	0.83	0.86	0.63	3128 psi	---
28733F	3/8	9/16-18	3/8-18	0.91	0.95	0.81	3100 psi	---
28734F	3/8	9/16-18	1/2-14	1.03	1.17	0.94	2826 psi	---
28736F	1/2	3/4-16	3/8-18	0.98	0.95	0.75	2938 psi	---
28738F	1/2	3/4-16	1/2-14	1.13	1.17	0.86	2826 psi	---
28740F	5/8	7/8-14	1/2-14	1.13	1.08	0.88		
28742F	3/4	1 1/16-12	3/4-14	1.28	1.2	1.13	2442 psi	---

B2503 FBC-F VTXB

THREAD CHART


SIZE	JIC THREAD
1/8	5/16-24
3/16	3/8-24
1/4	7/16-20
5/16	1/2-20
3/8	9/16-18
1/2	3/4-16
5/8	7/8-14
3/4	1-1/16-12
1	1-5/16-12

WARNING: This product can expose you to chemicals, including lead, which are known to the State of California to cause cancer and birth defects or other reproductive harm. For more information, visit www.P65Warnings.ca.gov

BRASS

INVERTED FLARE

BRASS FITTINGS

INVERTED FLARE FITTINGS

Tube O.D.	1/8	3/16	1/4	5/16	3/8	7/16	1/2	5/8	3/4	7/8	1
Thread O.D. threads per inch	5/16-28	3/8-24	7/16-24	1/2-20	5/8-18	1 1/16-18	3/4-18	7/8-18	1-1/16-16	1-3/16-16	1-5/16-16

•Typical Application

Hydraulic brake, power steering, fuel lines and transmission cooler lines, LP and natural gas.

•Working Pressure Ranges

Temperature and type of tubing used are important factors. However, the following table is a

PSI	Tube O.D. (in.)	Tube Wall (in.)
2800	1/8	.030
1900	3/16	.030
1400	1/4	.030
1200	5/16	.032
1000	3/8	.032
750	1/2	.032
650	5/8	.035
550	3/4	.035

good guide for proper selection. Temperature 73°F with copper tubing:

•Vibration

Excellent resistance.

•Temperature Range

-65°F to +250°F (-53°C to +121°C) range at maximum operating pressures.

•Used With

Copper, brass, aluminum and steel hydraulic tubing that can be flared.

•Advantages

Very low cost and reusable. Seats and threads are internal and protected. Compact, excellent vibration life. Short nut affords very close tube bends. Steel or brass

tube nut.

• Tolerance

+/- .03 on all dimensions.

•Conformance

Meets specifications and standards of ASA, ASME, SAE and MS (Military Standards).

•Assembly Instructions

1-Cut tubing to desired length. Make sure all burrs are removed and the ends are cut square.

2- Slide nut on tube. Threaded end "A" of nut must face out.

3- Flare end of tube with a 45° flaring tool.

a- Measure flare diameter.

b- Examine flare for excessive thin out.

c- On thin wall, welded or brazed tubing, use double flare to prevent pinch-off and cracked flares.

4- Lubricate threads and assemble to fitting body. Nut should be turned hand tight.

STANDARD METRIC THREADS

Description Tube Size	Thread O.D.	Crest (Pitch)	Thread Description
Japanese 3/16"	10mm	1.0mm	M10 x 1.0
European 3/16"	10mm	1.0mm	M10 x 1.0
GM 6mm	12mm	1.0mm	M12 x 1.0
Fuel 5/16"	14mm	1.5mm	M14 x 1.5
Fuel 3/8"	16mm	1.5mm	M16 x 1.5

Measuring Metric Threads: Measure the O.D. of the threads and the crest to crest distance (pitch) in millimeters between threads.

Actual O.D. of male inverted flare threads

5/16"-28 2800 PSI 3/8"-24 1900 PSI 7/16"-24 1400 PSI 1/2"-20 1200 PSI 5/8"-18 1000 PSI

3/4"-18 750 PSI

7/8"-18 650 PSI

1-1/16"-16 550 PSI

1/8"

3/16"

1/4"

5/16"

3/8"

1/2"

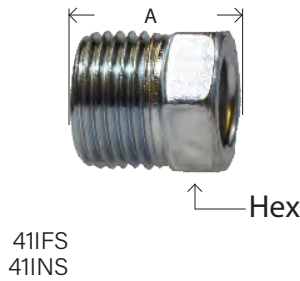
5/8"

3/4"

INVERTED FLARE

BRASS FITTINGS

ZINC CHROMATE STEEL NUT

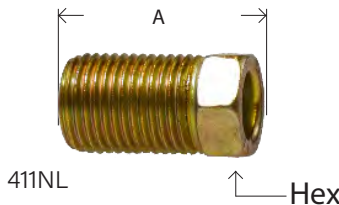


SAE# 040110

PART #	SIZE	THREAD	A	HEX	APPROX. WT. LBS.	LIST PRICE
12001	1/8"	5/16-28	0.52	0.31	0.01	---
12002	3/16"	3/8-24	0.56	0.37	0.02	---
12018	3/16"	7/16-24	0.56	0.43	0.02	---
12003	1/4"	7/16-24	0.56	0.43	0.02	---
12004	5/16"	1/2-20	0.62	0.50	0.02	---
12005	3/8"	5/8-18	0.66	0.62	0.03	---
12000	7/16"	11/16-18	0.68	0.68	0.04	---
12011	3/8"	11/16-18	0.66	0.68	0.05	---
12006	1/2"	3/4-18	0.74	0.75	0.08	---
12007	5/8"	7/8-18	0.80	0.87	0.10	---
12008	3/4"	1-1/16-16	0.88	1.06	0.10	---
12083	7/8"	1-3/16-16	1.07	1.19	0.14	---
12084	1"	1-5/16-16	1.18	1.375	0.21	---

121XXX 2105 411FS 105 41W

LONG STEEL NUT

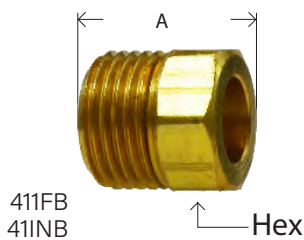


FOR DOMESTIC LINES

PART #	SIZE	A	HEX	APPROX. WT. LBS.	LIST PRICE
12009	3/16"	0.84	0.37	0.02	---
12010	1/4"	0.81	0.43	0.02	---

7896

INVERTED FLARE BRASS NUT



SAE# 040110

PART #	SIZE	A	HEX	APPROX. WT. LBS.	LIST PRICE
12012	1/8"	0.52	0.31	0.01	---
12013	3/16"	0.56	0.37	0.01	---
12014	1/4"	0.56	0.43	0.02	---
12015	5/16"	0.62	0.50	0.03	---
12016	3/8"	0.66	0.62	0.04	---
12017	1/2"	0.74	0.75	0.05	---

• More sizes available

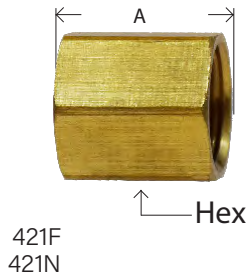
2100 411F 100 41B



PART #	TUBESIZE	THREAD	REF#	LIST PRICE
12260	3/16 British	3/8-24 Bubble	---	---
12261	3/16 European	M10 x 1.0 Bubble	276110	---
12262	3/16 Japanese	M10 x 1.0 Inv.	121050	---
12263	3/16 Domestic	1/2 x 20 Inv.	---	---
12264	3/16 Domestic	9/16 - 18 Inv.	121039	---
12265	3/16 Imported	M11 x 1.5 Bubble	276011	---
12266	3/16 Imported	M12 x 1.0 Bubble	276012	---
12267	3/16 Imported	M13 x 1.5 Bubble	276013	---
12268	1/4 Domestic	9/16 x 18 Inv.	121049	---
12269	1/4 Domestic	1/2 x 20 Inv.	121045	---
12270	6mm Imported	M12 x 1.0 Bubble	---	---
12271	6mm GM	M12 x 1.0 Bubble	---	---
12272	6mm GM	M12 x 1.5 Bubble	---	---
12273	6mm GM	M14 x 1.5 Bubble	---	---
12274	5/16 Domestic	M14 x 1.5 Surface Seal	121069	---
12275	3/8 Domestic	M16 x 1.5 Surface Seal	121070	---

INVERTED FLARE

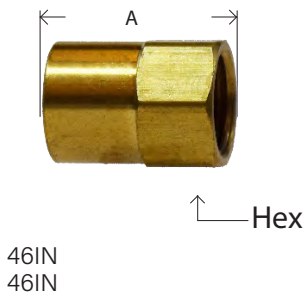
BRASS FITTINGS

UNION INTERNAL

SAE# 040101

PART #	INV. FLARE X INV. FLARE	A	HEX	APPROX. WT. LBS.	LIST PRICE
12022	1/8"	0.59	0.40	0.02	---
12023	3/16"	0.62	0.43	0.02	---
12024	1/4"	0.62	0.50	0.03	---
12025	5/16"	0.70	0.56	0.04	---
12026	3/8"	0.80	0.75	0.08	---
12027	1/2"	0.91	0.90	0.10	---
12028	5/8"	1.31	1.06	0.22	---


302 2300 421FHD

FEMALE ADAPTER

SAE# 040103

PART #	INV. FLARE X FEMALE NPTF	A	HEX	APPROX. WT. LBS.	LIST PRICE
12029	1/8" x 1/8"	0.716	0.50	0.03	---
12032	3/16" x 1/8"	0.75	0.50	0.02	---
12033	1/4" x 1/8"	0.75	0.53	0.02	---
12030	1/4" x 1/4"	1.01	0.751	0.11	---
12034	5/16" x 1/8"	0.78	0.59	0.04	---
12035	3/8" x 1/4"	1.03	0.75	0.08	---
12031	7/16" x 1/4"	1.06	0.81	0.11	---
12037	1/2" x 1/4"	1.09	0.90	0.12	---
12036	1/2" x 3/8"	1.10	0.90	0.12	---
12039	5/8" x 1/2"	1.32	1.065	0.19	---
12099	3/4" x 3/4"	1.50	1.25	0.36	---

461FHD 252 46W

MALE ADAPTER

SAE# 040102

PART #	INV. FLARE X MALE NPTF	A	HEX	APPROX. WT. LBS.	LIST PRICE
12041	1/8" x 1/8"	0.63	0.40	0.02	---
12042	3/16" x 1/8"	0.70	0.43	0.02	---
12053	3/16" x 1/4"	0.72	0.56	0.04	---
12043	1/4" x 1/8"	0.74	0.50	0.03	---
12044	1/4" x 1/4"	0.89	0.56	0.04	---
12045	5/16" x 1/8"	0.79	0.56	0.03	---
12046	5/16" x 1/4"	0.98	0.56	0.05	---
12055	5/16" x 3/8"	1.01	0.75	0.07	---
12047	3/8" x 1/8"	0.88	0.72	0.05	---
12048	3/8" x 1/4"	1.02	0.75	0.06	---
12049	3/8" x 3/8"	1.02	0.75	0.08	---
12104	7/16" x 1/4"	1.05	0.81	0.06	---
12038	1/2" x 1/4"	0.97	0.87	0.10	---
12050	1/2" x 3/8"	1.06	0.87	0.08	---
12051	1/2" x 1/2"	1.06	0.87	0.11	---
12052	5/8" x 1/2"	1.32	1.06	0.15	---
12105	3/4" x 1/2"	1.38	1.25	0.18	---
12040	3/4" x 3/4"	1.39	1.25	0.24	---
12107	7/8" x 3/4"	1.375	1.375	0.21	---
12108	1" x 1"	1.62	1.50	0.37	---

2200 481FHD 202 48W 200

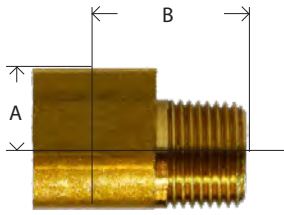
Dimension data can change without notice. Please check when dimensions are critical.

INVERTED FLARE

BRASS FITTINGS

ELBOW

SAE# 040202



491N
491F

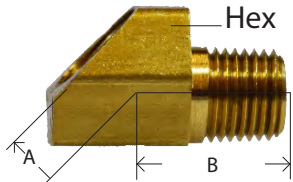
PART #	INV. FLARE X MALE NPTF	A	B	APPROX. WT. LBS.	LIST PRICE
12057	1/8" x 1/8"	0.26	0.59	0.03	---
12058	3/16" x 1/8"	0.26	0.61	0.03	---
12059	1/4" x 1/8"	0.33	0.65	0.04	---
12054*	1/4" x 1/8"	0.33	0.65	0.04	---
12060	1/4" x 1/4"	0.28	0.82	0.06	---
12061	5/16" x 1/8"	0.47	0.68	0.05	---
12062	5/16" x 1/4"	0.45	0.85	0.08	---
12082	5/16" x 3/8"	0.47	0.86	0.12	---
12063	3/8" x 1/8"	0.54	0.76	0.14	---
12064	3/8" x 1/4"	0.53	0.92	0.14	---
12065	3/8" x 3/8"	0.50	0.94	0.12	---
12114	1/2" x 1/4"	0.72	1.08	0.14	---
12066	1/2" x 3/8"	0.59	1.03	0.16	---
12067	1/2" x 1/2"	0.66	1.22	0.25	---
12056	5/8" x 3/8"	0.67	1.09	0.20	---
12068	5/8" x 1/2"	0.67	1.29	0.18	---
12069	3/4" x 1/2"	0.80	1.39	0.42	---
12080	7/8" x 3/4"	0.94	1.43	0.48	---
12081	1" x 1"	1.02	1.69	0.60	---

400 2400 2491FHD 402 2491F 49W

* Restricted pipe end .062

45° ELBOW

SAE# 040302



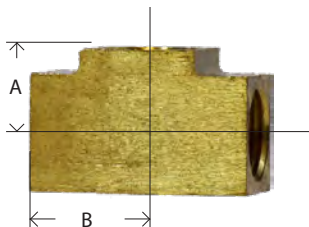
591F
941N

PART #	INV. FLARE X MALE NPTF	A	B	HEX	APPROX. WT. LBS.	LIST PRICE
12070	1/8" x 1/8"	0.22	0.48	0.50	0.03	---
12072	3/16" x 1/8"	0.25	0.55	0.53	0.02	---
12073	1/4" x 1/8"	0.27	0.58	0.56	0.04	---
12074	5/16" x 1/8"	0.36	0.56	0.62	0.06	---
12075	5/16" x 1/4"	0.23	0.83	0.62	0.06	---
12115	3/8" x 1/8"	0.34	0.87	0.87	0.09	---
12076	3/8" x 1/4"	0.51	0.84	0.78	0.09	---
12077	1/2" x 3/8"	0.38	0.91	0.84	0.11	---
12079	5/8" x 1/2"	0.44	1.00	1.06	0.21	---

154 2352 2591FHD 352 94W

UNION TEE

SAE# 040401



441F
441N

PART #	SIZE	A	B	APPROX. WT. LBS.	LIST PRICE
12085	1/8"	0.33	0.47	0.04	---
12086	3/16"	0.39	0.55	0.04	---
12087	1/4"	0.42	0.56	0.08	---
12088	5/16"	0.45	0.63	0.09	---
12089	3/8"	0.56	0.74	0.17	---
12090	1/2"	0.67	0.88	0.24	---

2441FHD 702 441

WARNING: This product can expose you to chemicals, including lead, which are known to the State of California to cause cancer and birth defects or other reproductive harm. For more information, visit www.P65Warnings.ca.gov

BRASS


INVERTED FLARE

BRASS FITTINGS

STEEL PLUG

SAE# 040109

• cored

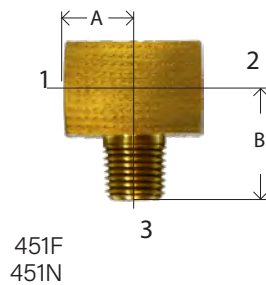


PART #	SIZE	A	HEX	APPROX. WT. LBS.	LIST PRICE
12091	3/16"	0.53	0.37	0.01	---
12092	1/4"	0.54	0.43	0.02	---
12093	5/16"	0.59	0.50	0.03	---
12094	3/8"	0.66	0.62	0.04	---
Brass					
12095	3/8"	0.66	0.63	0.04	---
12096	1/2"	0.82	0.75	0.07	---
12097	5/8"	0.90	0.87	0.10	---
12098	3/4"	0.95	1.07	0.17	---

106 41IP 131 2131

MALE BRANCH TEE

SAE# 040425

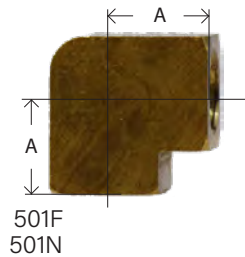


PART #	INV. FLARE X MALE NPTF (1&2)X3	A	B	APPROX. WT. LBS.	LIST PRICE
12100	3/16" x 1/8"	0.41	0.60	0.04	---
12101	1/4" x 1/8"	0.42	0.64	0.06	---
12102	5/16" x 1/8"	0.47	0.68	0.07	---
12103	3/8" x 1/4"	0.58	0.93	0.15	---

145 245IFHD 602 2600 600

FEMALE ELBOW

SAE# 040203

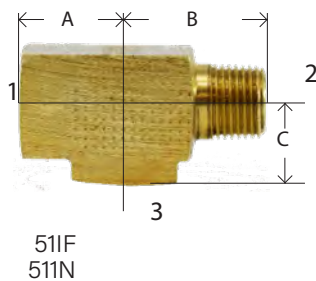


PART #	INV. FLARE X FEMALE NPTF	A	APPROX. WT. LBS.	LIST PRICE
12110	1/4" x 1/8"	0.55	0.07	---
12111	5/16" x 1/8"	0.51	0.08	---
12112	3/8" x 1/4"	0.68	0.10	---

450

MALE RUN TEE

SAE# 040424



PART #	INV. FLARE X MALE NPTF (1&3)X2	A	B	C	APPROX. WT. LBS.	LIST PRICE
12118	3/16" x 1/8"	0.53	0.72	0.39	0.06	---
12119	1/4" x 1/8"	0.56	0.75	0.42	0.08	---
12120	5/16" x 1/8"	0.62	0.85	0.45	0.10	---
12121	3/8" x 1/4"	0.75	1.08	0.56	0.14	---

251IFHD 752 550 151

WARNING: This product can expose you to chemicals, including lead, which are known to the State of California to cause cancer and birth defects or other reproductive harm. For more information, visit www.P65Warnings.ca.gov

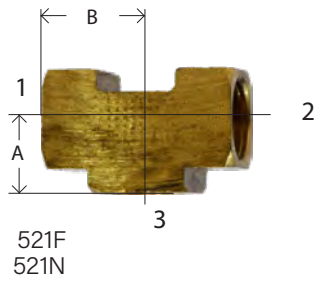


INVERTED FLARE

BRASS FITTINGS

FEMALE BRANCH TEE

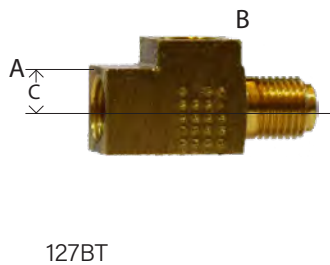
SAE# 040427



PART #	INV. FLARE X FEMALE NPTF (1&2)X3	A	B	APPROX. WT. LBS.	LIST PRICE
12127	3/16" x 1/8"	0.39	0.55	0.06	---
12129	5/16" x 1/8"	0.45	0.63	0.12	---
12130	3/8" x 1/4"	0.56	0.74	0.17	---

252IFHD 652 136


TOWED TRAILER BRAKE TEE



PART #	A	B	C	REFERENCE #	APPROX. WT. LBS.	LIST PRICE
12147	3/16" 0.57	3/16" 0.76	3/16" 0.42	7900	0.08	---
12145	3/16" (1/2-20) 0.68	3/16" (3/8-24) 0.94	3/16" (1/2-20) 0.47	7906	0.17	---
12148	3/16" (9/16-18)	3/16" (3/8-24)	3/16" (9/16/18)	7933	0.10	---
12144	3/16" (9/16-20) 0.82	3/16" (3/8-24) 0.94	3/16" (9/16-20) 0.47	7905	0.18	---
12146	3/16" (7/16-24) 0.54	3/16" (3/8-24) 0.78	1/4" (7/16-24) 0.42	7914	0.08	---
12150	1/4" 0.56	3/16" 0.77	1/4" 0.43	7901	0.10	---
12149	1/4" (9/16-18) 0.81	3/16" (3/8-24) 0.93	1/4" (9/16-18) 0.50	7904	0.10	---
12151	1/4" 0.56	1/4" 0.77	1/4" 0.43	7898	0.12	---

INVERTED FLARE AUTO FITTINGS

DUAL MASTER CYLINDER ADAPTER




PART #	MALE FLARE X FEMALE INV.	A	HEX	REFERENCE #	APPROX. WT. LBS.	LIST PRICE
12200	3/16" x 3/16"	1.00	0.50	1441	0.03	---
12202	5/16" x 3/16"	0.96	0.68	7897	0.07	---

WARNING: This product can expose you to chemicals, including lead, which are known to the State of California to cause cancer and birth defects or other reproductive harm. For more information, visit www.P65Warnings.ca.gov

BRASS

INVERTED FLARE

BRASS FITTINGS


DUAL MASTER CYLINDER ADAPTER

* Seals on hex face

48STA
6641N
6011N

PART #	MALE INVERTED THREAD	FEMALE INVERTED THREAD	REF#	LIST PRICE
12206	3/16(9/16-18)	3/16	7911	---
12209	3/16(9/16-18)	3/16(1/2-20)	7913	---
12207	3/16(9/16-20)	3/16	7910	---
12210	3/16	1/4	7828	---
12212	1/4	3/16	7818	---
12214*	7/16-20	1/4	7732	---
12211	1/4(9/16-18)	1/4	7908	---
12215	1/4	5/16	7917	---
12213*	5/16	3/16	7817	---
12216	5/16	3/16	7909	---
12208	5/16	3/16(9/16-18)	7912	---
12218*	5/16	1/4	7727	---
12220	5/16	1/4	7829	---
12222*	5/16	5/16	1074	---
12221	5/16	3/8	7915	---
12224	3/8" NPTF	5/16	7771	---
12217	3/8	5/16	7916	---

47W


CARBURETOR TO FUEL LINE ADAPTER - FORD

PART #	FEMALE TUBE OD X MALE NPTF	A	HEX	REF #	APPROX. WT. LBS.	LIST PRICE
12230	1/4"(1/2-20) x 1/8"	1.06	0.56	1513	0.04	---

1513

RESTRICTION PIPE ADAPTER

(.0625 ORIFICE)



PART #	SIZE FIP X MIP	A	HEX	REF #	APPROX. WT. LBS.	LIST PRICE
12310	1/8"	0.75	0.50	1512	0.02	---

1510

Dimension data can change without notice. Please check when dimensions are critical.

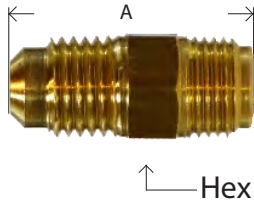
WARNING: This product can expose you to chemicals, including lead, which are known to the State of California to cause cancer and birth defects or other reproductive harm. For more information, visit www.P65Warnings.ca.gov



INVERTED FLARE

BRASS FITTINGS

SAE FLARE X INVERTED FLARE




PART #	SAE FLARE X INV. FLARE	A	HEX	REF #	APPROX. WT. LBS.	LIST PRICE
12250	1/4" x 3/16"	1.03	0.43	1518	0.02	---
12252	1/4" x 1/4"	1.03	0.43	1522	0.03	---
12254	3/8" x 5/16"	1.34	0.63	1553	0.08	---
12256	3/8" x 3/8"	1.37	0.63	1563	0.09	---
12257	3/8" x 7/16"	1.40	0.68	1554	0.10	---

4205

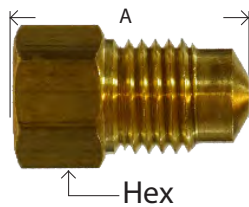
METRIC HYDRAULIC BRAKE FITTINGS

METRIC ADAPTER



PART #	BUBBLE MALE THREAD	TUBE O.D./ FEMALE THREAD	A	HEX	REF #	APPROX. WT. LBS.	LIST PRICE
12335	M10x1.0	3/16"(3/8-24)	1.02	0.50	1442	0.02	---
12326	M11x1.5	3/16"(M10x1.0)	1.06	0.50	7935	0.02	---
12327	M12x1.0	3/16"(M10x1.0)	1.02	0.53	7936	0.04	---
12328	M16x1.5	3/16"(M10x1.0)	1.02	0.56	7937	0.06	---

ADAPTER STANDARD TO METRIC BUBBLE



PART #	FEMALE INV. FLARE SEAT	MALE METRIC BUBBLE FLARE	A	HEX	REF #	APPROX. WT. LBS.	LIST PRICE
12336	3/16" (3/8-24)	11x1.5			7973		---
12337	3/16" (3/8-24)	(3/16") (10x1.25)	1.00	0.50	7970	0.02	---
12339	3/16" (3/8-24)	13x1.5	1.03	0.56	7972	0.04	---
12341	3/16" (3/8-24)	12x1.0	1.02	0.53	7974	0.04	---

FEMALE X MALE ADAPTERS



PART #	FEMALE STANDARD FLARE SEAT	MALE BUBBLE FLARE	MATERIAL	LIST PRICE
12330	3/8-24 (3/16)	7/16-20	Steel	---

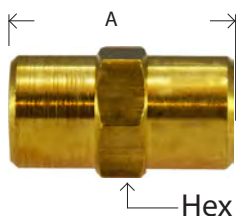


PART #	TUBE OD/ FEMALE THREAD	INVERTED MALE THREAD	REF #	LIST PRICE
12205	3/16 (3/8-24)	M10 x 1.0	1443	---



PART #	FEMALE STANDARD FLARE	INVERTED MALE THREAD	MATERIAL	LIST PRICE
12329	3/8-24 (3/16)	M9 x 1.0	Steel	---


METRIC UNION



PART #	SIZE	A	HEX	REF #	APPROX. WT. LBS.	LIST PRICE
12342	British Brake Lines 3/16 (3/8-24 Bubble)	0.87	0.50	1594	0.03	---
12343	European Brake Lines 3/16"(10.0MM)	1.04	0.56	7975	0.04	---
12344	Japanese Brake Lines 3/16 (M10 x 1.0) Inverted	1.00	0.50	7934A	0.04	---
12345	GM Brake Lines 6mm M12 x 1.0 Bubble	1.11	0.63		0.06	---

COMPRESSION

BRASS FITTINGS

COMPRESSION FITTINGS

These are NOT Lead Free

See Lead Free Section for Lead Free products

Tube O.D.	1/8	3/16	1/4	5/16	3/8	7/16	1/2	5/8	3/4	7/8
Thread Size-B	5/16-24	3/8-24	7/16-24	1/2-24	9/16-24	5/8-24	11/16-20	13/16-18	1-18	1-1/8-18
Working Pressure	400	400	300	300	200	200	200	150	100	75

▪ **Typical Application**

Use with copper, aluminum and thermoplastic tubing. Not recommended for steel tubing. Manufactured for low and medium pressure tubing connection work where excessive vibration or tube movement is not involved. Not recommended for application using gaseous media.

▪ **Pressure**

See table above for working pressures at 73°F.

▪ **Vibration**

Fair resistance - use long nut when greater vibration resistance is needed.

▪ **Temperature Range**

-65°F to +250°F (-53°C to +121°C) range at maximum operating pressures. (Refer to tubing temperature range.)

▪ **Used With**

Aluminum, copper, brass and plastic tubing. Plastic tubing requires insert. Not recommended for steel tubing.

▪ **Tolerance**

+/- .02 on all dimensions. Dimension data can change without notice. Please call us when dimensions are critical.

▪ **Conformance**

Meets specifications and standards of ASA, ASME and SAE.

▪ **Assembly Instructions**

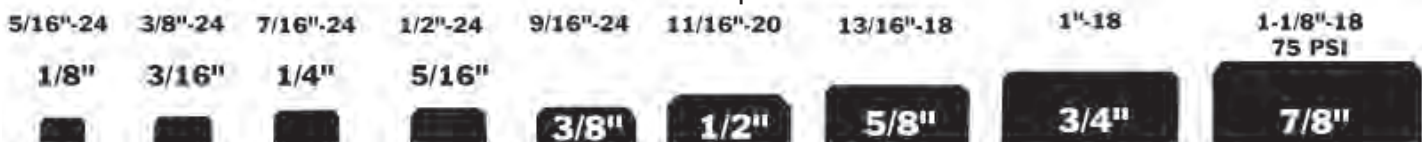
- 1- Cut tubing to desired length.
- 2- Slide nut and then sleeve on tube. Threaded end "A" of nut must face toward fitting.
- 3- Insert tubing into fitting body. Be sure tubing is bottomed on fitting shoulder.
- 4- Lubricate threads and assemble nut to fitting body.
- 5- Tighten nut hand tight. From that point, tighten with a wrench the number of turns indicated in the chart below.

Tube Size	Additional Turns from Hand Tight
1/8" thru 1/4"	1-1/4"
5/16"	1-3/4"
3/8" thru 1"	2-1/4"

▪ **"L" at the end of a Part# means Light Pattern**

-These fittings are completely interchangeable with full pattern fittings, but have been modified in some way. This modification is usually in the length of the pipe threads. Used in plumbing and light industrial applications.

Actual Profile of Compression Threads



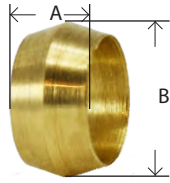
WARNING: This product can expose you to chemicals, including lead, which are known to the State of California to cause cancer and birth defects or other reproductive harm. For more information, visit www.P65Warnings.ca.gov

COMPRESSION

BRASS FITTINGS

BRASS SLEEVE

• FERRULES



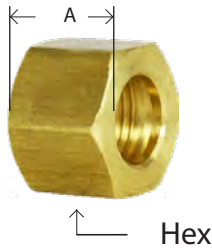
60

SAE# 060115

PART #	SIZE	A	B	APPROX. WT. LBS.	LIST PRICE
18001	1/8"	0.19	0.19	0.01	---
18002	3/16"	0.22	0.27	0.01	---
18003	1/4"	0.25	0.34	0.01	---
18004	5/16"	0.25	0.41	0.01	---
18005	3/8"	0.25	0.47	0.02	---
18006	7/16"	0.31	0.53	0.02	---
18007	1/2"	0.38	0.59	0.02	---
18008	5/8"	0.38	0.71	0.03	---
18009	3/4"	0.44	0.87	0.03	---
18010	7/8"	0.41	0.99	0.03	---
18011	1"	0.55	1.16	0.03	---

60 260

BRASS NUT



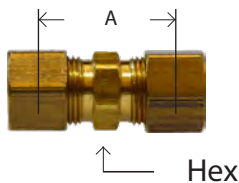
61

SAE# 060110

PART #	SIZE	THREAD	A	HEX	APPROX. WT. LBS.	LIST PRICE
18033	1/8"	5/16-24	0.38	0.37	0.01	---
18034	3/16"	3/8-24	0.41	0.43	0.01	---
18035L	1/4"	7/16-24	0.44	0.50	0.02	---
18035	1/4"	7/16-24	0.44	0.50	0.02	---
18036	5/16"	1/2-24	0.44	0.56	0.02	---
18037L	3/8"	9/16-24	0.47	0.62	0.04	---
18037	3/8"	9/16-24	0.47	0.62	0.04	---
18038	7/16"	5/8-24	0.50	0.68	0.04	---
18039L	1/2"	11/16-20	0.56	0.75	0.04	---
18039	1/2"	11/16-20	0.62	0.81	0.04	---
18040L	5/8"	13/16-18	0.56	0.87	0.06	---
18040	5/8"	13/16-18	0.62	0.94	0.06	---
18041	3/4"	1-18	0.68	1.12	0.08	---
18042	7/8"	1-1/8 - 18	0.62	1.25	0.10	---
18043	1"		0.94	1.38	0.15	---

61 261

UNION



62
262

SAE# 060101BA

PART #	SIZE	A	HEX	APPROX. WT. LBS.	LIST PRICE
18062	1/8"	0.64	0.31	0.03	---
18063	3/16"	0.75	0.37	0.04	---
18064L	1/4"	0.79	0.43	0.06	---
18064	1/4"	0.81	0.43	0.06	---
18065	5/16"	0.88	0.50	0.06	---
18066L	3/8"	0.96	0.56	0.09	---
18066	3/8"	0.98	0.56	0.10	---
18067	7/16"	1.02	0.62	0.12	---
18068L	1/2"	1.06	0.68	0.16	---
18068	1/2"	1.25	0.68	0.16	---
18069L	5/8"	1.43	0.81	0.24	---
18069	5/8"	1.25	0.81	0.26	---
18070	3/4"	1.41	1.00	0.35	---
18071L	7/8"	1.03	1.12	0.34	---
18071	7/8"	1.00	1.12	0.36	---
18072	1"	1.78	1.38	0.58	---

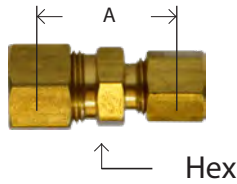
M-62

WARNING: This product can expose you to chemicals, including lead, which are known to the State of California to cause cancer and birth defects or other reproductive harm. For more information, visit www.P65Warnings.ca.gov

BRASS

COMPRESSION

BRASS FITTINGS

REDUCING UNION

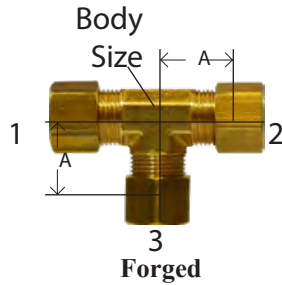
62R

PART #	SIZE	A	HEX	APPROX. WT. LBS.	LIST PRICE
18076	1/4" x 1/8"	0.73	0.44	0.04	---
18077	1/4" x 3/16"	0.78	0.44	0.06	---
18078	5/16" x 1/4"	0.81	0.50	0.06	---
18079	3/8" x 1/4"	0.90	0.56	0.10	---
18080	3/8" x 5/16"	0.94	0.56	0.10	---
18081	1/2" x 3/8"	1.03	0.68	0.12	---
18082	5/8" x 3/8"	1.03	0.81	0.15	---
18083	5/8" x 1/2"	1.16	0.81	0.18	---
18085	7/8" x 3/8"	1.18	1.18	0.26	---
18086	7/8" x 1/2"	1.21	1.18	0.24	---
18084	7/8" x 5/8"	1.23	1.18	0.20	---

62-R

TEE

SAE# 060401

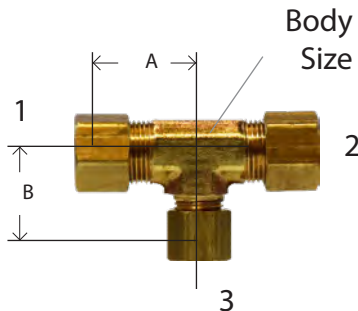


64

PART #	SIZE	A	BODY SIZE	APPROX. WT. LBS.	LIST PRICE
18101	1/8"	0.61	0.37	0.04	---
18101B*	1/8"	0.62	0.33	0.04	---
18102	3/16"	0.59	0.36	0.08	---
18102B*	3/16"	0.60	0.38	0.08	---
18103	1/4"	0.63	0.36	0.10	---
18103B*	1/4"	0.62	0.49	0.10	---
18104	5/16"	0.72	0.50	0.13	---
18104B*	5/16"	0.60	0.50	0.14	---
18105	3/8"	0.75	0.50	0.16	---
18105B*	3/8"	0.73	0.59	0.16	---
18106	1/2"	0.94	0.59	0.22	---
18106B*	1/2"	0.94	0.69	0.24	---
18107	5/8"	1.06	0.69	0.28	---
18108	3/4"	1.22	0.88	0.32	---
18109	7/8"	1.25	0.94	0.34	---

* Barstock

64 264C

FORGED REDUCING TEE

64R

PART #	SIZE 1 X 2 X 3	A	B	BODY SIZE	APPROX. WT. LBS.	LIST PRICE
18114	1/4" x 1/4" x 1/8"	0.62	0.59	0.38	0.09	---
18110	1/4" x 1/4" x 3/8"	0.69	0.75	0.50	0.14	---
18111	3/8" x 1/4" x 1/4"	0.75	0.69	0.50	0.12	---
18115	3/8" x 3/8" x 1/4"	0.75	0.69	0.50	0.14	---
18116	1/2" x 1/2" x 1/4"	0.94	0.81	0.59	0.16	---
18117	1/2" x 1/2" x 3/8"	0.94	0.81	0.59	0.24	---
18118	5/8" x 5/8" x 3/8"	1.06	0.94	0.69	0.28	---
18119	5/8" x 5/8" x 1/2"	1.06	1.06	0.69	0.30	---

64-R

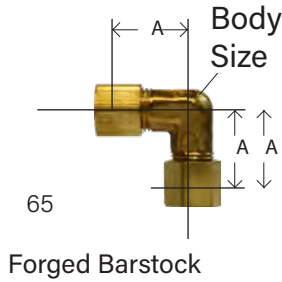
WARNING: This product can expose you to chemicals, including lead, which are known to the State of California to cause cancer and birth defects or other reproductive harm. For more information, visit www.P65Warnings.ca.gov



COMPRESSION

BRASS FITTINGS

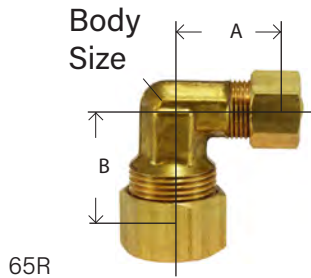
UNION ELBOW SAE# 060201



PART #	SIZE	A	BODY SIZE	APPROX. WT. LBS.	LIST PRICE
18122B*	1/8"	0.62	0.35	0.04	---
18123	3/16"	0.61	0.37	0.06	---
18124	1/4"	0.66	0.38	0.08	---
18125	5/16"	0.69	0.47	0.09	---
18126	3/8"	0.72	0.43	0.12	---
18127	1/2"	0.94	0.59	0.19	---
18128	5/8"	1.06	0.72	0.26	---
18129	3/4"	1.19	0.94	0.48	---
18130	7/8"	1.25	0.94	0.44	---

65 BSE2 165C 265C

REDUCING ELBOW - FORGED

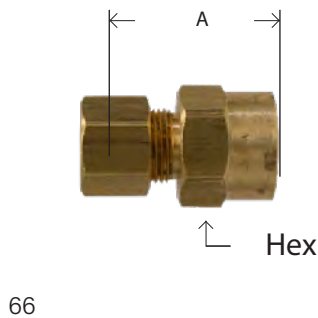


PART #	SIZE	A	B	BODY SIZE	APPROX. WT. LBS.	LIST PRICE
18135	3/8" x 1/4"	0.69	0.75	0.47	0.12	---
18136	1/2" x 3/8"	0.88	0.94	0.59	0.15	---
18137	5/8" x 3/8"	0.88	0.97	0.56	0.18	---

65-R

FEMALE ADAPTER

SAE# 060103



PART #	COMP. X FEMALE NPTF	A	HEX	APPROX. WT. LBS.	LIST PRICE
18142	1/8" x 1/8"	0.75	0.56	0.02	---
18143	3/16" x 1/8"	0.78	0.56	0.04	---
18144	3/16" x 1/4"	0.96	0.68	0.04	---
18145L	1/4" x 1/8"	0.84	0.50	0.05	---
18145	1/4" x 1/8"	0.78	0.56	0.05	---
18146L	1/4" x 1/4"	0.88	0.62	0.09	---
18146	1/4" x 1/4"	1.03	0.68	0.09	---
18148	1/4" x 1/2"	1.02	0.87	0.12	---
18149	5/16" x 1/8"	0.81	0.56	0.05	---
18150	5/16" x 1/4"	0.91	0.62	0.06	---
18152	3/8" x 1/8"	0.88	0.56	0.06	---
18153L	3/8" x 1/4"	0.97	0.62	0.08	---
18153	3/8" x 1/4"	1.06	0.68	0.08	---
18154L	3/8" x 3/8"	1.03	0.75	0.08	---
18154	3/8" x 3/8"	1.06	0.81	0.10	---
18155	3/8" x 1/2"	1.12	1.00	0.08	---
18156	3/8" x 3/4"	1.19	1.16	0.14	---
18157	1/2" x 1/4"	1.09	0.68	0.10	---
18158L	1/2" x 3/8"	0.94	0.81	0.12	---
18158	1/2" x 3/8"	1.12	0.81	0.12	---
18159L	1/2" x 1/2"	1.19	1.00	0.12	---
18159	1/2" x 1/2"	1.31	1.00	0.12	---
18160	1/2" x 3/4"	1.25	1.16	0.18	---
18162L	5/8" x 1/2"	1.20	0.94	0.18	---
18162	5/8" x 1/2"	1.38	1.00	0.18	---
18163	5/8" x 3/4"	1.20	1.12	0.22	---
18164	3/4" x 1/2"	1.25	1.06	0.26	---
18165	3/4" x 3/4"	1.28	1.19	0.28	---
18167	7/8" x 1/2"	1.28	1.19	0.32	---
18166	7/8" x 3/4"	1.31	1.12	0.34	---

• More sizes available

WARNING: This product can expose you to chemicals, including lead, which are known to the State of California to cause cancer and birth defects or other reproductive harm. For more information, visit www.P65Warnings.ca.gov

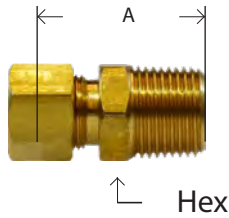
BRASS

COMPRESSION

BRASS FITTINGS

MALE ADAPTER

SAE# 060102



68

PART #	COMP. X MALE NPTF	A	HEX	APPROX. WT. LBS.	LIST PRICE
18175	1/8" x 1/16"	0.78	0.37	0.02	---
18176	1/8" x 1/8"	0.78	0.43	0.04	---
18177	3/16" x 1/8"	0.84	0.43	0.04	---
18178	3/16" x 1/4"	0.94	0.56	0.06	---
18179L	1/4" x 1/8"	0.88	0.56	0.04	---
18179	1/4" x 1/8"	0.88	0.43	0.04	---
18180L	1/4" x 1/4"	0.94	0.56	0.05	---
18180	1/4" x 1/4"	1.06	0.56	0.06	---
18181	1/4" x 3/8"	1.03	0.68	0.08	---
18182	1/4" x 1/2"	1.09	0.81	0.10	---
18183	5/16" x 1/8"	0.91	0.50	0.05	---
18184L	5/16" x 1/4"	1.01	0.56	0.06	---
18184	5/16" x 1/4"	1.09	0.56	0.06	---
18185	5/16" x 3/8"	1.06	0.68	0.07	---
18186	5/16" x 1/2"	1.14	0.87	0.10	---
18187L	3/8" x 1/8"	0.94	0.56	0.06	---
18187	3/8" x 1/8"	0.97	0.56	0.06	---
18188L	3/8" x 1/4"	1.03	0.56	0.06	---
18188	3/8" x 1/4"	1.16	0.56	0.07	---
18189L	3/8" x 3/8"	1.09	0.68	0.08	---
18189	3/8" x 3/8"	1.14	0.69	0.08	---
18190L	3/8" x 1/2"	1.19	0.88	0.12	---
18190	3/8" x 1/2"	1.34	0.87	0.13	---
18191	3/8" x 3/4"	1.29	1.06	0.16	---
18192	7/16" x 1/4"	1.06	0.62	0.10	---
18204	7/16" x 3/8"	1.10	0.68	0.12	---
18193L	1/2" x 1/4"	1.09	0.69	0.11	---
18193	1/2" x 1/4"	1.22	0.68	0.11	---
18194L	1/2" x 3/8"	1.16	0.68	0.12	---
18194	1/2" x 3/8"	1.16	0.69	0.12	---
18195L	1/2" x 1/2"	1.09	0.81	0.12	---
18195	1/2" x 1/2"	1.41	0.87	0.19	---
18196	1/2" x 3/4"	1.38	1.06	0.22	---
18216	5/8" x 1/4"	1.21	0.87	0.22	---
18197	5/8" x 3/8"	1.22	0.87	0.24	---
18198	5/8" x 1/2"	1.12	0.81	0.24	---
18199	5/8" x 3/4"	1.31	1.06	0.26	---
18200	3/4" x 1/2"	1.44	1.00	0.26	---
18201	3/4" x 3/4"	1.50	1.06	0.26	---
18202	7/8" x 1/2"	1.18	1.12	0.26	---
18203	7/8" x 3/4"	1.22	1.12	0.28	---
18205	7/8" x 1"	1.67	1.37	0.32	---
18206	1" x 3/4"	1.95	1.37	0.44	---
18207	1" x 1"	2.00	1.38	0.48	---

68

WARNING: This product can expose you to chemicals, including lead, which are known to the State of California to cause cancer and birth defects or other reproductive harm. For more information, visit www.P65Warnings.ca.gov

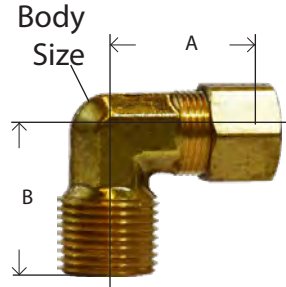


COMPRESSION

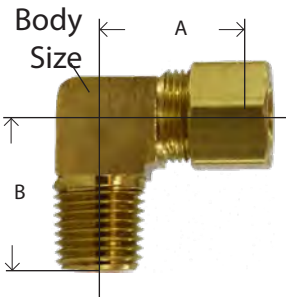
BRASS FITTINGS

MALE ELBOW

SAE# 060202



Forged



Barstock

69

PART #	COMP. X MALE NPTF	A	B	BODY SIZE	APPROX. WT. LBS.	LIST PRICE
18219	1/8" x 1/16"	0.59	0.73	0.34	0.02	---
18220	1/8" x 1/8"	0.59	0.75	0.34	0.02	---
18220B*	1/8" x 1/8"	0.60	0.67	0.43	0.04	---
18221	3/16" x 1/8"	0.63	0.72	0.34	0.04	---
18221B*	3/16" x 1/8"	0.62	0.69	0.43	0.06	---
18223	3/16" x 1/4"	0.60	0.81	0.39	0.05	---
18223B*	3/16" x 1/4"	0.65	0.85	0.41	0.08	---
18224	1/4" x 1/8"	0.60	0.75	0.37	0.06	---
18224B*	1/4" x 1/8"	0.62	0.75	0.43	0.06	---
18225	1/4" x 1/4"	0.65	0.94	0.36	0.08	---
18225B*	1/4" x 1/4"	0.61	0.81	0.56	0.08	---
18226	1/4" x 3/8"	0.75	0.91	0.47	0.08	---
18227	1/4" x 1/2"	0.81	1.13	0.56	0.12	---
18228	5/16" x 1/8"	0.66	0.75	0.47	0.06	---
18228B*	5/16" x 1/8"	0.62	0.75	0.42	0.06	---
18229	5/16" x 1/4"	0.66	0.81	0.47	0.07	---
18229B*	5/16" x 1/4"	0.69	0.84	0.57	0.08	---
18230	5/16" x 3/8"	0.75	0.91	0.47	0.10	---
18231	5/16" x 1/2"	0.84	1.12	0.56	0.12	---
18232	3/8" x 1/8"	0.72	0.66	0.39	0.06	---
18232B*	3/8" x 1/8"	0.69	0.69	0.57	0.06	---
18233	3/8" x 1/4"	0.75	0.82	0.46	0.08	---
18233B*	3/8" x 1/4"	0.75	0.94	0.57	0.08	---
18234	3/8" x 3/8"	0.81	0.94	0.46	0.10	---
18234B*	3/8" x 3/8"	0.71	0.83	0.69	0.10	---
18235	3/8" x 1/2"	0.87	1.12	0.56	0.14	---
18235B*	3/8" x 1/2"	0.88	1.16	0.94	0.14	---
18248	3/8" x 3/4"	1.03	1.19	0.81	0.18	---
18248B*	3/8" x 3/4"	1.03	1.20	0.86	0.16	---
18247	7/16" x 1/4"	0.84	1.00	0.56	0.14	---
18236	1/2" x 1/4"	0.88	0.97	0.56	0.14	---
18236B*	1/2" x 1/4"	0.85	0.94	0.07	0.17	---
18237	1/2" x 3/8"	0.88	1.03	0.56	0.19	---
18237B*	1/2" x 3/8"	0.94	1.12	0.70	0.19	---
18238	1/2" x 1/2"	0.94	1.13	0.59	0.17	---
18238B*	1/2" x 1/2"	0.94	1.31	0.86	0.17	---
18239	1/2" x 3/4"	1.16	1.25	0.81	0.18	---
18240	5/8" x 3/8"	1.06	1.12	0.68	0.18	---
18241	5/8" x 1/2"	1.06	1.16	0.68	0.20	---
18241B*	5/8" x 1/2"	1.06	1.31	0.86	0.20	---
18242	5/8" x 3/4"	1.16	1.31	0.81	0.24	---
18243	3/4" x 1/2"	1.19	1.31	0.94	0.26	---
18245	3/4" x 3/4"	1.19	1.38	0.94	0.30	---
18246	7/8" x 3/4"	1.25	1.38	0.94	0.35	---

* Barstock

69 269C BSE1 169C

Dimension data can change without notice. Please check when dimensions are critical.

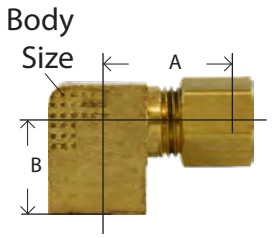
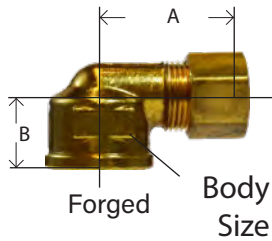
WARNING: This product can expose you to chemicals, including lead, which are known to the State of California to cause cancer and birth defects or other reproductive harm. For more information, visit www.P65Warnings.ca.gov

COMPRESSION

BRASS FITTINGS

FEMALE ELBOW

SAE# 060203



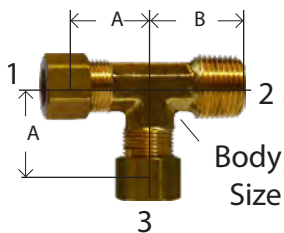
70

PART #	COMP. X FEMALE NPTF	A	B	BODY SIZE	APPROX. WT. LBS.	LIST PRICE
18251	1/8" x 1/8"	0.69	0.56	0.56	0.04	---
18251B*	1/8" x 1/8"	0.69	0.60	0.57	0.06	---
18252	3/16" x 1/8"	0.69	0.47	0.56	0.04	---
18252B*	3/16" x 1/8"	0.60	0.60	0.58	0.07	---
18253	1/4" x 1/8"	0.69	0.47	0.56	0.06	---
18253B*	1/4" x 1/8"	0.69	0.56	0.56	0.06	---
18254	1/4" x 1/4"	0.75	0.50	0.72	0.08	---
18254B*	1/4" x 1/4"	0.72	0.85	0.68	0.13	---
18267	1/4" x 3/8"	0.81	0.58	0.81	0.08	---
18268	1/4" x 1/2"	0.89	0.66	1.00	0.10	---
18255	5/16" x 1/8"	0.72	0.84	0.47	0.08	---
18256	5/16" x 1/4"	0.78	0.50	0.72	0.09	---
18257	3/8" x 1/8"	0.75	0.84	0.47	0.10	---
18258	3/8" x 1/4"	0.84	0.59	0.75	0.10	---
18259	3/8" x 3/8"	0.88	0.58	0.81	0.12	---
18260	3/8" x 1/2"	0.97	0.66	1.00	0.14	---
18250	3/8" x 3/4"	1.09	0.72	1.25	0.18	---
18261	1/2" x 1/4"	1.06	0.70	0.88	0.18	---
18262	1/2" x 3/8"	1.00	0.70	0.88	0.16	---
18263	1/2" x 1/2"	1.03	0.72	1.00	0.20	---
18270	1/2" x 3/4"	1.16	0.72	1.25	0.23	---
18269	5/8" x 3/8"	1.09	0.77	1.00	0.20	---
18264	5/8" x 1/2"	1.09	0.77	1.00	0.22	---
18265	5/8" x 3/4"	1.22	0.77	1.25	0.24	---
18266	3/4" x 1/2"	1.25	1.25	0.94	0.28	---

* Barstock

70 270C BSE3 170C

FORGED MALE RUN TEE



71

PART #	COMP. X MALE NPTF (1&3) X 2	A	B	BODY SIZE	APPROX. WT. LBS.	LIST PRICE
18272	1/8" x 1/8"	0.63	0.69	0.36	0.06	---
18273	3/16" x 1/8"	0.63	0.69	0.36	0.07	---
18273B*	3/16" x 1/8"	0.63	0.69	0.36	0.06	---
18274B*	1/4" x 1/8"	0.63	0.75	0.36	0.07	---
18274	1/4" x 1/8"	0.63	0.75	0.36	0.08	---
18275	1/4" x 1/4"	0.69	0.88	0.44	0.10	---
18276	5/16" x 1/8"	0.72	0.75	0.50	0.10	---
18277	5/16" x 1/4"	0.75	0.88	0.44	0.10	---
18278	3/8" x 1/8"	0.75	0.75	0.50	0.14	---
18279	3/8" x 1/4"	0.79	0.87	0.44	0.18	---
18280	3/8" x 3/8"	0.88	1.00	0.47	0.20	---
18281	1/2" x 3/8"	0.94	1.09	0.59	0.24	---
18282	1/2" x 1/2"	0.97	1.19	0.69	0.26	---
18283	5/8" x 1/2"	1.06	1.31	0.69	0.28	---
18284	3/4" x 1/2"	1.22	1.34	0.88	0.30	---

* Barstock

71 171C BST3

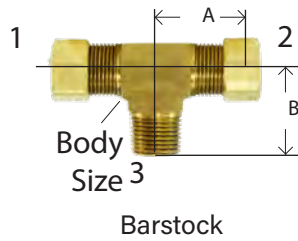
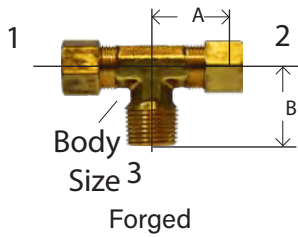
WARNING: This product can expose you to chemicals, including lead, which are known to the State of California to cause cancer and birth defects or other reproductive harm. For more information, visit www.P65Warnings.ca.gov

COMPRESSION

BRASS FITTINGS

MALE BRANCH TEE

SAE# 060425



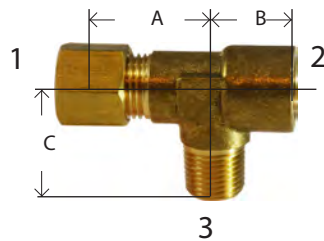
72

PART #	COMP. X MALE NPTF (1&2) X 3	A	B	BODY SIZE	APPROX. WT. LBS.	LIST PRICE
18290	3/16" x 1/8"	0.63	0.69	0.36	0.08	---
18291	1/4" x 1/8"	0.62	0.75	0.36	0.10	---
18291B*	1/4" x 1/8"	0.64	0.73	0.45	0.10	---
18292	1/4" x 1/4"	0.69	0.86	0.44	0.10	---
18293	5/16" x 1/8"	0.72	0.75	0.50	0.11	---
18294	5/16" x 1/4"	0.75	0.88	0.44	0.12	---
18295	3/8" x 1/8"	0.75	0.75	0.50	0.14	---
18296	3/8" x 1/4"	0.78	0.88	0.44	0.16	---
18297	3/8" x 3/8"	0.78	0.97	0.47	0.18	---
18298	3/8" x 1/2"	0.88	1.22	0.69	0.20	---
18304	1/2" x 1/4"	0.94	0.97	0.59	0.22	---
18299B*	1/2" x 3/8"	0.96	1.09	0.70	0.24	---
18299	1/2" x 3/8"	0.94	1.12	0.59	0.24	---
18300	1/2" x 1/2"	0.97	1.19	0.69	0.30	---
18301	5/8" x 1/2"	1.06	1.31	0.69	0.32	---
18302	3/4" x 1/2"	1.22	1.34	0.88	0.50	---
18303	3/4" x 3/4"	1.25	1.50	0.88	0.54	---

* Barstock

72 BST1 172C

FORGED TEE

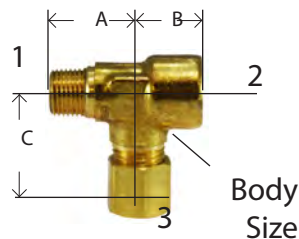


75

PART #	COMP. X FEMALE NPTF X MALE NPTF 1X(2&3)	A	B	C	APPROX. WT. LBS.	LIST PRICE
18307	1/4" x 1/8"	0.72	0.53	0.72	0.20	---

BST3

ADAPTER TEE



76

PART #	MALE NPTF X FEMALE NPTF X COMP. (1&2)X3	A	B	C	BODY SIZE	APPROX. WT. LBS.	LIST PRICE
18314	1/8" x 1/4"	0.72	0.53	0.72	0.47	0.08	---
18316	1/4" x 3/8"	0.84	0.97	0.81	0.47	0.10	---

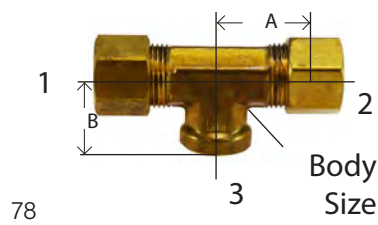
76 176C

WARNING: This product can expose you to chemicals, including lead, which are known to the State of California to cause cancer and birth defects or other reproductive harm. For more information, visit www.P65Warnings.ca.gov

BRASS

COMPRESSION

BRASS FITTINGS

FEMALE BRANCH FORGED TEE

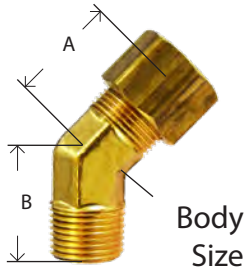
78

PART #	COMP. X FEMALE NPTF (1&2)X3	A	B	BODY SIZE	APPROX. WT. LBS.	LIST PRICE
18321	1/4" x 1/8"	0.78	0.75	0.45	0.10	---
18328	1/4" x 1/4"	0.78	0.75	0.44	0.12	---
18325	3/8" x 1/8"	0.75	0.63	0.50	0.12	---
18322	3/8" x 1/4"	0.81	0.97	0.47	0.14	---
18323	3/8" x 3/8"	0.97	0.69	1.05	0.16	---
18326	1/2" x 1/8"	0.94	0.75	0.59	0.20	---
18324	1/2" x 3/8"	1.00	0.72	0.88	0.22	---
18327	5/8" x 1/8"	1.06	0.81	0.69	0.26	---

78 BST4 77 177C 2908

45° ELBOW

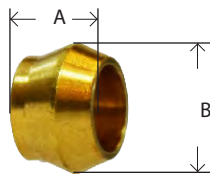
SAE# 060302



6945

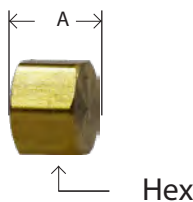
PART #	COMP. X MALE NPTF	A	B	BODY SIZE	APPROX. WT. LBS.	LIST PRICE
18329	3/16" x 1/8"	0.40	0.63	0.41	0.04	---
18330	1/4" x 1/8"	0.40	0.61	0.41	0.04	---
18336	1/4" x 1/4"	0.59	0.84	0.53	0.06	---
18331	5/16" x 1/8"	0.59	0.65	0.53	0.06	---
18332	5/16" x 1/4"	0.59	0.83	0.53	0.08	---
18333	3/8" x 1/4"	0.62	0.83	0.53	0.08	---
18338	3/8" x 3/8"	0.75	0.95	0.59	0.10	---
18334	1/2" x 3/8"	0.75	0.88	0.59	0.14	---
18339	1/2" x 1/2"	0.94	1.14	0.75	0.14	---
18335	5/8" x 1/2"	0.78	1.14	0.78	0.14	---

6945 45BSE1 74 179C 273 77

COMPRESSION PLUG60CP
60CSP

PART #	SIZE	A	B	APPROX. WT. LBS.	LIST PRICE
18028	1/4"	0.30	0.34	0.01	---
18029	3/8"	0.31	0.47	0.04	---
18032	5/16"	0.40	0.40	0.01	---
18030	1/2"	0.34	0.59	0.06	---
18031	5/8"	0.45	0.72	0.04	---

CSP

CAP61CC
61CX

PART #	SIZE	A	HEX	APPROX. WT. LBS.	LIST PRICE
18047	1/4"	0.44	0.50	0.02	---
18048	3/8"	0.40	0.62	0.04	---
18049	1/2"	0.48	0.75	0.06	---
18050	5/8"	0.56	0.94	0.10	---

61-CC N5CT

WARNING: This product can expose you to chemicals, including lead, which are known to the State of California to cause cancer and birth defects or other reproductive harm. For more information, visit www.P65Warnings.ca.gov

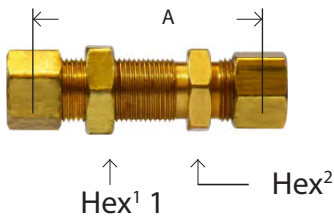


COMPRESSION

BRASS FITTINGS

BULKHEAD UNIONS

SAE# 060101

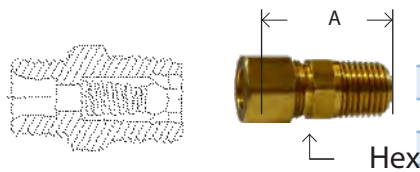


62BH

PART #	SIZE	A	HEX 1	HEX 2	APPROX. WT. LBS.	LIST PRICE
18088	1/4"	1.58	0.56	0.56	0.10	---
18090	3/8"	1.76	0.68	0.68	0.14	---
18093	5/8"	2.01	1.000	0.94	0.32	---

62BH 75 274

BALL CHECK VALVE - MIN. WORKING PRESSURE 3 PSI.




63

PART #	TUBE OD X MALE NPTF	A	HEX	APPROX. WT. LBS.	LIST PRICE
18092	1/8" x 1/8"	0.78	0.44	0.04	---
18094	1/4" x 1/8"	0.88	0.44	0.04	---
18096	3/8" x 1/4"	1.16	0.56	0.08	---

63 263 63A

TANK ADAPTER DRILLED THRU (NO STOP)



68T

PART #	COMP. X MALE NPTF	A	HEX	APPROX. WT. LBS.	LIST PRICE
18208	1/4" x 1/8"	0.88	0.43	0.04	---
18209	1/4" x 1/4"	0.99	0.56	0.05	---
18210	3/8" x 1/4"	1.16	0.56	0.05	---
18211	3/8" x 3/8"	1.09	0.68	0.08	---
18212	3/8" x 1/2"	1.19	0.87	0.10	---
18213	1/2" x 3/8"	1.22	0.68	0.12	---
18214	1/2" x 1/2"	1.09	0.81	0.14	---
18215	5/8" x 1/2"	1.12	0.81	0.18	---

68-T 682C 80F

DOUBLE COMPRESSION

BRASS FITTINGS

DOUBLE COMPRESSION THREADED SLEEVE FITTINGS

▪ Use with aluminum and copper tubing or plastic tubing with internal tube support. Not recommended for steel tubing.

▪ Easy to assemble, no flaring, two piece construction.


▪ For use on oil, air, water and grease lubrication systems.

▪ When design makes a dimension critical, contact us for information.

Tube OD	1/8	3/16	1/4	5/16	3/8
Thread	5/16-24	3/8-24	7/16-24	1/2-20	9/16-20
Working Pressure	500	500	500	250	250


NUT

181



PART #	SIZE	A	HEX	APPROX. WT. LBS.	LIST PRICE
16001	1/8"	0.50	0.37	0.02	---
16002	3/16"	0.53	0.43	0.02	---
16003	1/4"	0.56	0.50	0.04	---
16004	5/16"	0.61	0.56	0.04	---
16005	3/8"	0.61	0.62	0.04	---
16006	1/2"	0.90	0.69	0.05	---
16007	5/8"	1.07	0.88	0.06	---

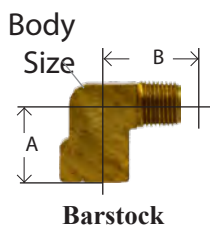
181 6100 11

MALE ADAPTER188
26200

PART #	THRD SLEEVE X MALE NPTF	A	HEX	APPROX. WT. LBS.	LIST PRICE
16117	1/8" x *	0.62	0.43	0.02	---
16118	1/8" x 1/8"	0.62	0.43	0.02	---
16119	3/16" x 1/8"	0.69	0.43	0.02	---
16121	1/4" x 1/8"	0.75	0.50	0.04	---
16120	1/4" x 1/4"	1.06	0.56	0.05	---
16122	5/16" x 1/8"	0.89	0.56	0.04	---
16125	5/16" x 1/4"	1.09	0.56	0.05	---
16123	3/8" x 1/4"	0.84	0.62	0.06	---

* 1/4 - 28 Male Thread Tapered.

188 6200 12

90° ELBOW189
26400


PART #	THRD SLEEVE X MALE NPTF	A	B	BODY SIZE	APPROX. WT. LBS.	LIST PRICE
16127	1/8" x *	0.50	0.52	0.41	0.02	---
16128	1/8" x 1/8"	0.50	0.66	0.43	0.02	---
16129	3/16" x 1/8"	0.56	0.62	0.44	0.02	---
16130	1/4" x 1/8"	0.52	0.62	0.50	0.04	---
16131	5/16" x 1/8"	0.75	0.81	0.56	0.09	---
16133	3/8" x 1/4"	0.88	1.00	0.56	0.13	---

* 1/4 - 28 Male Thread Tapered

189 6400 15

BREAK-AWAY NUT

▪ 1-Piece Fiting

181SP
21604

PART #	SIZE	A	HEX	APPROX. WT. LBS.	LIST PRICE
16009	1/8"	0.66	0.31	0.02	---
16090	3/16"	0.57	0.37	0.02	---
16010	1/4"	0.62	0.43	0.02	---
16011	5/16"	0.77	0.50	0.04	---
16012	3/8"	0.84	0.56	0.04	---

181-BA 21604 99LB 81LB

WARNING: This product can expose you to chemicals, including lead, which are known to the State of California to cause cancer and birth defects or other reproductive harm. For more information, visit www.P65Warnings.ca.gov



SPLIT SLEEVE FITTINGS

BRASS FITTINGS

BRASS SPLIT SLEEVE D.O.T. FITTINGS (5/32 O.D.)

TRANSMISSION BRASS FITTINGS

APPLICATIONS: Used with SAE J844 Type A nylon tube in pressure protected air transmission applications.
 TECHNICAL DATA: Maximum working pressure up to 150 PSI. Fittings will withstand variations from -40°F to +220°F (-40°C to + 104°C)

Ideally suited for use in passive protected air transmission applications. A specially designed slotted sleeve helps eliminate notch stress related to over torque. **25 prefix parts do not have a stake, use 38 part # with white sealant only.**

COLLET



PART #	TUBE O.D.	LIST PRICE
38711	5/32"	---
25001	1/8"	---
25002	3/16"	---
25003	1/4"	---

1460 90791 280 90946

NUT



PART #	TUBE O.D.	LIST PRICE
38732	5/32"	---
25033	1/8"	---

1461 90790 281 90885

DOUBLE END UNION



PART #	TUBE O.D.	LIST PRICE
38761	5/32"	---
25062	1/8"	---
25064	1/4"	----

1462 90792 283 90891

CONNECTOR WITH NUT AND SLEEVE



PART #	TUBE O.D.	PIPE THREAD	LIST PRICE
38769	5/32"	1/16"	---
38770	5/32"	1/8"	---
25175	1/8"	1/16"	---
25176	1/8"	1/8"	---
25177	3/16"	1/8"	----
25179	1/4"	1/8"	----

• Shipped with nut and split sleeve, picture shows insert 1468 90794 282 90985

ELBOW




PART #	TUBE O.D.	PIPE THREAD	LIST PRICE
38715	5/32"	1/16"	---
38718	5/32"	1/8"	---
25220	1/8"	1/8"	---
25219	1/8"	1/16"	---
25221	3/16"	1/8"	---
25224	1/4"	1/8"	---

284

SPECIAL COMPRESSION ASSEMBLIES**BRASS FITTINGS**

To purchase special compression assemblies, delete the 18 prefix on part# and add the prefix of the type of special assembly you desire. Pricing and availability upon request.

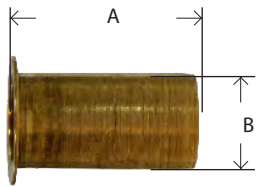
- 22 - Plastic sleeve (inserts should be ordered separately)
- 24 - Long nut compression
- 26 - Captive sleeve (parts listed on following pages)
- 27 - Self align sleeve

DELRIN SLEEVE

60P

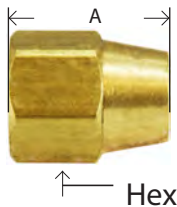
PART #	SIZE	A	B	APPROX. WT. LBS.	LIST PRICE
18015	1/4"	0.19	0.37	0.01	---
18016	5/16"	0.19	0.43	0.01	---
18017	3/8"	0.19	0.50	0.02	---
18018	1/2"	0.25	0.63	0.02	---
18019	5/8"	0.22	0.74	0.02	---

60-P

BRASS INSERT**• SLEEVE**61P
63P

PART #	SIZE	A	B	APPROX. WT. LBS.	WALL	LIST PRICE
22008	1/8"	0.46	0.080	0.01	.016	---
22008A	1/8"	0.465	0.073	0.01	.023	---
22009	3/16"	0.45	0.135	0.01	.025	---
22009A	3/16"	0.52	0.095	0.01	.040	---
22010	1/4"	0.50	0.163	0.02	.04	---
22010A	1/4"	0.59	0.125	0.02	.04	---
22010B	1/4"	0.53	0.172	0.02	.03	---
22011A	5/16"	0.50	0.232	0.02	.04	---
22011	5/16"	0.53	0.187	0.02	.062	---
22012	3/8"	0.56	0.250	0.03	.062	---
22013	1/2"	0.72	0.370	0.03	.062	---
22014	5/8"	0.72	0.483	0.03	.062	---
22015	3/4"	1.03	0.563	0.03	.03	---

63-BI 60AE 2030 63PT

LONG NUT COMPRESSION - CAN BE ASSEMBLED ON ANY COMPRESSION FITTING

161


PART #	SIZE	A	HEX	APPROX. WT. LBS.	LIST PRICE
10013	1/8"	0.50	0.37	0.01	---
24002	3/16"	0.62	0.43	0.01	---
24003	1/4"	0.75	0.50	0.02	---
24004	5/16"	0.84	0.56	0.02	---
24005	3/8"	0.97	0.62	0.04	---
24006	1/2"	1.06	0.81	0.06	---
24007	5/8"	1.19	0.94	0.11	---

161

SELF-ALIGN SLEEVES

PART #	SIZE	LIST PRICE
27001	1/8"	---
27002	3/16"	---
27003	1/4"	---

860 601



PART #	SIZE	LIST PRICE
27005	3/8"	---
27006	1/2"	---

860

• More sizes available

Fax 1-800-877-5391

Sales@MidlandIndustries.com

CAPTIVE SLEEVE COMPRESSION

BRASS FITTINGS

CAPTIVE SLEEVE NUT

61SA
61CS



PART #	SIZE	LIST PRICE
26001	1/8"	---
26002	3/16"	---
26003	1/4"	---
26004	5/16"	---
26005	3/8"	---
26007	1/2"	---

CS61 61CA

62SA

UNION



PART #	SIZE	LIST PRICE
26062	1/8"	---
26063	3/16"	---
26064	1/4"	---
26065	5/16"	---
26066	3/8"	---
26079	3/8" x 1/4"	---
26068	1/2"	---

CS62 62CA

64SA

TEE



PART #	SIZE	LIST PRICE
26102	3/16"	---
26103	1/4"	---

CS64 164CA

FEMALE ADAPTER

66SA



PART #	COMP. X FEMALE NPTF	LIST PRICE
26142	1/8" x 1/8"	---
26145	1/4" x 1/8"	---
26146	1/4" x 1/4"	---
26153	3/8" x 1/4"	---

CS66 66CA

MALE ADAPTER

68SA



PART #	COMP. X MALE NPTF	LIST PRICE
26175	1/8" x 1/16"	---
26176	1/8" x 1/8"	---
26177	3/16" x 1/8"	---
26178	3/16" x 1/4"	---
26179	1/4" x 1/8"	---
26180	1/4" x 1/4"	---
26180L	1/4" x 1/4"	---
26181	1/4" x 3/8"	---
26182	1/4" x 1/2"	---
26183	5/16" x 1/8"	---
26184	5/16" x 1/4"	---
26188	3/8" x 1/4"	---
26189	3/8" x 3/8"	---
26190	3/8" x 1/2"	---
26193	1/2" x 1/4"	---
26194	1/2" x 3/8"	---
26195	1/2" x 1/2"	---
26198	5/8" x 1/2"	---

CS68 68CA

MALE ELBOW



69SA

PART #	COMP. X MALE NPTF	LIST PRICE
26220	1/8" x 1/8"	---
26220B	1/8" x 1/8"	---
26221B	3/16" x 1/8"	---
26221	3/16" x 1/8"	---
26224B	1/4" x 1/8"	---
26224	1/4" x 1/8"	---
26223	3/16" x 1/4"	---
26225	1/4" x 1/4"	---
26225B	1/4" x 1/4"	---
26226	1/4" x 3/8"	---
26228	5/16" x 1/8"	---
26229	5/16" x 1/4"	---
26232	3/8" x 1/8"	---
26233	3/8" x 1/4"	---
26233B	3/8" x 1/4"	---
26234	3/8" x 3/8"	---
26235	3/8" x 1/2"	---
26237	1/2" x 3/8"	---
26238	1/2" x 1/2"	---

CS69 169CA

MALE BRANCH TEE

72SA



PART #	COMP. X MALE NPTF (1&2) X 3	LIST PRICE
26291	1/4" x 1/8"	---
26292	1/4" x 1/4"	---
26293	5/16" x 1/8"	---
26296	3/8" x 1/4"	---

CS72 172CA

CAPTIVE SLEEVE X MALE PIPE ANGLE NEEDLE VALVE



PART #	COMP X MALE PIPE	LIST PRICE
26011	1/4" x 1/8"	---
26014	5/16" x 1/4"	---

CAPTIVE SLEEVE X CAPTIVE SLEEVE NEEDLE VALVE



PART #	COMP X COMP	LIST PRICE
26021	1/4"	---
26023	3/8"	---

Interchangeable with compress-align fittings.

These are NOT Lead Free Lead Free products available upon request

- More sizes available
- Lead Free - add LF to part #

WARNING: This product can expose you to chemicals, including lead, which are known to the State of California to cause cancer and birth defects or other reproductive harm. For more information, visit www.P65Warnings.ca.gov

BRASS

FLARELESS BRASS FITTINGS

Flareless FITTINGS

Flareless Brass Tube Fittings are Interchangeable with Poly-Flo®, Poly-Tite® and Poly-Line® and Poly-Fit®



Built-in SS
Tube Support

Tube O.D.	1/8	3/16	1/4	5/16	3/8	1/2
Thread Size-B	5/16-24	3/8-24	3/8-24	7/16-24	1/2-24	11/16-20

•Typical Application

Pneumatic instrumentation circuits, lubricant and cooling lines.

•Working Pressure and Temperature Ranges

Up to 150 PSI from 0°F to + 150°F with thermoplastic tubing. Up to 300 PSI from 0°F to + 175°F with soft metal tubing.

•Maximum allowable metal tube wall thickness for use with Poly-Tite fittings:

1/8", 3/16" O.D. --no limitation,
1/4" O.D.--.035 5/16", 3/8", 1/2" O.D.--.049

•Vibration

Excellent Resistance.

•Temperature Range

Depends on tubing used. -65°F to +250°F (-53°C to +121°C) with brass sleeve, -40°F to +150°F (-40°C to +66°C) with plastic sleeve. (Refer to tubing temperature range.)

•Used With

Aluminum & copper tubing. Hard plastic tubing requires brass sleeve. Not recommended for steel tubing.

• Tolerance

+/- .02 on all dimensions. Dimension data can change without notice. Please call us when dimen-

sions are critical.

•Advantages

No flaring of tubing required. Easy installation, captive sleeve, pre-assembled for installation and can be reassembled. Nuts rotate around the sleeve during tightening, preventing twisting of tubing.

•Assembly Instructions

- 1- Cut tubing to desired length.
- 2- Slide nut/sleeve assembly on tube. Threaded end "A" of nut must face toward fitting.
- 3- Bottom tubing into fitting.
- 4- Plastic sleeve - Tighten nut hand tight.
Brass Sleeve - Tighten nut hand tight, then an additional 3/4 turn.

* Note: 1/8 and 3/16 sizes have brass sleeves

WARNING: This product can expose you to chemicals, including lead, which are known to the State of California to cause cancer and birth defects or other reproductive harm. For more information, visit www.P65Warnings.ca.gov

FLARELESS

BRASS FITTINGS

NUT AND PLASTIC SLEEVE ASSEMBLY




MP61P
261PF

261PF 1261 61PN

PART #	TUBE O.D.	THREAD	A	HEX (DIA.)	APPROX. WT. LBS.	LIST PRICE
20211	1/4"	3/8-24	0.34	0.43	0.02	---
20212	5/16"	7/16-24	0.45	0.50	0.02	---
20213	3/8"	1/2-24	0.38	0.56	0.04	---
20214	1/2"	11/16-20	0.42	0.81	0.04	---

UNION




MP62
262PF

262PF 1262 62P 262P

PART #	TUBE O.D.	A	HEX	APPROX. WT. LBS.	LIST PRICE
20240	1/8"	0.66	0.31	0.02	---
20241	3/16"	0.75	0.37	0.04	---
20242	1/4"	0.69	0.37	0.04	---
20243	5/16"	0.69	0.44	0.04	---
20244	3/8"	0.72	0.50	0.10	---
20200	3/8" x 1/4"	0.72	0.50	0.08	---
20245	1/2"	0.84	0.69	0.14	---

BULKHEAD UNION

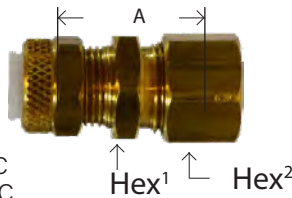


MP82
282PF

62PBH 329P 282P

PART #	TUBE O.D.	A	HEX	APPROX. WT. LBS.	LIST PRICE
20337	1/4"	1.25	0.56	0.06	---
20338	5/16"	1.25	0.62	0.08	---
20339	3/8"	1.31	0.69	0.10	---

UNION TUBE #M62C - FLARELESS X STANDARD COMPRESSION




MP62C
262PFC

262S 62PCA 262PC

PART #	TUBE O.D.	A	HEX 1	HEX 2	APPROX. WT. LBS.	LIST PRICE
20235	1/4"	0.75	0.44	0.50	0.04	---
20237	3/8"	0.84	0.62	0.62	0.08	---

BULKHEAD UNION - FLARELESS X COMPRESSION



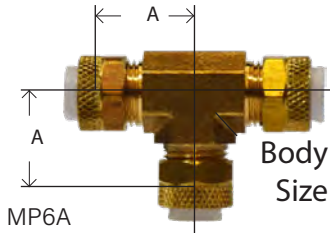
MP827
282PFC

1274

PART #	TUBE O.D.	A	HEX	APPROX. WT. LBS.	LIST PRICE
20333	1/4"	1.31	0.56	0.07	---
20334	3/8"	1.44	0.69	0.12	---

FLARELESS

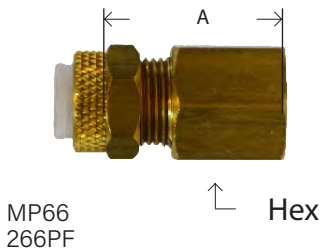
BRASS FITTINGS

UNION TEE

PART #	TUBE O.D.	A	BODY SIZE	APPROX. WT. LBS.	LIST PRICE
20248	1/8"	0.62	0.31	0.02	---
20249	3/16"	0.62	0.31	0.04	---
20250	1/4"	0.73	0.44	0.06	---
20251	5/16"	0.62	0.37	0.08	---
20252	3/8"	0.86	0.56	0.08	---
20330*	3/8" x 1/4"	0.72	0.44	0.08	---
20253	1/2"	0.81	0.62	0.24	---


* Reducing Branch

1264 164P 264P

FEMALE CONNECTOR

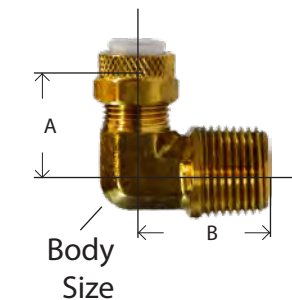
PART #	TUBE O.D. X FEMALE NPTF	A	HEX	APPROX. WT. LBS.	LIST PRICE
20256	1/8" x 1/8"	0.75	0.56	0.03	---
20257	3/16" x 1/8"	0.78	0.56	0.05	---
20259	1/4" x 1/8"	0.76	0.50	0.04	---
20260	1/4" x 1/4"	1.08	0.62	0.05	---
20261	5/16" x 1/8"	0.75	0.50	0.03	---
20265	3/8" x 1/8"	0.77	0.56	0.05	---
20262	3/8" x 1/4"	0.94	0.62	0.05	---
20263	1/2" x 3/8"	1.00	0.81	0.12	---

1266 66P 266P

MALE CONNECTOR

PART #	TUBE O.D. X MALE NPTF	A	HEX	APPROX. WT. LBS.	LIST PRICE
20268	1/8" x 1/8"	0.80	0.34	0.04	---
20269	3/16" x 1/8"	0.86	0.44	0.04	---
20270	1/4" x 10/32"				
20271	1/4" x 1/8"	0.82	0.44	0.03	---
20272	1/4" x 1/4"	1.00	0.56	0.05	---
20273	1/4" x 3/8"	1.03	0.69	0.08	---
20274	5/16" x 1/8"	0.81	0.44	0.04	---
20275	5/16" x 1/4"	1.00	0.56	0.05	---
20276	3/8" x 1/8"	1.00	0.56	0.06	---
20277	3/8" x 1/4"	1.03	0.56	0.08	---
20278	3/8" x 3/8"	1.03	0.69	0.10	---
20279	1/2" x 3/8"	1.09	0.69	0.16	---
20282	1/2" x 1/2"	1.33	0.88	0.18	---

1268 68P 268P

MALE ELBOW

PART #	TUBE O.D. X MALE NPTF	A	B	BODY SIZE	APPROX. WT. LBS.	LIST PRICE
20287	1/8" x 1/8"	0.62	0.69	0.31	0.02	---
20288	3/16" x 1/8"	0.62	0.69	0.37	0.04	---
20289*	1/4" x 1/8"	0.53	0.73	0.50	0.04	---
20290	1/4" x 1/4"	0.66	0.94	0.37	0.06	---
20291	1/4" x 3/8"	0.75	1.03	0.50	0.10	---
20292	5/16" x 1/8"	0.62	0.75	0.41	0.04	---
20293	3/8" x 1/8"	0.79	0.73	0.37	0.08	---
20294	3/8" x 1/4"	0.72	0.94	0.44	0.10	---
20295	3/8" x 3/8"	0.78	1.03	0.50	0.14	---
20296	1/2" x 3/8"	1.09	1.10	0.73	0.16	---

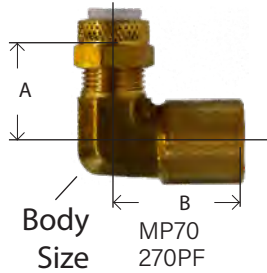
* Barstock

1269 169P 269P

WARNING: This product can expose you to chemicals, including lead, which are known to the State of California to cause cancer and birth defects or other reproductive harm. For more information, visit www.P65Warnings.ca.gov

FLARELESS BRASS FITTINGS

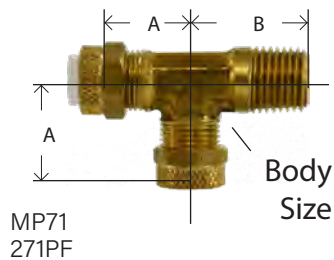
FEMALE ELBOW



PART #	TUBE O.D. X FEMALE NPTF	A	B	BODY SIZE	APPROX. WT. LBS.	LIST PRICE
20300	1/8" x 1/8"	0.69	0.55	0.56	0.02	---
20301	3/16" x 1/8"	0.72	0.55	0.56	0.02	---
20302	1/4" x 1/8"	0.62	0.75	0.37	0.08	---
20303	1/4" x 1/4"	0.72	0.88	0.50	0.10	---
20304	3/8" x 1/4"	0.72	0.88	0.50	0.12	---
20305	1/2" x 3/8"	0.91	0.94	0.63	0.16	---

1270 170P

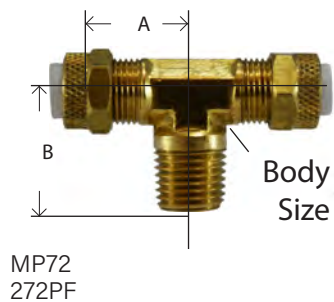
MALE RUN TEE



PART #	TUBE O.D. X MALE NPTF	A	B	BODY SIZE	APPROX. WT. LBS.	LIST PRICE
20308	1/8" x 1/8"	0.62	0.69	0.31	0.04	---
20309	3/16" x 1/8"	0.62	0.69	0.31	0.04	---
20310	1/4" x 1/8"	0.62	0.75	0.37	0.08	---
20311	1/4" x 1/4"	0.66	0.94	0.37	0.10	---
20312	5/16" x 1/8"	0.62	0.75	0.37	0.08	---
20313	3/8" x 1/4"	0.66	0.94	0.44	0.10	---
20314	1/2" x 3/8"	0.81	1.06	0.63	0.16	---

1271 171P

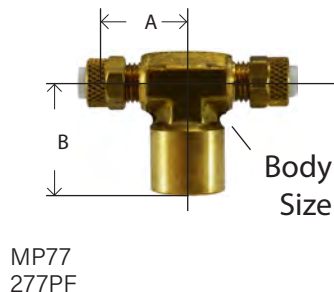
MALE BRANCH TEE



PART #	TUBE O.D. X MALE NPTF	A	B	BODY SIZE	APPROX. WT. LBS.	LIST PRICE
20317	1/8" x 1/8"	0.63	0.69	0.31	0.04	---
20318	3/16" x 1/8"	0.63	0.69	0.31	0.04	---
20319	1/4" x 1/8"	0.63	0.75	0.37	0.07	---
20320	1/4" x 1/4"	0.66	0.94	0.37	0.09	---
20321	5/16" x 1/8"	0.63	0.75	0.37	0.10	---
20322	3/8" x 1/8"	0.63	0.75	0.44	0.08	---
20323	3/8" x 1/4"	0.66	0.94	0.44	0.11	---
20324	1/2" x 3/8"	0.81	1.06	0.63	0.21	---

1272 172P 272P

FEMALE BRANCH TEE



PART #	TUBE O.D. X FEMALE NPTF	A	B	BODY SIZE	APPROX. WT. LBS.	LIST PRICE
20327	1/4" x 1/8"	0.66	0.94	0.37	0.12	---
20328	1/4" x 1/4"	0.84	1.16	0.56	0.16	---

1277 177P 277P

Dimension data can change without notice. Please check when dimensions are critical.

WARNING: This product can expose you to chemicals, including lead, which are known to the State of California to cause cancer and birth defects or other reproductive harm. For more information, visit www.P65Warnings.ca.gov

BRASS

FLARELESS

BRASS FITTINGS

UNIVERSAL NUT AND BRASS SLEEVE ASSEMBLY

MP61B
261PFB

PART #	TUBE O.D.	THREAD	A	HEX	APPROX. WT. LBS.	LIST PRICE
20227	1/8"	5/16-24	0.37	0.37	0.02	---
20228	3/16"	3/8-24	0.41	0.44	0.02	---
20229	1/4"	3/8-24	0.34	0.43	0.02	---
20230	5/16"	7/16-24	0.34	0.50	0.02	---
20231	3/8"	1/2-24	0.37	0.56	0.04	---
20232	1/2"	11/16-20	0.42	0.81	0.04	---

261PFB 1261B 61PB 261UB


NUT

MP61
261PFN

PART #	TUBE O.D.	THREAD	A	HEX (DIA.)	APPROX. WT. LBS.	LIST PRICE
20218	1/8"	5/16-24	0.37	0.37	0.01	---
20219	3/16"	3/8-24	0.41	0.44	0.01	---
20220	1/4"	3/8-24	0.34	0.44	0.02	---
20221	5/16"	7/16-24	0.34	0.50	0.02	---
20222	3/8"	1/2-24	0.38	0.56	0.04	---
20223	1/2"	11/16-20	0.42	0.81	0.06	---

61PN 1261 261FPN

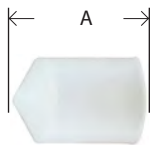
PLASTIC SLEEVE

MP60
260PF

PART #	TUBE O.D.	A	B	APPROX. WT. LBS.	LIST PRICE
20205	1/4"	0.34	0.26	0.01	---
20206	5/16"	0.39	0.32	0.01	---
20207	3/8"	0.41	0.38	0.01	---
20208	1/2"	0.44	0.51	0.01	---

260FF 1260 60P 260P

PLASTIC CAP

MP59
269PF

PART #	TUBE O.D.	A	APPROX. WT. LBS.	LIST PRICE
20201	1/4"	0.50	0.01	---
20203	3/8"	0.56	0.01	---
20204	1/2"	0.59	0.01	---

1229 59P 259P

Dimension data can change without notice. Please check when dimensions are critical.

WARNING: This product can expose you to chemicals, including lead, which are known to the State of California to cause cancer and birth defects or other reproductive harm. For more information, visit www.P65Warnings.ca.gov



BRASS PUSH-IN FITTINGS

BRASS FITTINGS

PUSH-IN/ PUSH-TO-CONNECT FITTINGS

BRASS PUSH-IN



NICKEL PLATED BRASS PUSH-IN



BALL VALVES FOR N/P PUSH-IN



METRIC N/P BRASS PUSH-IN



COMPOSITE BODY PUSH-IN



COMPOSITE BODY METRIC PUSH-IN



FDA PLASTIC PUSH-IN



DOT BRASS PUSH-IN



DOT COMPOSITE PUSH-IN



WARNING: This product can expose you to chemicals, including lead, which are known to the State of California to cause cancer and birth defects or other reproductive harm. For more information, visit www.P65Warnings.ca.gov

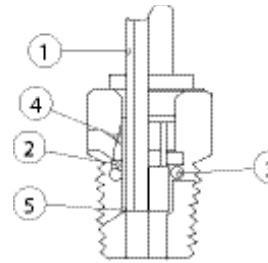
BRASS

BRASS PUSH-IN FITTINGS

BRASS FITTINGS

BRASS PUSH-IN FITTINGS**ENGINEERING AND DESIGN**

- **QUICK CONNECT**, simply push tubing in, no tools. Saves up to 75% of assembly time of standard compression fittings.
- **QUICK DISCONNECT**, hold two fingers on insert and pull tubing out, no tools required.
- **REUSEABLE**, connect and disconnect numerous times.
- **FULL FLOW DESIGN**, provides up to 60% more flow area than conventional fittings with internal tube supports.
- **POSITIVE SEAL**, no leaks. After tubing is inserted, seal is made.
- **VERSATILE**, BunaN "O" rings standard. Other materials of "O" rings available.
- **SECURE TUBE RETENTION**, pulling on tubing only serves to tighten the connection.
- **SELF CONTAINED ASSEMBLY**, no loose parts, brass body and insert.
- **BRASS CONSTRUCTION**, elbows and tees are forged brass.
- **CHOICE** of convenient swivel or economical stationary elbows and tees.
- **STRAIGHT CONNECTORS** have interior hex for Allen key tightening where space is limited...no need to use a wrench.
- **PRE-APPLIED TEFLON**® based pipe sealant on all male pipe threads, saving customer additional labor.
- **METRIC SIZES AVAILABLE**: Metric tube sizes from 2mm through 12mm in both standard NPT and metric pipe sizes are available on a special order basis.
- **WORKING TEMPERATURE**:
-10°F to 200°F (other ranges available on request).
- **PIPE THREAD**: NPTF with Teflon® based sealant pre-applied.



When tubing (1) is inserted into the fitting, it first passes through the gripping teeth (2). Just beyond the gripping teeth is the o-ring (3) which provides the leak proof seal against the OD of the tube. The gripping teeth grab the tube, which

expands the insert. Pulling back on the tube only tightens the grip as the insert moves onto the camming surface (4). Pressure through the tube also serves to tighten the grip. The tube bottoms against a positive tube stop (5) in a cavity providing tube support to prevent leakage.

- **Tolerance**


+/- .02 on all dimensions. Dimension data can change without notice. Please call us when dimensions are critical

WARNING: This product can expose you to chemicals, including lead, which are known to the State of California to cause cancer and birth defects or other reproductive harm. For more information, visit www.P65Warnings.ca.gov

BRASS PUSH-IN FITTINGS

BRASS FITTINGS

UNION CONNECTOR

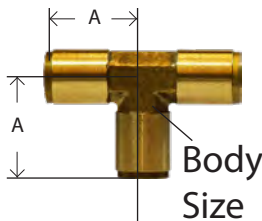


AQ62P
MQ62

PART #	TUBE O.D.	A	B	APPROX. WT. LBS.	LIST PRICE
20017	1/8"	1.07	0.38	0.03	---
20018	5/32"	1.07	0.38	0.03	---
20019	1/4"	1.50	0.44	0.05	---
20022	3/8" x 1/4"	1.46	0.56	0.05	---
20020	3/8"	1.44	0.56	0.06	---
20021	1/2"	1.63	0.81	0.18	---

AQ62 6580 3106 62PL KQH 12-020 50-562 262-OF 1162 262PP

UNION TEE



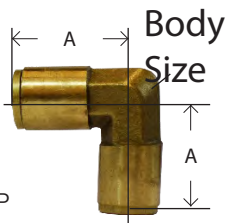
AQ64P
MQ64

PART #	TUBE O.D.	A	BODY SIZE	APPROX. WT. LBS.	LIST PRICE
20025	1/8"	0.65	0.31	0.04	---
20026	5/32"	0.67	0.31	0.04	---
20027	3/16"	0.75	0.37	0.06	---
20028	1/4"	0.92	0.37	0.09	---
20031*	5/16"	0.89	0.49	0.10	---
20029	3/8"	0.98	0.50	0.13	---
20030	1/2"	1.16	0.62	0.24	---

* Nickel Plated

KQT 12-060 50-564 264OF 264PP 1164 AQ64 6540 3140

UNION ELBOW

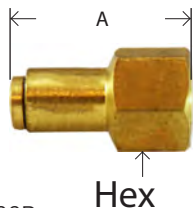


AQ65P
MQ65

PART #	TUBE O.D.	A	BODY SIZE	APPROX. WT. LBS.	LIST PRICE
20150	1/8"	0.65	0.31	0.02	---
20151	5/32"	0.67	0.31	0.04	---
20152	1/4"	0.87	0.37	0.06	---
20155	5/16"	0.91	0.47	0.08	---
20153	3/8"	0.97	0.50	0.09	---
20154	1/2"	1.15	0.62	0.18	---

AQ65 6550 3102 165PL KQL 12-040 50-565 265-OF

FEMALE CONNECTOR



AQ66P

PART #	TUBE O.D. X FEMALE NPTF	A	HEX	APPROX. WT. LBS.	LIST PRICE
20032	1/8" x 1/8"	0.96	0.56	0.04	---
20038	1/8" x 1/4"	1.04	0.67	0.04	---
20012	5/32" x 1/8"	1.09	0.56	0.05	---
20034	1/4" x 1/8"	1.23	0.56	0.06	---
20035	1/4" x 1/4"	1.42	0.75	0.09	---
20036	3/8" x 1/4"	1.32	0.75	0.09	---
20037	3/8" x 3/8"	1.31	0.87	0.12	---


266PP AQ66 6463 3114 66PL 12-426 50-566 266-OF 1166

WARNING: This product can expose you to chemicals, including lead, which are known to the State of California to cause cancer and birth defects or other reproductive harm. For more information, visit www.P65Warnings.ca.gov



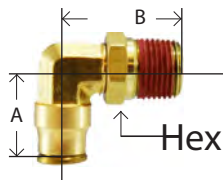
BRASS PUSH-IN FITTINGS

BRASS FITTINGS

MALE CONNECTORAQ68P
MQ68

PART #	TUBE O.D. X MALE NPTF	A	HEX	APPROX. WT. LBS.	LIST PRICE
20047*	1/8" x 10-32"*	0.69	0.37	0.02	---
20045	1/8" x 1/16"	0.68	0.37	0.02	---
20048	1/8" x 1/8"	0.61	0.43	0.02	---
20023	1/8" x 1/4"	0.98	0.56	0.04	---
20049*	5/32" x 10-32"*	0.67	0.37	0.02	---
20050	5/32" x 1/8"	0.67	0.43	0.03	---
20046	5/32" x 1/4"	0.85	0.56	0.05	---
20051*	3/16" x 10-32"*	0.80	0.37	0.02	---
20052	3/16" x 1/8"	0.93	0.43	0.03	---
20053*	1/4" x 10-32"*	0.70	0.43	0.03	---
20039	1/4" x 1/16"	0.92	0.43	0.06	---
20054	1/4" x 1/8"	0.93	0.43	0.06	---
20055	1/4" x 1/4"	0.93	0.56	0.10	---
20056	1/4" x 3/8"	0.94	0.68	0.08	---
20530	5/16" x 1/8"	1.07	0.56	0.05	---
20531	5/16" x 1/4"	0.98	0.56	0.10	---
20532	5/16" x 3/8"	1.06	0.75	0.08	---
20057	3/8" x 1/8"	1.10	0.56	0.06	---
20058	3/8" x 1/4"	1.11	0.56	0.05	---
20059	3/8" x 3/8"	1.02	0.68	0.08	---
20062	3/8" x 1/2"	1.02	0.87	0.08	---
20060	1/2" x 1/4"	1.36	0.81	0.11	---
20061	1/2" x 3/8"	1.30	0.81	0.12	---
20063	1/2" x 1/2"	1.23	0.87	0.14	---

* Furnished with gaskets 268PP AQ68 6510 3115 68PL QQH 12-425 50-568 268-OF 1168

SWIVEL MALE ELBOWAQ69PS
MQ69S

PART #	TUBE O.D. X MALE NPTF	A	B	HEX	APPROX. WT. LBS.	LIST PRICE
20079	1/8" x 1/8"	0.69	0.98	0.43	0.07	---
20535*	1/8" x 1/4"	0.76	0.87	0.56	0.06	---
20076**	5/32" x 10-32"	0.67	0.71	0.37	0.04	---
20080	5/32" x 1/8"	0.68	0.89	0.43	0.05	---
20077	5/32" x 1/4"	0.68	1.08	0.56	0.07	---
20078**	1/4" x 10-32"	0.86	0.79	0.31	0.05	---
20081	1/4" x 1/8"	0.90	0.93	0.37	0.08	---
20082	1/4" x 1/4"	0.90	0.99	0.56	0.10	---
20086	1/4" x 3/8"	0.98	1.14	0.68	0.09	---
20538*	5/16" x 1/4"	0.91	0.85	0.56	0.07	---
20539*	5/16" x 3/8"	0.91	0.87	0.75	0.08	---
20087	3/8" x 1/8"	1.00	1.06	0.43	0.09	---
20083	3/8" x 1/4"	0.99	1.15	0.56	0.10	---
20084	3/8" x 3/8"	1.00	1.24	0.68	0.20	---
20088	3/8" x 1/2"	1.00	1.54	0.87	0.19	---
20085	1/2" x 3/8"	1.16	1.34	0.68	0.18	---
20092	1/2" x 1/2"	1.16	1.51	0.87	0.24	---

* Nickel Plated

aq69-ps 56520 3109 169pl kql 12-447 50-579 269-OF5 11695

** Furnished with gaskets

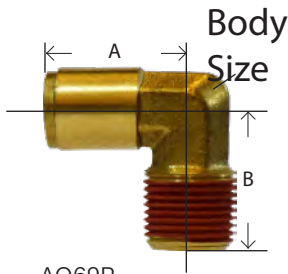
WARNING: This product can expose you to chemicals, including lead, which are known to the State of California to cause cancer and birth defects or other reproductive harm. For more information, visit www.P65Warnings.ca.gov



BRASS PUSH-IN FITTINGS

BRASS FITTINGS

FIXED MALE ELBOW




AQ69P
MQ69

PART #	TUBE O.D. X MALE NPTF	A	B	BODY SIZE	APPROX. WT. LBS.	LIST PRICE
20065	1/8" x 1/8"	0.69	0.69	0.31	0.03	---
20066	5/32" x 1/8"	0.68	0.68	0.31	0.03	---
20067	3/16" x 1/8"	0.75	0.71	0.37	0.04	---
20068	1/4" x 1/8"	0.89	0.75	0.37	0.06	---
20069	1/4" x 1/4"	0.95	0.96	0.37	0.08	---
20070	1/4" x 3/8"	1.00	0.98	0.50	0.10	---
20071	3/8" x 1/8"	0.99	0.80	0.50	0.06	---
20072	3/8" x 1/4"	0.98	0.98	0.50	0.09	---
20073	3/8" x 3/8"	0.97	0.98	0.50	0.12	---
20074	1/2" x 1/4"	1.15	1.05	0.62	0.15	---
20075	1/2" x 3/8"	1.18	1.05	0.62	0.22	---
20064	1/2" x 1/2"	1.16	1.66	0.62	0.20	---

269PP AQ69-P 6500 169PLNS 12-445 1169

Dimension data can change without notice. Please check when dimensions are critical.

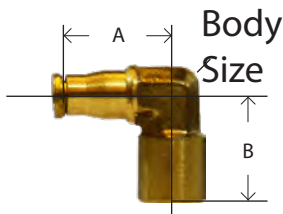
FEMALE SWIVEL ELBOW



AQ70PS
MQ70S

PART #	TUBE O.D. X FEMALE NPTF	A	B	HEX	LIST PRICE
20094S	5/32" x 1/8"	0.76	1.06	0.56	---
20089S	1/4" x 1/8"	0.98	1.08	0.56	---
20090S	1/4" x 1/4"	0.98	1.26	0.75	---
20091S	3/8" x 1/4"	1.07	1.48	0.75	---

FEMALE ELBOW



AQ70P
MQ70

PART #	TUBE O.D. X FEMALE NPTF	A	B	BODY SIZE	APPROX. WT. LBS.	LIST PRICE
20192	1/8" x 1/8"	0.78	0.82	0.31	0.02	---
20094	5/32" x 1/8"	0.68	0.82	0.37	0.02	---
20089	1/4" x 1/8"	0.91	0.75	0.37	0.06	---
20090	1/4" x 1/4"	1.03	1.03	0.50	0.11	---
20091	3/8" x 1/4"	0.98	0.95	0.50	0.16	---

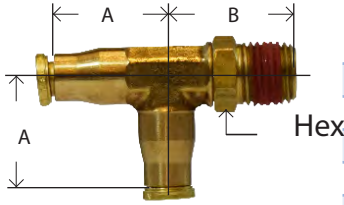
AQ70-P 3009

WARNING: This product contains substances known to the State of California to cause cancer or reproductive toxicity. For more information, visit www.P669Warnings.ca.gov

BRASS

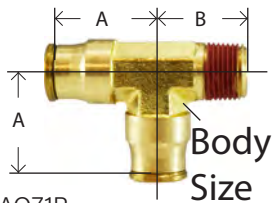
BRASS PUSH-IN FITTINGS

BRASS FITTINGS

SWIVEL MALE RUN TEEAQ71PS
MQ71S

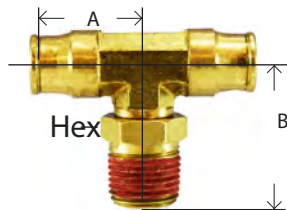
PART #	TUBE O.D. X MALE NPTF	A	B	HEX	APPROX. WT. LBS.	LIST PRICE
20160	1/8" x 1/8"	0.65	0.86	0.43	0.08	---
20161	5/32" x 1/8"	0.67	1.04	0.43	0.09	---
20162	1/4" x 1/8"	0.92	1.04	0.44	0.09	---
20163	1/4" x 1/4"	0.92	1.13	0.56	0.11	---
20164	3/8" x 1/4"	0.94	1.19	0.56	0.11	---
20165	3/8" x 3/8"	0.96	1.24	0.50	0.12	---
20174	1/2" x 1/4"	1.12	1.18	0.51	0.16	---
20166	1/2" x 3/8"	1.14	1.31	0.68	0.14	---
20167	1/2" x 1/2"	1.14	1.61	0.87	0.16	---

AQ71-PS 56440 3103 171PL KQY 12-468 50-571 271-OFS 11715

FIXED MALE RUN TEEAQ71P
MQ71

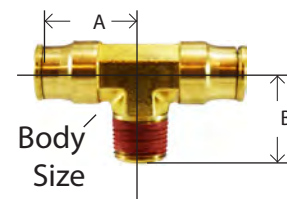
PART #	TUBE O.D. X MALE NPTF	A	B	BODY SIZE	APPROX. WT. LBS.	LIST PRICE
20095	1/8" x 1/8"	0.65	0.72	0.31	0.04	---
20097	3/16" x 1/8"	0.75	0.73	0.37	0.06	---
20098	1/4" x 1/8"	0.92	0.74	0.37	0.08	---
20093	1/4" x 1/4"	0.92	0.92	0.43	0.10	---
20099	3/8" x 1/8"	0.94	0.82	0.50	0.14	---
20100	3/8" x 1/4"	0.98	0.98	0.50	0.12	---
20101	3/8" x 3/8"	1.05	1.05	0.62	0.10	---
20102	1/2" x 3/8"	1.14	1.05	0.62	0.18	---

AQ71-P

SWIVEL MALE BRANCH TEEAQ72PS
MQ72S

PART #	TUBE O.D. X MALE NPTF	A	B	HEX	APPROX. WT. LBS.	LIST PRICE
20103	1/8" x 1/8"	0.65	0.81	0.31	0.04	---
20104*	5/32" x 10-32**	0.65	0.71	0.31	0.04	---
20109	5/32" x 1/8"	0.67	0.94	0.37	0.06	---
20105	1/4" x 1/8"	0.92	0.97	0.43	0.08	---
20106	1/4" x 1/4"	0.92	1.09	0.55	0.10	---
20107	3/8" x 1/4"	0.96	1.14	0.56	0.18	---
20108	3/8" x 3/8"	0.96	1.23	0.69	0.16	---
20110	1/2" x 3/8"	1.16	1.34	0.69	0.24	---
20111	1/2" x 1/2"	1.16	1.64	0.87	0.28	---

* Furnished with gaskets

FIXED MALE BRANCH TEEAQ72P
MQ72

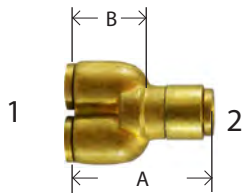
PART #	TUBE O.D. X MALE NPTF	A	B	BODY SIZE	APPROX. WT. LBS.	LIST PRICE
20112	1/8" x 1/8"	0.69	0.72	0.31	0.04	---
20113	5/32" x 1/8"	0.69	0.65	0.31	0.04	---
20115	1/4" x 1/8"	0.92	0.74	0.37	0.12	---
20116	1/4" x 1/4"	0.91	0.91	0.43	0.10	---
20117	3/8" x 1/8"	0.98	0.80	0.50	0.08	---
20118	3/8" x 1/4"	0.98	0.97	0.50	0.12	---
20119	3/8" x 3/8"	0.98	0.97	0.50	0.14	---
20120	1/2" x 3/8"	1.16	1.05	0.62	0.18	---

AQ72-P

BRASS PUSH-IN FITTINGS

BRASS FITTINGS


UNION "Y"



AQ89P

PART #	TUBE O.D. 1 X 2	A	B	APPROX. WT. LBS.	LIST PRICE
20551	5/32" x 5/32"	1.36	0.81	0.11	---
20552	1/4" x 1/8"	1.61	1.06	0.12	---
20553	1/4" x 1/4"	1.81	1.16	0.14	---

BULKHEAD UNION




AQ82P
MQ82

PART #	TUBE O.D. A	B	C	HEX	APPROX. WT. LBS.	LIST PRICE
20124	1/8"	1.12	7/16-20	0.62	0.03	---
20125	5/32"	1.12	7/16-20	0.62	0.03	---
20126	3/16"	1.27	1/2-20	0.68	0.04	---
20127	1/4"	1.69	1/2-20	0.68	0.06	---
20128	3/8"	1.69	3/4-16	0.81	0.13	---
20129	1/2"	1.85	15/16-20	1.12	0.16	---

AQ82-P 6590 62PLBH KQE 12-029 50-582 282-OF 1174

FEMALE BULKHEAD UNION



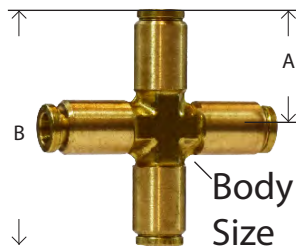
AQ86P
MQ86

PART #	TUBE O.D. X FEMALE NPTF	A	HEX	APPROX. WT. LBS.	LIST PRICE
20170	1/4" x 1/8"	1.19	0.68	0.08	---
20171	1/4" x 1/4"	1.36	0.75	0.10	---
20172	3/8" x 1/4"	1.71	0.75	0.14	---

AQ86-P 1166BH

Dimension data can change without notice. Please call us when dimensions are critical.

CROSS



SIZE	SIZE	A	B	BODY SIZE	LIST PRICE
20142	1/4"	1.03	2.06	0.37	---
20143	3/8"	1.06	2.12	0.50	---

REDUCER - NICKEL PLATED - TUBE OD X STUD



MQ97

PART #	TUBE O.D. 1 X 2	A	B	APPROX. WT. LBS.	LIST PRICE
20510	1/8" x 1/4"	1.38	0.39	0.02	---
20511	5/32" x 1/4"	1.33	0.35	0.02	---
20512	1/4" x 3/8"	1.50	0.51	0.04	---

67PPL 286PP

PLASTIC PLUG



AQ59P
MQ59

• Cored

PART #	TUBE O.D.	A	APPROX. WT. LBS.	LIST PRICE
20009	5/32"	1.16	0.01	---
20010	1/4"	1.40	0.01	---
20011	3/8"	1.40	0.02	---
20013	1/2"	1.50	0.02	---

284PP AQ59 209-OF 1129 6900 639PL 12-004 50-526

WARNING: This product contains substances known to the State of California to cause cancer or reproductive harm. For more information, visit www.P66Warnings.ca.gov

BRASS

NICKEL PLATED PUSH-IN FITTINGS

BRASS FITTINGS

**NICKEL PLATED PUSH-IN FITTINGS
WITH GLOBAL THREAD**

• NPTF • BSPP • BSPT • ISO 7 • ISO 228 • G THREAD • J THREAD



- Saves time and money
- No stripped threads
- No stripped parts
- Reduce inventory

- Completely reusable
- Quick installation
- No pitch identification

Component Parts and Materials

Body	Brass - Nickel Plated
Thrust Ring	Acetalic Resin/ Glass filled Nylon
Sleeve	Brass - Nickel Plated
Gripper Collet	Stainless Steel
Safety Ring	PA66
Lip Seal (1/8 O-Ring Seal)	NBR 70
Thread Seal	NBR 70

Max Operating Pressure: Vacuum to 290PSI.
 Min Temperature: -4°F
 Max Temperature: 176°F
 Tubing: Nylon, Polyethylene, Polyurethane.
 - For best results use 95 Durometer
 Media: Compressed air, water, vacuum

• Tolerance

+/- .02 on all dimensions. Dimension data can change without notice. Please call us when dimensions are critical.

GLOBAL THREADWORKS WITH INCH OR METRIC THREADS

"Global Thread" fittings can be assembled with female threads produced to the following standards:

Tapered NPTF
 Parrallel (BSPP, BSP, ISO 7)
 Tapered (BSPT, PT, ISO 7, ISO 228)

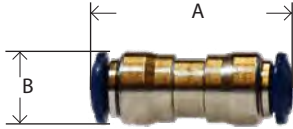
WARNING: This product can expose you to chemicals, including lead, which are known to the State of California to cause cancer and birth defects or other reproductive harm. For more information, visit www.P65Warnings.ca.gov

NICKEL PLATED PUSH-IN FITTINGS

BRASS FITTINGS

NICKEL PLATED PUSH-IN FITTINGS

UNION CONNECTOR

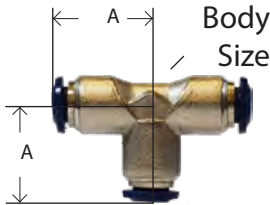


PART #	TUBE O.D.	A	B	APPROX. WT. LBS.	LIST PRICE
20017N	1/8"	1.06	0.34	0.03	---
20018N*	5/32"	1.20	0.41	0.03	---
20016N	5/32" x 1/4"	1.20	0.40	0.04	---
20019N*	1/4"	1.38	0.49	0.05	---
20015N*	5/16"	1.46	0.57	0.06	---
20020N*	3/8"	1.69	0.69	0.06	---
20022N	3/8" x 1/4"	1.69	0.68	0.06	---
20021N*	1/2"	1.93	0.81	0.18	---
20024N	1/2" x 3/8"	1.84	0.80	0.17	---

* Available in SS

62PL 88040

UNION TEE

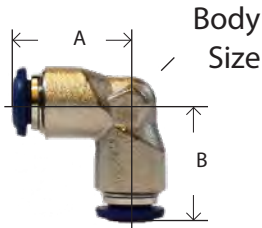


PART #	TUBE O.D.	A	BODY SIZE	APPROX. WT. LBS.	LIST PRICE
20025N	1/8"	0.67	0.35	0.04	---
20026N*	5/32"	0.67	0.35	0.04	---
20028N*	1/4"	0.83	0.43	0.09	---
20031N*	5/16"	0.87	0.51	0.10	---
20029N*	3/8"	1.04	0.63	0.13	---
20030N*	1/2"	1.20	0.74	0.24	---

* Available in SS

164PL 88230

UNION ELBOW




PART #	TUBE O.D.	A	BODY SIZE	APPROX. WT. LBS.	LIST PRICE
20150N	1/8"	0.67	0.35	0.02	---
20151N*	5/32"	0.67	0.35	0.04	---
20152N*	1/4"	0.83	0.43	0.06	---
20155N*	5/16"	0.87	0.51	0.08	---
20153N*	3/8"	1.04	0.63	0.09	---
20154N*	1/2"	1.20	0.75	0.18	---

* Available in SS

165PL 88130

FEMALE CONNECTOR




PART #	TUBE O.D. X FEMALE NPTF	A	HEX	APPROX. WT. LBS.	LIST PRICE
20032N	1/8" x 1/8"	0.93	0.51	0.04	---
20038N	1/8" x 1/4"	1.14	0.63	0.04	---
20034N	1/4" x 1/8"	1.06	0.51	0.06	---
20035N	1/4" x 1/4"	1.26	0.63	0.09	---
20036N	3/8" x 1/4"	1.38	0.71	0.09	---
20037N	3/8" x 3/8"	1.38	0.79	0.12	---

66PL 88030

NICKEL PLATED PUSH-IN FITTINGS

BRASS FITTINGS

MALE CONNECTOR




• Can be purchased with NPTF threads upon request

* Available in stainless steel

PART #	TUBE O.D. X MALE GLOBAL THREAD	A	HEX	APPROX. WT. LBS.	LIST PRICE
20047N	1/8" x 10-32"	0.75	0.31	0.02	---
20048N	1/8" x 1/8"	0.77	0.43	0.02	---
20023N	1/8" x 1/4"	0.97	0.55	0.04	---
20049N*	5/32" x 10-32"	0.83	0.39	0.02	---
20050N*	5/32" x 1/8"	0.83	0.43	0.03	---
20046N*	5/32" x 1/4"	0.98	0.55	0.05	---
20053N*	1/4" x 10-32"	0.97	0.51	0.03	---
20054N*	1/4" x 1/8"	0.98	0.51	0.06	---
20055N*	1/4" x 1/4"	0.98	0.55	0.10	---
20056N	1/4" x 3/8"	0.98	0.71	0.08	---
20530N*	5/16" x 1/8"	0.98	0.55	0.05	---
20531N*	5/16" x 1/4"	1.08	0.55	0.10	---
20532N	5/16" x 3/8"	1.08	0.71	0.08	---
20057N	3/8" x 1/8"	1.38	0.67	0.06	---
20058N*	3/8" x 1/4"	1.32	0.67	0.05	---
20059N*	3/8" x 3/8"	1.32	0.71	0.08	---
20062N	3/8" x 1/2"	1.32	0.87	0.08	---
20841N	1/2" x 1/8"	1.03	0.79	0.12	---
20060N	1/2" x 1/4"	1.54	0.79	0.11	---
20061N*	1/2" x 3/8"	1.42	0.79	0.12	---
20063N*	1/2" x 1/2"	1.58	0.87	0.14	---

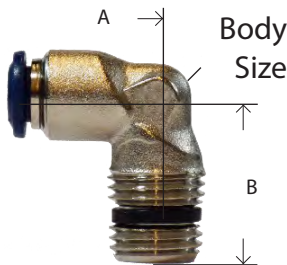
MALE CONNECTOR WITH INTERNAL HEX



PART #	TUBE O.D. X MALE GLOBAL THREAD	A	HEX	APPROX. WT. LBS.	LIST PRICE
20842N	1/8" x 10-32" UNF	0.71	0.10	0.02	---
20847N	5/32" x 10-32 UNF	0.79	0.10	0.02	---
20846N	5/32" x 1/8"	0.71	0.12	0.03	---
20845N	1/4" x 10-32" UNF	0.93	0.10	0.03	---
20843N	1/4" x 1/8"	0.93	0.16	0.06	---
20844N	1/4" x 1/4"	0.85	0.16	0.10	---

68PL 87000

FIXED MALE ELBOW



PART #	TUBE O.D. X MALE NPTF	A	B	BODY SIZE	APPROX. WT. LBS.	LIST PRICE
20068N	1/4" x 1/8"	0.83	0.73	0.43	0.06	---
20069N	1/4" x 1/4"	0.83	0.91	0.43	0.08	---
20072N	3/8" x 1/4"	1.04	1.04	0.63	0.09	---
20073N	3/8" x 3/8"	1.04	1.00	0.63	0.12	---

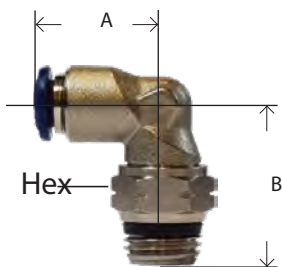
W169PLNS 8100

WARNING: This product can expose you to chemicals, including lead, which are known to the State of California to cause cancer and birth defects or other reproductive harm. For more information, visit www.P65Warnings.ca.gov

NICKEL PLATED PUSH-IN FITTINGS

BRASS FITTINGS

SWIVEL MALE ELBOW



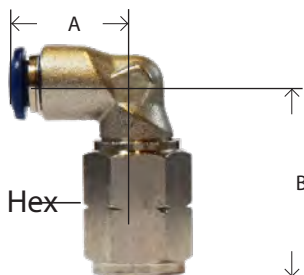
• Can be purchased with NPTF threads upon request

* Available in stainless steel

PART #	TUBE O.D. X MALE GLOBAL THREAD	A	B	HEX	APPROX. WT. LBS.	LIST PRICE
20079N	1/8" x 1/8"	0.67	0.78	0.51	0.07	---
20535N	1/8" x 1/4"	0.67	0.95	0.59	0.06	---
20076N*	5/32" x 10-32"	0.67	0.95	0.59	0.04	---
20080N*	5/32" x 1/8"	0.67	0.79	0.51	0.05	---
20848N*	5/32" x 1/4"	0.67	1.00	0.59	0.05	---
20081N*	1/4" x 1/8"	0.83	0.87	0.51	0.08	---
20082N*	1/4" x 1/4"	0.83	0.98	0.59	0.10	---
20086N	1/4" x 3/8"	0.83	1.10	0.67	0.09	---
20537N*	5/16" x 1/8"	0.91	0.98	0.51	0.06	---
20538N*	5/16" x 1/4"	0.89	1.02	0.59	0.07	---
20539N	5/16" x 3/8"	0.87	1.10	0.67	0.08	---
20087N	3/8" x 1/8"	1.04	1.02	0.51	0.09	---
20083N*	3/8" x 1/4"	1.04	1.10	0.59	0.10	---
20084N*	3/8" x 3/8"	1.04	1.18	0.67	0.20	---
20088N*	3/8" x 1/2"	1.04	1.30	0.83	0.19	---
20184N	1/2" x 1/4"	1.24	1.30	0.59	0.17	---
20085N*	1/2" x 3/8"	1.20	1.24	0.59	0.18	---
20092N*	1/2" x 1/2"	1.20	1.42	0.83	0.24	---

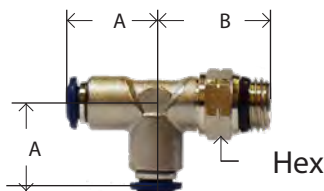
W169PL 87110

FEMALE SWIVEL ELBOW



PART #	TUBE O.D. X FEMALE NPTF	A	B	HEX	LIST PRICE
20094N	5/32" x 1/8"	0.669	0.994	0.354	---
20089N	1/4" x 1/8"	0.826	1.023	0.433	---
20090N	1/4" x 1/4"	0.826	1.200	0.433	---
20762N	3/8" x 1/8"	0.885	1.082	0.511	---
20091N	3/8" x 1/4"	0.885	1.240	0.511	---

SWIVEL MALE RUN TEE



• Can be purchased with NPTF threads upon request

PART #	TUBE O.D. X MALE GLOBAL THREAD	A	B	HEX	APPROX. WT. LBS.	LIST PRICE
20095N	1/8" x 1/8"	0.67	0.81	0.51	0.05	---
20851N	1/8" x 1/4"	0.67	0.95	0.59	0.06	---
20852N	5/32" x 1/8"	0.67	0.79	0.51	0.07	---
20853N	5/32" x 1/4"	0.67	0.95	0.59	0.07	---
20162N	1/4" x 1/8"	0.83	0.87	0.51	0.09	---
20163N	1/4" x 1/4"	0.83	0.98	0.59	0.11	---
20164N	1/4" x 3/8"	0.83	1.10	0.59	0.11	---
20159N	3/8" x 1/8"	1.04	1.07	0.59	0.12	---
20168N	3/8" x 1/4"	1.04	1.10	0.59	0.12	---
20165N	3/8" x 3/8"	1.04	1.18	0.67	0.12	---
20181N	3/8" x 1/2"	1.20	1.24	0.59	0.15	---
20174N	1/2" x 1/4"	1.20	1.24	0.59	0.16	---
20166N	1/2" x 3/8"	1.20	1.30	0.67	0.14	---
20167N	1/2" x 1/2"	1.20	1.42	0.83	0.17	---

W171PL 87222

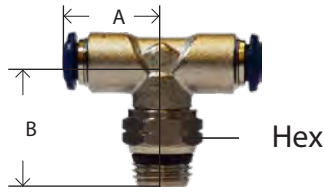
WARNING: This product can expose you to chemicals, including lead, which are known to the State of California to cause cancer and birth defects or other reproductive harm. For more information, visit www.P65Warnings.ca.gov

BRASS

NICKEL PLATED PUSH-IN FITTINGS

BRASS FITTINGS

SWIVEL MALE BRANCH TEE




- Can be purchased with NPTF threads upon request

* Available in stainless steel

PART #	TUBE O.D. X MALE GLOBAL THREAD	A	B	HEX	APPROX. WT. LBS.	LIST PRICE
20103N	1/8" x 1/8"	0.67	0.78	0.51	0.04	---
20104N	5/32" x 10-32"	0.67	0.79	0.31	0.04	---
20109N	5/32" x 1/8"	0.70	0.79	0.51	0.06	---
20850N	5/32" x 1/4"	0.67	1.00	0.59	0.06	---
20105N	1/4" x 1/8"	0.83	0.87	0.51	0.08	---
20106N	1/4" x 1/4"	0.83	0.98	0.59	0.10	---
20156N	1/4" x 3/8"	1.043	1.10	0.59	0.18	---
20157N	3/8" x 1/8"	1.04	1.08	0.59	0.18	---
20107N	3/8" x 1/4"	1.04	1.10	0.59	0.18	---
20108N	3/8" x 3/8"	1.04	1.18	0.67	0.16	---
20158N	3/8" x 1/2"	1.04	1.30	0.82	0.18	---
20112N	1/2" x 1/4"	1.20	1.24	0.59	0.23	---
20110N	1/2" x 3/8"	1.20	1.30	0.67	0.24	---
20111N	1/2" x 1/2"	1.20	1.42	0.82	0.28	---

W172PL 87210

BULKHEAD UNION

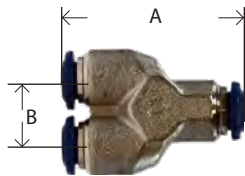


* Available in stainless steel

PART #	TUBE O.D.	A	HEX	APPROX. WT. LBS.	LIST PRICE
20124N	1/8"	1.03	0.55	0.04	---
20125N*	5/32"	1.22	0.67	0.05	---
20127N*	1/4"	1.38	0.67	0.06	---
20123N*	5/16"	1.45	0.74	0.08	---
20128N*	3/8"	1.69	0.94	0.13	---
20129N*	1/2"	1.93	1.02	0.15	---

62PLBH 88050

UNION "Y"



PART #	TUBE O.D.	A	B	APPROX. WT. LBS.	LIST PRICE
20553N	1/4" x 1/4"	1.44	0.53	0.14	---

662PL 88310

REDUCER



PART #	TUBE O.D. 2	TUBE O.D. 1	A	LIST PRICE
20510N	1/4"	1/8"	1.142	---
20511N	1/4"	5/32"	1.181	---
20512N	3/8"	1/4"	1.496	---
20513N	1/2"	1/4"	1.693	---
20514N	1/2"	3/8"	1.693	---

677PL 88700

Also available:

- Nylon plug
- Single banjo
- Double banjo
- Push fit cartridges and tools

WARNING: This product can expose you to chemicals, including lead, which are known to the State of California to cause cancer and birth defects or other reproductive harm. For more information, visit www.P65Warnings.ca.gov

NICKEL PLATED PUSH-IN FITTINGS

BRASS FITTINGS

CHROME PLATED BRASS MINI BALL VALVES

- Compact Design
- Max Working Pressure 250 psi



PUSH-IN X PUSH-IN

PART #	SIZE	BOX/CASE	WGT.	LIST PRICE
28400	1/8	30/300	.07	---
28401	1/4	30/300	.10	---
28402	3/8	20/200	.21	---



PUSH-IN X MALE PIPE

PART #	SIZE TUBE X MIP	BOX/ CASE	WGT.	LIST PRICE
28403	5/32 x 1/8	30/300	.08	---
28407	1/4 x 1/8	30/300	.08	---
28404	1/4 x 1/4	30/300	.10	---
28405	3/8 x 3/8	20/200	.17	---



FIP X FIP

PART #	SIZE	BOX/CASE	WGT.	LIST PRICE
46650	1/8	30/300	.11	---
46651	1/4	30/300	.10	---
46652	3/8	20/200	.14	---
46653	1/2	15/150	.25	---



MIP X FIP

PART #	SIZE	BOX/CASE	WGT.	LIST PRICE
46660	1/8	30/300	.11	---
46661	1/4	30/300	.10	---
46662	3/8	20/200	.14	---
46663	1/2	15/150	.25	---

- Optional colors of handle plate for identification

PANEL MOUNT DESIGN



FIP X FIP ANGLE

PART #	SIZE	BOX/CASE	WGT.	LIST PRICE
46670	1/8	20/200	.19	---
46671	1/4	20/200	.20	---
46672	3/8	25/250	.11	---



3-WAY FIP - OPEN CENTER

PART #	SIZE	BOX/CASE	WGT.	LIST PRICE
466900	1/8	25/250	.13	---
466901	1/4	20/200	.21	---
466902	3/8	20/200	.21	---



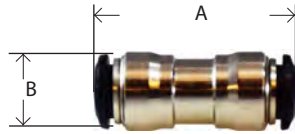
3-WAY FIP - CLOSED CENTER

PART #	SIZE	BOX/CASE	WGT.	LIST PRICE
46680	1/8	25/250	.13	---
46681	1/4	20/200	.21	---
46682	3/8	20/200	.21	---

WARNING: This product can expose you to chemicals, including lead, which are known to the State of California to cause cancer and birth defects or other reproductive harm. For more information, visit www.P65Warnings.ca.gov

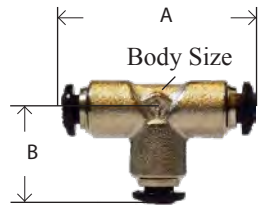
NICKEL PLATED METRIC PUSH-IN FITTINGS

BRASS FITTINGS

UNION

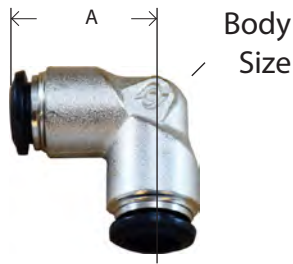
PART #	TUBE O.D. (MM)	TUBE O.D. (MM)	A	B	LIST PRICE
20723N	3		1.014	0.332	---
20600N*	4		1.190	0.410	---
20724N	5		1.287	0.449	---
20725N	6	4	1.248	0.488	---
20601N*	6		1.326	0.488	---
20726N	8	6	1.365	0.566	---
20727N*	8		1.404	0.566	---
20728N	10	8	1.638	0.683	---
20603N*	10		1.638	0.683	---
20729N	12	10	1.833	0.800	---
20604N*	12		1.833	0.800	---
20730N	14		1.911	0.839	---

* Available in SS

UNION TEE

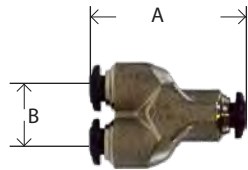
PART #	TUBE O.D. (MM)	A	B	BODY SIZE	LIST PRICE
20741N	3	1.326	0.663	0.351	---
20610N*	4	1.326	0.663	0.351	---
20742N	5	1.560	0.780	0.429	---
20611N*	6	1.638	0.819	0.429	---
20612N*	8	1.755	0.878	0.507	---
20613N*	10	2.067	1.034	0.624	---
20614N*	12	2.379	1.190	0.741	---
20743N	14	2.379	2.535	0.741	---

* Available in SS


UNION ELBOW

PART #	TUBE O.D. (MM)	A	BODY SIZE	LIST PRICE
20738N	3	0.663	0.51	---
20206N*	4	0.663	0.351	---
20739N	5	0.780	0.429	---
20660N*	6	0.780	0.429	---
20661N*	8	0.878	0.507	---
20807N*	10	1.034	0.624	---
20808N*	12	1.190	0.741	---
20740N	14	1.268	0.741	---

* Available in SS

UNION Y

PART #	TUBE O.D. (MM)	B	A	LIST PRICE
20744N	3	0.390	1.131	---
20813N	4	0.429	1.248	---
20745N	5	0.527	1.365	---
20814N	6	0.527	1.424	---
20815N	8	0.605	1.599	---
20746N	10	0.728	1.890	---

PLUG


PART #	TUBE O.D. (MM)	A	LIST PRICE
20748N	4	0.917	---
20749N	5	0.956	---
20750N	6	0.956	---
20751N	8	1.014	---
20752N	10	1.112	---
20753N	12	1.190	---

WARNING: This product can expose you to chemicals, including lead, which are known to the State of California to cause cancer and birth defects or other reproductive harm. For more information, visit www.P65Warnings.ca.gov

NICKEL PLATED METRIC PUSH-IN FITTINGS

BRASS FITTINGS

NICKEL PLATED METRIC PUSH-IN FITTINGS METRIC TUBE STRAIGHT MALE




• Can be purchased with BSPP or BSPT Threads

* Available in SS

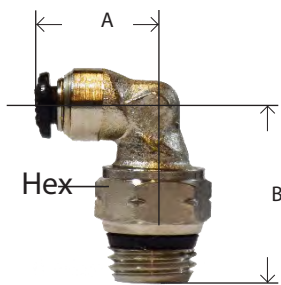
PART #	TUBE O.D. (MM)	GLOBAL THREAD	A	HEX	LIST PRICE
20630N*	4	1/8"	0.702	0.429	---
20631N*	4	1/4"	0.760	0.546	---
20700N	5	1/8"	0.78	0.429	---
20701N	5	1/4"	0.78	0.546	---
20632N*	6	1/8"	0.78	0.546	---
20633N*	6	1/4"	0.819	0.546	---
20628N	6	3/8"	0.90	0.546	---
20629N	6	1/2"	0.92	0.546	---
20702N*	8	1/8"	0.955	0.546	---
20634N*	8	1/4"	0.858	0.546	---
20635N	8	3/8"	0.897	0.663	---
20703N	8	1/2"	0.897	0.663	---
20636N*	10	1/4"	1.092	0.663	---
20637N*	10	3/8"	1.092	0.663	---
20704N*	10	1/2"	1.014	0.663	---
20801N	12	1/4"	1.267	0.78	---
20638N*	12	3/8"	1.267	0.78	---
20705N*	12	1/2"	1.209	0.78	---
20706N	14	3/8"	1.287	0.858	---
20707N	14	1/2"	1.248	0.858	---

METRIC TUBE INTERNAL HEX



PART #	TUBE O.D. (MM)	GLOBAL THREAD	A	HEX	LIST PRICE
20619N	3	M5	0.31	0.31	---
20620N	4	1/8"	0.71	0.43	---
20621N*	4	M5	0.39	0.38	---
20622N	4	M7 x 1"	0.83	0.38	---
20623N	6	1/4"	0.83	0.55	---
20624N	6	1/8"	0.85	0.47	---
20625N*	6	M5	0.47	0.47	---
20626N	8	1/4"	0.88	0.55	---
20627N	8	1/8"	0.98	0.55	---

METRIC TUBE SWIVEL MALE ELBOW



• Can be purchased with BSPP or BSPT Threads

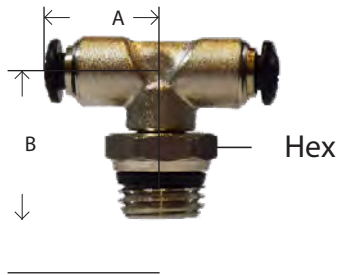
* Available in SS w BSPP or BSPT Threads

PART #	TUBE O.D. (MM)	GLOBAL THREAD	A	B	HEX	LIST PRICE
20708N*	4	1/8"	0.663	0.780	0.507	---
20709N*	4	1/4"	0.663	0.936	0.585	---
20710N	5	1/8"	0.780	0.858	0.507	---
20642N*	6	1/8"	0.819	0.858	0.507	---
20803N*	6	1/4"	0.819	0.975	0.585	---
20711N*	8	1/8"	0.878	0.917	0.507	---
20805N*	8	1/4"	0.878	1.014	0.585	---
20655N	8	3/8"	0.878	1.092	0.663	---
20712N	8	1/2"	0.878	1.404	0.819	---
20656N*	10	1/4"	1.034	1.092	0.585	---
20657N*	10	3/8"	1.034	1.170	0.663	---
20713N*	10	1/2"	1.034	1.287	0.819	---
20658N*	12	3/8"	1.190	1.287	0.663	---
20659N*	12	1/2"	1.190	1.404	0.819	---
20714N	14	3/8"	1.268	1.404	0.663	---
20715N	14	1/2"	1.268	1.443	0.819	---

WARNING: This product can expose you to chemicals, including lead, which are known to the State of California to cause cancer and birth defects or other reproductive harm. For more information, visit www.P65Warnings.ca.gov

NICKEL PLATED METRIC PUSH-IN FITTINGS


BRASS FITTINGS

METRIC TUBE SWIVEL MALE BRANCH TEE

- Can be purchased with BSPP or BSPT threads


* Available in SS w/BSPP or BSPT threads

PART #	TUBE O.D. (MM)	GLOBAL THREAD	A	B	HEX	LIST PRICE
20680N*	4	1/8"	0.663	0.780	0.507	---
20716N*	4	1/4"	0.663	0.936	0.585	---
20717N	5	1/8"	0.78	0.858	0.507	---
20682N*	6	1/8"	0.819	0.858	0.507	---
20683N*	6	1/4"	0.819	0.975	0.585	---
20809N*	8	1/8"	0.877	0.917	0.507	---
20684N*	8	1/4"	0.877	1.014	0.585	---
20690N	8	3/8"	0.886	1.024	0.585	---
20691N	8	1/2"	0.886	1.122	0.585	---
20686N*	10	1/4"	1.033	1.092	0.585	---
20687N*	10	3/8"	1.033	1.170	0.663	---
20810N*	10	1/2"	1.033	1.287	0.819	---
20688N*	12	3/8"	1.189	1.287	0.663	---
20689N*	12	1/2"	1.189	1.404	0.819	---
20718N	14	3/8"	1.267	1.404	0.663	---
20719N	14	1/2"	1.267	1.443	0.819	---

METRIC TUBE SWIVEL MALE RUN TEE

- Can be purchased with BSPP threads

PART #	TUBE O.D. (MM)	GLOBAL THREAD	A	B	HEX	LIST PRICE
20670N	4	1/8"	0.663	0.780	0.507	---
20720N	4	1/4"	0.663	0.936	0.585	---
20721N	5	1/8"	0.780	0.858	0.507	---
20672N	6	1/8"	0.819	0.858	0.507	---
20673N	6	1/4"	0.819	0.975	0.585	---
20811N	8	1/8"	0.819	0.917	0.507	---
20674N	8	1/4"	0.878	1.014	0.585	---
20668N	8	3/8"	0.885	1.063	0.585	---
20669N	8	1/2"	0.885	1.063	0.585	---
20676N	10	1/4"	0.878	1.092	0.585	---
20677N	10	3/8"	1.034	1.170	0.663	---
20722N	10	1/2"	1.034	1.287	0.819	---
20678N	12	3/8"	1.190	1.287	0.663	---
20679N	12	1/2"	1.190	1.404	0.819	---

BULKHEAD

PART #	TUBE O.D. (MM)	M	A	HEX	LIST PRICE
20731N	3	M10x1	1.014	0.546	---
20732N*	4	M12x1	1.229	0.663	---
20733N	5	M14x1	1.287	0.663	---
20734N*	6	M14x1	1.365	0.663	---
20735N*	8	M16x1	1.443	0.741	---
20736N*	10	M20x1	1.677	0.936	---
20737N*	12	M22x1	1.872	1.014	---

* Available in SS

WARNING: This product can expose you to chemicals, including lead, which are known to the State of California to cause cancer and birth defects or other reproductive harm. For more information, visit www.P65Warnings.ca.gov

NICKEL PLATED WITH NICKEL COLLET

BRASS FITTINGS

UNION W/ NICKEL COLLET



PART #	LIST	PTC
20017NIC		1/8
20018NIC		5/32
20019NIC		1/4
20015NIC		5/16
20020NIC		3/8
20021NIC		1/2

UNION TEE W/ NICKEL COLLET



PART #	LIST	PTC X FPT
20025NIC		1/8
20026NIC		5/32
20028NIC		1/4
20029NIC		3/8
20030NIC		1/2

90° UNION ELBOW W/ NICKEL COLLET



PART #	LIST	PTC
20150NIC		1/8
20151NIC		5/32
20152NIC		1/4
20155NIC		5/16
20153NIC		3/8
20154NIC		1/2

FEMALE ADAPTER W/ NICKEL COLLET



PART #	LIST	PTC X FPT
20032NIC		1/8 x 1/8
20034NIC		1/4 x 1/8
20035NIC		1/4 x 1/4
20036NIC		3/8 x 1/4
20037NIC		3/8 x 3/8

WARNING: This product can expose you to chemicals, including lead, which are known to the State of California to cause cancer and birth defects or other reproductive harm. For more information, visit www.P65Warnings.ca.gov

BRASS

NICKEL PLATED WITH NICKEL COLLET

BRASS FITTINGS

MALE ADAPTER W/ NICKEL COLLET



PART #	LIST	PTC X MPT
20047NIC		1/8 x 10-32
20048NIC		1/8 x 1/8
20023NIC		1/8 x 1/4
20049NIC		5/32 x 10-32
20050NIC		5/32 x 1/8
20046NIC		5/32 x 1/4
20053NIC		1/4 x 10-32
20054NIC		1/4 x 1/8
20055NIC		1/4 x 1/4
20056NIC		1/4 x 3/8
20530NIC		5/16 x 1/8
20531NIC		5/16 x 1/4
20532NIC		5/16 x 3/8
20057NIC		3/8 x 1/8
20058NIC		3/8 x 1/4
20059NIC		3/8 x 3/8
20062NIC		3/8 x 1/2
20060NIC		1/2 x 1/4
20061NIC		1/2 x 3/8
20063NIC		1/2 x 1/2

90° MALE ELBOW SWIVEL W/ NICKEL COLLET



PART #	LIST	PTC X MPT
20079NIC		1/8 x 1/8
20535NIC		1/8 x 1/4
20076NIC		5/32 x 10-32
20080NIC		5/32 x 1/8
20081NIC		1/4 x 1/8
20082NIC		1/4 x 1/4
20086NIC		1/4 x 3/8
20538NIC		5/16 x 1/4
20539NIC		5/16 x 3/8
20087NIC		3/8 x 1/8
20083NIC		3/8 x 1/4
20084NIC		3/8 x 3/8
20088NIC		3/8 x 1/2
20184NIC		1/2 x 1/4
20085NIC		1/2 x 3/8
20092NIC		1/2 x 1/2

WARNING: This product can expose you to chemicals, including lead, which are known to the State of California to cause cancer and birth defects or other reproductive harm. For more information, visit www.P65Warnings.ca.gov

NICKEL PLATED WITH NICKEL COLLET

BRASS FITTINGS

MALE RUN TEE SWIVEL W/ NICKEL COLLET



PART #	LIST	PTC X MPT
20160NIC		1/8 x 1/8
20162NIC		1/4 x 1/8
20163NIC		1/4 x 1/4
20164NIC		3/8 x 1/4

MALE BRANCH TEE SWIVEL W/ NICKEL COLLET



PART #	LIST	PTC X MPT
20103NIC		1/8 x 1/8
20105NIC		1/4 x 1/8
20106NIC		1/4 x 1/4
20107NIC		3/8 x 1/4
20108NIC		3/8 x 3/8

BULKHEAD UNION W/ NICKEL COLLET



PART #	LIST	PTC
20125NIC		5/32
20127NIC		1/4
20123NIC		5/16
20128NIC		3/8
20129NIC		1/2

METRIC UNION W/ NICKEL COLLET



PART #	LIST	PTC
20600NIC		4MM
20601NIC		6MM
20727NIC		8MM
20603NIC		10MM
20604NIC		12MM

METRIC UNION TEE W/ NICKEL COLLET



PART #	LIST	PTC
20611NIC		6MM
20612NIC		8MM

WARNING: This product can expose you to chemicals, including lead, which are known to the State of California to cause cancer and birth defects or other reproductive harm. For more information, visit www.P65Warnings.ca.gov



NICKEL PLATED WITH NICKEL COLLET

BRASS FITTINGS

METRIC 90° UNION ELBOW W/ NICKEL COLLET

PART #	LIST	PTC
20206NIC		4MM
20660NIC		6MM
20661NIC		8MM
20613NIC		10MM
20614NIC		12MM
20743NIC		14MM

METRIC MALE CONNECTOR W/ NICKEL COLLET

PART #	LIST	PTC X MALE BSPT
20630NIC		4MM x 1/8
20631NIC		4MM x 1/4
20632NIC		6MM x 1/8
20633NIC		6MM x 1/4
20702NIC		8MM x 1/8
20634NIC		8MM x 1/4
20635NIC		8MM x 3/8
20636NIC		10MM x 1/4
20637NIC		10MM x 3/8
20801NIC		12MM x 1/4

METRIC 90° MALE ELBOW SWIVEL W/ NICKEL COLLET

PART #	LIST	PTC X MALE BSPT
20710NIC		4MM x 1/8
20709NIC		4MM x 1/4
20859NIC		6MM x M5
20642NIC		6MM x 1/8
20803NIC		6MM x 1/4
20702NIC		8MM x 1/8
20634NIC		8MM x 1/4
20635NIC		8MM x 3/8
20656NIC		10MM x 1/4
20657NIC		10MM x 3/8

METRIC BULKHEAD UNION W/ NICKEL COLLET

PART #	LIST	PTC
283PPNIC-4MM		4MM
283PPNIC-8MM		8MM

WARNING: This product can expose you to chemicals, including lead, which are known to the State of California to cause cancer and birth defects or other reproductive harm. For more information, visit www.P65Warnings.ca.gov



STAINLESS STEEL PUSH IN FITTINGS

BRASS FITTINGS

UNION STAINLESS STEEL



PART #	PTC	LIST
20019SS	1/4	
20015SS	5/16	
20020SS	3/8	
20021SS	1/2	

UNION TEE STAINLESS STEEL



PART #	PTC	LIST
20028SS	1/4	
20029R64SS	3/8	

90° UNION ELBOW STAINLESS STEEL



PART #	PTC	LIST
20151SS	5/32	
20152SS	1/4	
20155SS	5/16	
20153SS	3/8	
20154SS	1/2	

MALE CONNECTOR STAINLESS STEEL



PART #	PTC X MPT	LIST
20054SS	1/4 x 1/8	
20055SS	1/4 x 1/4	
20056SS	1/4 x 3/8	
20058SS	3/8 x 1/4	
20059SS	3/8 x 3/8	
20060SS	1/2 x 1/4	
20061SS	1/2 x 3/8	
20063SS	1/2 x 1/2	

90° MALE ELBOW SWIVEL STAINLESS STEEL



PART #	PTC X MPT	LIST
20081SS	1/4 x 1/8	
20082SS	1/4 x 1/4	
20086SS	1/4 x 3/8	
20538SS	5/16 x 1/4	
20087SS	3/8 x 1/8	
20083SS	3/8 x 1/4	
20084SS	3/8 x 3/8	
20092SS	1/2 x 1/2	

WARNING: This product can expose you to chemicals, including lead, which are known to the State of California to cause cancer and birth defects or other reproductive harm. For more information, visit www.P65Warnings.ca.gov

BRASS

COMPOSITE BODY PUSH-IN FITTINGS

BRASS FITTINGS

Composite Body Push-In Fittings**Specifications**

Fluid admitted	Air
Working pressure range	0-150 PSI (10BAR)
Min. Burst pressure	340PSI (23BAR)
Working Temperature range	0°F ~160°F

Materials of Construction:

1	Body	Composite Polyacetal (hemopolymer, copolymer)
2	Body	Brass
3	Tube Release	Acetal Resin
4	Retainer	Brass
5	Gripper Ring	Stainless Steel
6	Spacer	Brass
7	O-Ring	NBR 70
8	Threads	Brass w/ white sealant

The latest generation of composite material is used in the body construction in addition to brass on threaded components and stainless steel on the tube gripper.

• Tolerance

+/- .02 on all dimensions. Dimension data can change without notice. Please call us when dimensions are critical.

WARNING: This product can expose you to chemicals, including lead, which are known to the State of California to cause cancer and birth defects or other reproductive harm. For more information, visit www.P65Warnings.ca.gov



COMPOSITE BODY PUSH-IN FITTINGS

BRASS FITTINGS

UNION



PART #	TUBE O.D.	APPROX. WT. LBS.	LIST PRICE
20017C	1/8"	0.01	---
20018C	5/32"	0.01	---
20001C	3/16"	0.01	---
20019C	1/4"	0.01	---
20015C	5/16"	0.01	---
20020C	3/8"	0.02	---
20021C	1/2"	0.03	---
20016C	1/4" x 5/32"	0.01	---
20515C	5/16" x 1/4"	0.01	---
20022C	3/8" x 1/4"	0.01	---
20516C	3/8" x 5/16"	0.02	---
20024C	1/2" x 3/8"	0.03	---

PQ62P

UNION TEE



PART #	TUBE O.D.	APPROX. WT. LBS.	LIST PRICE
20025C	1/8"	0.01	---
20026C	5/32"	0.01	---
20027C	3/16"	0.02	---
20028C	1/4"	0.02	---
20031C	5/16"	0.02	---
20029C	3/8"	0.02	---
20030C	1/2"	0.08	---

PQ64P

90° UNION ELBOW



PART #	TUBE O.D.	APPROX. WT. LBS.	LIST PRICE
20150C	1/8"	0.01	---
20151C	5/32"	0.01	---
20149C	3/16"	0.01	---
20152C	1/4"	0.02	---
20155C	5/16"	0.02	---
20153C	3/8"	0.02	---
20154C	1/2"	0.02	---

PQ65P

UNION "Y" CONNECTOR



PART #	TUBE O.D.	APPROX. WT. LBS.	LIST PRICE
20551C	5/32"	0.01	---
20553C	1/4"	0.02	---
20182C	5/16"	0.02	---
20555C	3/8"	0.02	---
20185C	1/2"	0.07	---

PQ89P

FEMALE CONNECTOR

• Brass



PART #	TUBE O.D. X FEMALE NPT	APPROX. WT. LBS.	LIST PRICE
20034C	1/4" x 1/8"	0.02	---
20035C	1/4" x 1/4"	0.04	---
20036C	3/8" x 1/4"	0.04	---
20037C	3/8" x 3/8"	0.06	---

PQ66P

COMPOSITE BODY PUSH-IN FITTINGS

BRASS FITTINGS

MALE CONNECTOR

- Nickel Plated



- See broader range of sizes on page 104
- N/P push-in fittings

PART #	TUBE O.D. X MALE NPT	APPROX. WT. LBS.	LIST PRICE
20050C	5/32" x 1/8"	0.02	---
20053C	1/4" x 10-32"	0.02	---
20054C	1/4" x 1/8"	0.02	---
20055C	1/4" x 1/4"	0.02	---
20056C	1/4" x 3/8"	0.04	---
20530C	5/16" x 1/8"	0.05	---
20531C	5/16" x 1/4"	0.05	---
20057C	3/8" x 1/8"	0.05	---
20058C	3/8" x 1/4"	0.06	---
20059C	3/8" x 3/8"	0.06	---
20062C	3/8" x 1/2"	0.08	---
20060C	1/2" x 1/4"	0.06	---
20061C	1/2" x 3/8"	0.08	---
20063C	1/2" x 1/2"	0.10	---

PQ68P

SWIVEL MALE ELBOW

- Swivels for installation only.
- Not a live swivel



- * Global Thread

PART #	TUBE O.D. X MALE NPT	APPROX. WT. LBS.	LIST PRICE
20079C	1/8" x 1/8"	0.01	---
20535C*	1/8" x 1/4"	0.01	---
20517C*	3/16" x 1/4"	0.01	---
20080C*	5/32" x 1/8"	0.01	---
20077C*	5/32" x 1/4"	0.01	---
20049C*	5/32" x 10/32"	0.01	---
20078C	1/4" x 10-32	0.01	---
20081C	1/4" x 1/8"	0.02	---
20082C	1/4" x 1/4"	0.04	---
20086C	1/4" x 3/8"	0.06	---
20518C*	1/4" x 1/2"	0.07	---
20537C	5/16" x 1/8"	0.04	---
20538C	5/16" x 1/4"	0.04	---
20539C*	5/16" x 3/8"	0.06	---
20087C	3/8" x 1/8"	0.04	---
20083C	3/8" x 1/4"	0.08	---
20084C	3/8" x 3/8"	0.10	---
20088C	3/8" x 1/2"	0.12	---
20184C	1/2" x 1/4"	0.14	---
20085C	1/2" x 3/8"	0.16	---
20092C*	1/2" x 1/2"	0.18	---

PQ69PS

LONG PATTERN MALE ELBOWS

PART #	TUBE O.D. X THREAD	APPROX. WT. LBS.	LIST PRICE
20572C	1/4 X 1/8	0.03	---
20573C	1/4 X 1/4	0.05	---
20574C	1/4 X 3/8	0.06	---
20579C	3/8 X 1/4	0.09	---
20580C	3/8 X 3/8	0.12	---
20581C	3/8 X 1/2	0.14	---
20582C	1/2 X 1/4	0.16	---
20583C	1/2 X 3/8	0.18	---
20584C	1/2 X 1/2	0.20	---

WARNING: This product can expose you to chemicals, including lead, which are known to the State of California to cause cancer and birth defects or other reproductive harm. For more information, visit www.P65Warnings.ca.gov

COMPOSITE BODY PUSH-IN FITTINGS

BRASS FITTINGS

FEMALE SWIVEL ELBOWS



PART #	TUBE O.D. X FEMALE NPT	APPROX. WT. LBS.	LIST PRICE
20089C	1/4 X 1/8	0.05	---
20090C	1/4 X 1/4	0.06	---
20591C	1/4 X 3/8	0.07	---
20091C	3/8 X 1/4	0.10	---
20595C	3/8 X 3/8	0.14	---
20596C	3/8 X 1/2	0.15	---
20597C	1/2 X 3/8	0.20	---
20598C	1/2 X 1/2	0.23	---

45° SWIVELS



PART #	TUBE O.D. X MALE NPT	APPROX. WT. LBS.	LIST PRICE
20139C	1/4 X 1/8	0.04	---
20140C	1/4 X 1/4	0.05	---

SWIVEL MALE RUN TEE

• Swivels for installation only.



* Global Thread

PART #	TUBE O.D. X MALE NPT	APPROX. WT. LBS.	LIST PRICE
20160C*	1/8" x 1/8"	0.03	---
20833C*	1/8" x 1/4"	0.03	---
20835C*	5/32" x 10-32	0.03	---
20162C	1/4" x 1/8"	0.04	---
20163C	1/4" x 1/4"	0.04	---
20834C*	1/4" x 10-32	0.04	---
20099C	3/8" x 1/8"	0.06	---
20100C	3/8" x 1/4"	0.08	---
20165C	3/8" x 3/8"	0.10	---
20181C	3/8 x 1/2	0.12	---
20174C	1/2 x 1/4	0.12	---
20166C	1/2 x 3/8	0.14	---
20167C	1/2 x 1/2	0.16	---

PQ71PS

SWIVEL MALE BRANCH TEE

• Swivels for installation only.

• Not a live swivel




* Global Thread

PART #	TUBE O.D. X MALE NPT	APPROX. WT. LBS.	LIST PRICE
20103C*	1/8" x 1/8"	0.02	---
20519C*	1/8" x 1/4"	0.03	---
20109C*	5/32" x 1/8"	0.02	---
20135C*	5/32" x 1/4"	0.03	---
20104C*	5/32" x 10/32"	0.03	---
20830C*	3/16" x 1/8"	0.03	---
20105C	1/4" x 1/8"	0.04	---
20106C	1/4" x 1/4"	0.06	---
20831C*	1/4" x 10/32"	0.06	---
20121C	1/4" x 3/8"	0.08	---
20136C*	5/16" x 1/8"	0.04	---
20137C*	5/16" x 1/4"	0.05	---
20832C*	5/16" x 3/8"	0.06	---
20107C	3/8" x 1/4"	0.10	---
20108C	3/8" x 3/8"	0.12	---
20158C*	3/8 X 1/2	0.14	---
20138C*	1/2 X 1/4	0.14	---
20110C	1/2 X 3/8	0.16	---
20111C	1/2 X 1/2	0.21	---

PQ72PS

COMPOSITE BODY PUSH-IN FITTINGS

BRASS FITTINGS

BULKHEAD UNION

PART #	TUBE O.D.	APPROX. WT. LBS.	LIST PRICE
20127C	1/4"	0.04	---
20128C	3/8"	0.06	---
20129C	1/2"	0.10	---

PQ82P

BULKHEAD FEMALES

PART #	TUBE O.D. X THREAD	APPROX. WT. LBS.	LIST PRICE
20170C	1/4 X 1/8	0.04	---
20171C	1/4 X 1/4	0.04	---
20172C	3/8 X 1/4	0.06	---
20173C	3/8 X 3/8	0.07	---
20175C	1/2 X 1/4	0.07	---
20176C	1/2 X 3/8	0.09	---
20179C	1/2 X 1/2	0.10	---

SWIVEL "Y" CONNECTOR

• Swivels for installation only. • Not a live swivel




PART #	TUBE O.D. X MALE NPT	APPROX. WT. LBS.	LIST PRICE
20187C	1/4 X 1/8	0.02	---
20557C	1/4" x 1/4"	0.02	---
20188C	3/8 X 1/4	0.04	---
20189C	3/8 X 3/8	0.04	---
20193C	3/8 X 1/2	0.07	---
20194C	1/2 X 3/8	0.06	---
20195C	1/2 X 1/2	0.09	---

PQ88PS

IN-LINE NEEDLE VALVE

PART #	TUBE O.D.	APPROX. WT. LBS.	LIST PRICE
20487C	1/4"	0.04	---
20488C	5/16"	0.05	---
20489C	3/8"	0.06	---

PQ310C

RIGHT ANGLE FLOW CONTROL METER IN • Free flow out

- Marked w/V
- Free flow out

PART #	TUBE O.D. X MALE NPT	APPROX. WT. LBS.	LIST PRICE
20727C	1/4 X 1/8	0.04	---
20728C	1/4" x 1/4"	0.04	---
20780C	3/8 X 1/4	0.06	---
20781C	3/8 X 3/8	0.06	---
20782C	1/2 X 1/2	0.10	---

JPQ

RIGHT ANGLE FLOW CONTROL METER OUT • Free flow in

- Marked w/C
- Free flow out

PART #	TUBE O.D. X MALE NPT	APPROX. WT. LBS.	LIST PRICE
20785C	1/4 x 1/8	0.04	---
20786C	1/4 x 1/4	0.04	---
20787C	3/8 x 1/4	0.06	---
20788C	3/8 x 3/8	0.06	---
20789C	1/2 x 1/2	0.10	---

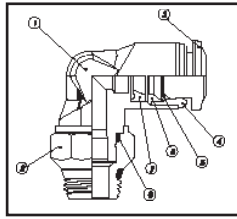
WARNING: This product can expose you to chemicals, including lead, which are known to the State of California to cause cancer and birth defects or other reproductive harm. For more information, visit www.P65Warnings.ca.gov



METRIC COMPOSITE BODY PUSH-IN FITTINGS

BRASS FITTINGS

Technical Characteristics



PART 1	BODY	COMPOSITE
PART 2	BODY	NICKEL PLATED BRASS
PART 3	TUBE RELEASE	ACETAL RESIN
PART 4	RETAINER	NICKEL PLATED BRASS
PART 5	GRIPPER RING	STAINLESS STEEL
PART 6	SPACER	COMPOSITE
PART 7	THREAD PACKING	NBR 70
PART 8	O-RING	NBR 70
PART 9	THREAD SEAL	NBR70

Operating Range

Pressure: 0 to 220 PSI (15 bar)

Vacuum: 0 to 29hg (-.99 bar)

Temperature

-5° F to + 175° F (-20° C to + 80° C)

Media

Compressed air.

Non-toxic fluids (water)

Materials

The latest generation of composite material is used in the body construction in addition to nickel-plated brass on threaded components and stainless steel on the tube gripper.

UNION



PART #	TUBE O.D. (MM)	LIST PRICE
20600	4	---
20601	6	---
20602	8	---
20603	10	---
20604	12	---

UNION TEE



PART #	TUBE O.D. (MM)	LIST PRICE
20610	4	---
20862	5	---
20611	6	---
20612	8	---
20613	10	---
20614	12	---
20861	14	---

3104

UNION ELBOW



PART #	TUBE O.D. (MM)	LIST PRICE
20806	4	---
20660	6	---
20661	8	---
20807	10	---
20808	12	---
20740	14	---

3102

MALE ADAPTER



PART #	TUBE OD (MM)	BSPT THREAD	LIST PRICE
20630	4	1/8"	---
20631	4	1/4"	---
20632	6	1/8"	---
20633	6	1/4"	---
20634	8	1/4"	---
20635	8	3/8"	---
20636	10	1/4"	---
20637	10	3/8"	---
20801	12	1/4"	---
20638	12	3/8"	---

3175

WARNING: This product can expose you to chemicals, including lead, which are known to the State of California to cause cancer and birth defects or other reproductive harm. For more information, visit www.P65Warnings.ca.gov

BRASS

METRIC COMPOSITE BODY PUSH-IN FITTINGS

BRASS FITTINGS

SWIVEL ELBOW

PART #	TUBE OD (MM)	BSPT THREAD	LIST PRICE
20690*	4	M5	---
20856*	4	1/8"	---
20855*	4	1/4"	---
20692*	5	M5	---
20857*	5	1/8"	---
20859*	6	M5	---
20642	6	1/8"	---
20803	6	1/4"	---
20698*	6	3/8"	---
20699*	6	1/2"	---
20711*	8	1/8"	---
20805	8	1/4"	---
20655	8	3/8"	---
20712*	8	1/2"	---
20656	10	1/4"	---
20657	10	3/8"	---
20713*	10	1/2"	---
20790	12	1/4"	---
20658	12	3/8"	---
20659	12	1/2"	---
20714*	14	3/8"	---
20854*	14	1/2"	---

- * Global Thread
 • BSPP Available

SWIVEL BRANCH TEE

PART #	TUBE OD (MM)	BSPT THREAD	LIST PRICE
20680*	4	1/8"	---
20860*	4	1/4"	---
20717*	5	1/8"	---
20682	6	1/8"	---
20683	6	1/4"	---
20809	8	1/8"	---
20684	8	1/4"	---
20685	8	3/8"	---
20686	10	1/4"	---
20687	10	3/8"	---
20810	10	1/2"	---
20688	12	3/8"	---
20689	12	1/2"	---
20718*	14	3/8"	---
20719*	14	1/2"	---

- * Global Thread
 • BSPP Available

SWIVEL RUN TEE

PART #	TUBE OD (MM)	BSPT THREAD	LIST PRICE
20670	4	1/8"	---
20720*	4	1/4"	---
20721*	5	1/8"	---
20672	6	1/8"	---
20673	6	1/4"	---
20811	8	1/8"	---
20674	8	1/4"	---
20675	8	3/8"	---
20676	10	1/4"	---
20677	10	3/8"	---
20678	12	3/8"	---
20679	12	1/2"	---

- * Global Thread
 • BSPP Available

WARNING: This product can expose you to chemicals, including lead, which are known to the State of California to cause cancer and birth defects or other reproductive harm. For more information, visit www.P65Warnings.ca.gov



METRIC COMPOSITE BODY PUSH-IN FITTINGS

BRASS FITTINGS

UNION WYE



PART #	TUBE OD (MM)	LIST PRICE
20813	4	---
20814	6	---
20815	8	---
20746	10	---
20802	12	---

SWIVEL MALE WYE



PART #	TUBE OD (MM)	GLOBAL THREAD	LIST PRICE
20816	4	1/8"	---
20821*	4	1/4"	---
20817*	6	1/8"	---
20818	6	1/4"	---
20819*	8	1/8"	---
20820*	8	1/4"	---
20822*	8	3/8"	---
20823*	10	1/4"	---
20824*	10	3/8"	---
20825*	10	1/2"	---
20826*	12	3/8"	---
20827*	12	1/2"	---

- * Global Thread
- BSPP Available


Also available:

- 45° elbow swivel
- 4 position Y
- Manifolds
- Extended swivel elbows
- Bulkhead union
- Plug-in elbows and tees

WARNING: This product can expose you to chemicals, including lead, which are known to the State of California to cause cancer and birth defects or other reproductive harm. For more information, visit www.P65Warnings.ca.gov

BRASS

D.O.T. PUSH-IN TUBE FITTINGS



Meets D.O.T. FMVSS 571.106 SAE J1131 Air Brake System Require-

Benefits for Cost Savings & Engineering Project

- **Fast assembly:** No tools required. Simply push tubing in. Saves up to 75% of assembly time compared to standard air compression fittings. No loose parts to handle.
- **Fast disconnect:** Hold the collet collar with two fingers and pull out tube. No tools required.
- **Reusable:** Can be connected and disconnected several times.
- **Reliable sealing:** Using recommended tubing, full sealing is guaranteed.
- **Versatility:** Buna N O'ring standard. Viton and others available per request. Secure tube retention. Pulling on tubing only serves to tighten the connection.
- **Pre-Applied Teflon®** based pipe sealant on all male pipe threads, saving customer additional labor.
- **Full Flow Design,** provides more flow area than con-

DOT Fittings are constructed with an all brass captive eyelet which allows for maximum flow. The brass captive eyelet with extended length is floating and has a machined top end radius for easy installation of tubing. All male threads have a pre-applied Teflon® based pipe sealant to provide for easy assembly and leak proof seal.

Materials:

Brass
 "O" Ring: Buna - Nitrile (90 Durometer)
 EP (Ethylene Propylene)

Working Pressures & Temperature Ranges

Vacuum to 150 PSI
 -40°F to 200° F (-40°C to +93°C)

Dimension data can change without notice. Please check when dimensions are critical.

D.O.T. PUSH-IN

BRASS FITTINGS

PLUG



AQ59DOT

PART #	TUBE O.D.	APPROX. WT. LBS.	LIST PRICE
595320	5/32"	0.01	---
590400	1/4"	0.02	---
590600	3/8"	0.02	---
590800	1/2"	0.04	---

1829 DQ59DOT 639PMT

UNION



AQ62DOT
DQ62

PART #	TUBE O.D.	APPROX. WT. LBS.	LIST PRICE
620532	5/32"	0.06	---
620400	1/4"	0.06	---
620600	3/8"	0.13	---
620604	3/8" x 1/4"	0.15	---
620800	1/2"	0.19	---
621000	5/8"	0.30	---
621200	3/4"	0.44	---

AQ62DOT 62PMT 1862 DQ62DOT

UNION TEE



AQ64DOT
DQ64

PART #	TUBE O.D.	APPROX. WT. LBS.	LIST PRICE
640400	1/4"	0.09	---
640600	3/8"	0.16	---
640800	1/2"	0.25	---
641000	5/8"	0.32	---
641200	3/4"	0.36	---

AQ64DOT 164 PMT 1864 DQ64DOT

UNION ELBOW



AQ65DOT
DQ65

PART #	TUBE O.D.	APPROX. WT. LBS.	LIST PRICE
655320	5/32"	0.03	---
650400	1/4"	0.06	---
650600	3/8"	0.12	---
650800	1/2"	0.18	---

WARNING: This product can expose you to chemicals, including lead, which are known to the State of California to cause cancer and birth defects or other reproductive harm. For more information, visit www.P65Warnings.ca.gov

BRASS

D.O.T. PUSH-IN

BRASS FITTINGS

FEMALE CONNECTOR



AQ66DOT
DQ66

PART #	TUBE O.D. X FEMALE NPTF	APPROX. WT. LBS.	LIST PRICE
660402	1/4" x 1/8"	0.06	---
660404	1/4" x 1/4"	0.10	---
660602	3/8" x 1/8"	0.11	---
660604	3/8" x 1/4"	0.11	---
660606	3/8" x 3/8"	0.17	---
660804	1/2" x 1/4"	0.14	---
660806	1/2" x 3/8"	0.16	---
660808	1/2" x 1/2"	0.25	---

AQ66DOT 66PMT 1866 DQ66DOT

MALE CONNECTOR



AQ68DOT
DQ68

PART #	TUBE O.D. X MALE NPTF	APPROX. WT. LBS.	LIST PRICE
685320	5/32" x 10/32"	0.02	---
685321	5/32" x 1/16"	0.02	---
685322	5/32" x 1/8"	0.02	---
680302	3/16" x 1/8"	0.02	---
680421	1/4" x 1/16"	0.02	---
680402	1/4" x 1/8"	0.03	---
680404	1/4" x 1/4"	0.04	---
680406	1/4" x 3/8"	0.07	---
680602	3/8" x 1/8"	0.06	---
680604	3/8" x 1/4"	0.07	---
680606	3/8" x 3/8"	0.06	---
680608	3/8" x 1/2"	0.13	---
680804	1/2" x 1/4"	0.11	---
680806	1/2" x 3/8"	0.12	---
680808	1/2" x 1/2"	0.14	---
681006	5/8" x 3/8"	0.18	---
681008	5/8" x 1/2"	0.18	---
681208	3/4" x 1/2"	0.20	---
681212	3/4" x 3/4"	0.20	---

AQ68DOT 68PM 1868 DQ68DOT 68PMT

WARNING: This product can expose you to chemicals, including lead, which are known to the State of California to cause cancer and birth defects or other reproductive harm. For more information, visit www.P65Warnings.ca.gov



D.O.T. PUSH-IN

BRASS FITTINGS

MALE ELBOW




Forged

AQ69DOT
DQ69

PART #	TUBE O.D. X MALE NPTF	APPROX. WT. LBS.	LIST PRICE
695302	5/32" x 1/16"	0.03	---
695322	5/32" x 1/8"	0.03	---
690302	3/16" x 1/8"	0.03	---
690402	1/4" x 1/8"	0.08	---
690404	1/4" x 1/4"	0.06	---
690406	1/4" x 3/8"	0.11	---
690602	3/8" x 1/8"	0.08	---
690604	3/8" x 1/4"	0.09	---
690606	3/8" x 3/8"	0.11	---
690608	3/8" x 1/2"	0.20	---
690804	1/2" x 1/4"	0.22	---
690806	1/2" x 3/8"	0.22	---
690808	1/2" x 1/2"	0.24	---
691006	5/8" x 3/8"	0.30	---
691008	5/8" x 1/2"	0.32	---
691208	3/4" x 1/2"	0.32	---
691212	3/4" x 3/4"	0.34	---

AQ69DOT 169PMTNS 1869 DQ69DOT

MALE SWIVEL ELBOW



Forged

AQ62DOTS
DQ69S

PART #	TUBE O.D. X MALE NPTF	APPROX. WT. LBS.	LIST PRICE
695322S	5/32" x 1/8"	0.07	---
690402S	1/4" x 1/8"	0.06	---
690404S	1/4" x 1/4"	0.10	---
690406S	1/4" x 3/8"	0.10	---
690602S	3/8" x 1/8"	0.10	---
690604S	3/8" x 1/4"	0.11	---
690606S	3/8" x 3/8"	0.12	---
690608S	3/8" x 1/2"	0.20	---
690804S	1/2" x 1/4"	0.16	---
690806S	1/2" x 3/8"	0.18	---
690808S	1/2" x 1/2"	0.26	---
691006S	5/8" x 3/8"	0.28	---
691008S	5/8" x 1/2"	0.30	---
691208S	3/4" x 1/2"	0.50	---
691212S	3/4" x 3/4"	0.56	---

AQ69DOTS 169PMT 1869 DQ69DOTS

D.O.T. PUSH-IN

BRASS FITTINGS

FEMALE ELBOW



Forged

AQ70DOTS
DQ70

PART #	TUBE O.D. X FEMALE NPTF	APPROX. WT. LBS.	LIST PRICE
700402	1/4" x 1/8"	0.06	---
700404	1/4" x 1/4"	0.10	---
700406	1/4" x 3/8"	0.16	---
700602	3/8" x 1/8"	0.15	----
700604	3/8" x 1/4"	0.12	---
700606	3/8" x 3/8"	0.17	---
700806	1/2" x 3/8"	0.26	---
700808	1/2" x 1/2"	0.30	---

AQ70DOTS 1870 DQ70DOTS 170PMTNS


FEMALE SWIVEL ELBOW



AQ70DOTS

PART #	TUBE O.D. X FEMALE NPTF	LIST PRICE
700404S	1/4" x 1/4"	---

MALE RUN TEE



Forged

AQ71DOT
DQ71

PART #	TUBE O.D. X MALE NPTF (1 X 3) X 2	APPROX. WT. LBS.	LIST PRICE
710402	1/4" x 1/8"	0.06	---
71040604	(1/4" x 3/8") x 1/4"	0.20	----
710404	1/4" x 1/4"	0.08	---
710604	3/8" x 1/4"	0.20	---
71060404	(3/8" x 1/4") x 1/4"	0.20	---
710606	3/8" x 3/8"	0.17	---
71060406	(3/8" x 1/4") x 3/8"	0.20	----
710608	3/8" x 1/2"	0.14	---
710806	1/2" x 3/8"	0.28	---

AQ71DOT 171PMTNS 1871 DQ71DOT


WARNING: This product can expose you to chemicals, including lead, which are known to the State of California to cause cancer and birth defects or other reproductive harm. For more information, visit www.P65Warnings.ca.gov



D.O.T. PUSH-IN

BRASS FITTINGS

MALE SWIVEL RUN TEE



AQ71DOTS
DQ71S Forged

PART #	TUBE O.D. X MALE NPTF	APPROX. WT. LBS.	LIST PRICE
710402S	1/4" x 1/8"	0.09	---
710404S	1/4" x 1/4"	0.11	---
710604S	3/8" x 1/4"	0.15	---
710606S	3/8" x 3/8"	0.14	---
710804S	1/2" x 1/4"	0.24	---
710806S	1/2" x 3/8"	0.24	---
710808S	1/2" x 1/2"	0.30	---

AQ71DOTS 171PMT 1871 DQ71DOTS

MALE 45° ELBOW



AQ54DOT
DQ54 Forged

PART #	TUBE O.D. X MALE NPTF	APPROX. WT. LBS.	LIST PRICE
540402	1/4" x 1/8"	0.06	---
540404	1/4" x 1/4"	0.06	---
540602	3/8" x 1/8"	0.08	---
540604	3/8" x 1/4"	0.09	---
540606	3/8" x 3/8"	0.11	---
540608	3/8" x 1/2"	0.15	---
540804	1/2" x 1/4"	0.13	---
540806	1/2" x 3/8"	0.16	---
540808	1/2" x 1/2"	0.18	---
541006	5/8" x 3/8"	0.22	---
541008	5/8" x 1/2"	0.21	---
541208	3/4" x 1/2"	0.28	---
541212	3/4" x 3/4"	0.32	---

AQ54DOT 179MTNS 1880 DQ54DOT

MALE 45° SWIVEL ELBOW



AQ54DOTS
DQ54S

PART #	TUBE O.D. X MALE NPTF	APPROX. WT. LBS.	LIST PRICE
540402S	1/4" x 1/8"	0.06	---
540404S	1/4" x 1/4"	0.09	---
540602S	3/8" x 1/8"	0.10	---
540604S	3/8" x 1/4"	0.11	---
540606S	3/8" x 3/8"	0.13	---
540804S	1/2" x 1/4"	0.14	---
540806S	1/2" x 3/8"	0.16	---
540808S	1/2" x 1/2"	0.18	---
541008S	5/8" x 1/2"	0.24	---

AQ54DOTS 179PMT 1880 DQ54DOTS

MALE BRANCH TEE



AQ72DOT
DQ72 Forged


PART #	TUBE O.D. X MALE NPTF (1 X 2) X 3	APPROX. WT. LBS.	LIST PRICE
720302	3/16" x 1/8"	0.07	---
720402	1/4" x 1/8"	0.10	---
720404	1/4" x 1/4"	0.10	---
720604	3/8" x 1/4"	0.14	---
72060404	(3/8" x 1/4") x 1/4"	0.20	---
720606	3/8" x 3/8"	0.15	---
720804	1/2" x 1/4"	0.20	---
720806	1/2" x 3/8"	0.24	---
720808	1/2" x 1/2"	0.32	---
72100808	(5/8" x 1/2") x 1/2"	0.20	---

AQ72DOT 172PMTNS 1872 DQ72DOT

D.O.T. PUSH-IN

BRASS FITTINGS

MALE SWIVEL BRANCH TEE



PART #	TUBE O.D. X MALE NPTF	APPROX. WT. LBS.	LIST PRICE
720402S	1/4" x 1/8"	0.12	---
720404S	1/4" x 1/4"	0.14	---
720602S	3/8" x 1/8"	0.19	---
720604S	3/8" x 1/4"	0.15	---
720606S	3/8" x 3/8"	0.17	---
720804S	1/2" x 1/4"	0.30	---
720806S	1/2" x 3/8"	0.34	---
720808S	1/2" x 1/2"	0.22	---

AQ72DOTS 172PMT 1872 DQ72DOTS

FEMALE BRANCH TEE



(RUN) BRANCH

PART #	(1 & 2) X 3	LIST PRICE
770402	1/4" x 1/8"	---
770404	1/4" x 1/4"	---
770604	3/8" x 1/4"	---


GLADHAND BULKHEAD CONNECTOR



TUBE OD X MALE NPTF

PART #	SIZE	LIST PRICE
830808	1/2" x 1/2"	---

BULKHEAD UNION



PART #	TUBE O.D.	APPROX. WT. LBS.	LIST PRICE
820400	1/4"	0.16	---
820600	3/8"	0.21	---
820800	1/2"	0.14	---
821000	5/8"	0.30	---

AQ82DOT 62PMTBH 1874 DQ82DOT

FEMALE BULKHEAD UNION



PART #	TUBE O.D. X FEMALE NPTF	APPROX. WT. LBS.	LIST PRICE
860402	1/4" x 1/8"	0.08	---
860404	1/4" x 1/4"	0.10	---
860604	3/8" x 1/4"	0.14	---
860606	3/8" x 3/8"	0.31	---
860808	1/2" x 1/2"	0.32	---

AQ86DOT 1873 DQ86DOT 66PMTBH

- Jam nuts not available separately

WARNING: This product can expose you to chemicals, including lead, which are known to the State of California to cause cancer and birth defects or other reproductive harm. For more information, visit www.P65Warnings.ca.gov

COMPOSITE BODY DOT AIRBRAKE FITTINGS

WARNING

- Composite DOT push-to-connect fittings are designed only for use in applications where air is utilized as an operating fluid.
- Fittings must be used in accordance with manufacturer and industry specifications.
- They are not intended for use in environments exceeding 145psi or 140 degrees F.
- The Department of Transportation FMVSS 49CFR571-106 prohibits use of this type of fitting for connections between towed and towing vehicles or between a driveshaft and chassis.
- Using Composite DOT fittings in a manner inconsistent with manufacturer specifications may result in serious injury or property damage.
- Under no circumstances shall the supplier be liable to buyer for any consequential or incidental damages of any nature whatsoever arising from nonconformity of goods, defective goods, or delay in shipment or any other breach by seller.

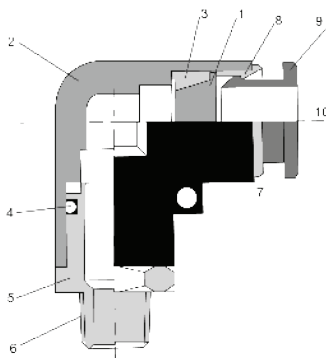
Please feel free to email warnings@compdotfitting.com with any questions or concerns.



- One touch connection reduces installation time and cost.
- Rugged ultraviolet and vibration resistant composite body.
- Various shapes and configurations to meet vehicle applications and make installations easier.

SPECIFICATIONS FOR FMVSS (D.O.T.) AND SAE COMPLIANT FITTINGS

Operating Fluid	Air						
Max. Operating Pressure	145psi (1.0MPa)						
Proof Pressure	Size	5/32"	1/4"	3/8"	1/2"	5/8"	3/4"
	At 75°F (24°C)	1200psi	1200psi	1400psi	950psi	900psi	800psi
	At 200 °F (93°C)	450psi (3.1MPa)					
Recommended Fluid and Ambient Temperature*	-40°F to 140°F (-40°C to 60°C)						
Leak Rate at -40°F (-40°C)	7 Ncm ³ /min. or less						
Thread	Thread Portion	ANSI/ASME B1.20.1, 1983 R1992					
	Nut	JIS B 0208 (Unified fine thread) ISO 263					
Thread Sealant	Fluorine/ Acrylic						
Applicable Standards	D.O.T. FMVSS 49 CFR 571.106, SAE J2494-3						
Applicable Tubing	Tubing conforming to both SAE J844 and D.O.T. FMVSS 49 CFR 571.106. Material: Nylon12						
Tube O.D.	5/32", 1/4", 3/8", 1/2", 5/8", 3/4"						



1. Chuck	Stainless steel or Brass
2. Body	Polybutylene Terephthalate (PBT), Brass
3/4. Tube seal, O-Ring	Buna-N, Nitrile Rubber
5. Stud	Brass
6. Sealant	Flourine/ Acrylic
7. Guide	Stainless Steel or Polyacetal (Acetal)
8. Stabilization Ring	Stainless Steel
9. Release Button	Polyacetal, POM (Acetal)
10. Tube support	Stainless Steel/ Brass

COMPOSITE BODY D.O.T. PUSH-IN

BRASS FITTINGS

STRAIGHT UNION



PART #	TUBE OD (INCH)	APPROX. WT. LBS.	LIST PRICE
620532C	5/32	0.01	---
620400C	1/4	0.01	---
620600C	3/8	0.03	---
620800C	1/2	0.05	---
621000C	5/8	0.08	---

UNION TEE



PART #	TUBE OD (INCH)	APPROX. WT. LBS.	LIST PRICE
645320C	5/32	0.02	---
640400C	1/4	0.02	---
640600C	3/8	0.05	---
640800C	1/2	0.07	---
641000C	5/8	0.13	---

UNION 90° ELBOW



PART #	TUBE OD (INCH)	APPROX. WT. LBS.	LIST PRICE
655320C	5/32	0.01	---
650400C	1/4	0.02	---
650600C	3/8	0.04	---
650800C	1/2	0.05	---

FEMALE CONNECTOR



PART #	TUBE OD (INCH)	THREAD NPT	APPROX. WT. LBS.	LIST PRICE
665302C	5/32	1/8-27	0.04	---
665304C	5/32	1/4-18	0.06	---
660402C	1/4	1/8-27	0.04	---
660404C	1/4	1/4-18	0.06	---
660406C	1/4	3/8-18	0.10	---
660602C	3/8	1/8-27	0.07	---
660604C	3/8	1/4-18	0.07	---
660606C	3/8	3/8-18	0.11	---
660608C	3/8	1/2-14	0.12	---
660802C	1/2	1/8-27	0.11	---
660804C	1/2	1/4-18	0.13	---
660806C	1/2	3/8-18	0.12	---
660808C	1/2	1/2-14	0.13	---

WARNING: This product can expose you to chemicals, including lead, which are known to the State of California to cause cancer and birth defects or other reproductive harm. For more information, visit www.P65Warnings.ca.gov



COMPOSITE BODY D.O.T. PUSH-IN

BRASS FITTINGS

STRAIGHT MALE CONNECTOR



PART #	APP. TUBE OD (INCH)	THREAD NPT	APPROX. WT. LBS.	LIST PRICE
685301C	5/32	1/16-28	0.02	---
685302C	5/32	1/8-27	0.02	---
685304C	5/32	1/4-27	0.03	---
680402C	1/4	1/8-27	0.02	---
680404C	1/4	1/4-18	0.03	---
680406C	1/4	3/8-18	0.05	---
680602C	3/8	1/8-27	0.05	---
680604C	3/8	1/4-18	0.06	---
680606C	3/8	3/8-18	0.06	---
680608C	3/8	1/2-14	0.09	---
680804C	1/2	1/4-18	0.09	---
680806C	1/2	3/8-18	0.09	---
680808C	1/2	1/2-14	0.09	---
681006C	5/8	3/8-18	0.15	---
681008C	5/8	1/2-14	0.13	---
681208C	3/4	1/2-14	0.38	---

90° MALE ELBOW

- Fixed



PART #	TUBE OD (INCH)	THREAD NPT	APPROX. WT. LBS.	LIST PRICE
695322SC	5/32	1/8-27	0.03	---
690402SC	1/4	1/8-27	0.03	---
690404SC	1/4	1/4-18	0.04	---
690406SC	1/4	3/8-18	0.07	---
690602SC	3/8	1/8-27	0.07	---
690604SC	3/8	1/4-18	0.06	---
690606SC	3/8	3/8-18	0.08	---
690608SC	3/8	1/2-14	0.14	---
690804SC	1/2	1/4-18	0.07	---
690806SC	1/2	3/8-18	0.09	---
690808SC	1/2	1/2-14	0.14	---
691006SC	5/8	3/8-18	0.14	---
691008SC	5/8	1/2-14	0.18	---
691208SC	3/4	1/2-14	0.26	---

90° FEMALE ELBOW



PART #	TUBE OD (INCH)	THREAD NPT	APPROX. WT. LBS.	LIST PRICE
705302C	5/32	1/8-27	0.03	---
705304C	5/32	1/4-18	0.05	---
700402SC	1/4	1/8-27	0.03	---
700404SC	1/4	1/4-18	0.05	---
700406SC	1/4	3/8-18	0.08	---
700602C	3/8	1/8-27	0.05	---
700604SC	3/8	1/4-18	0.07	---
700606SC	3/8	3/8-18	0.09	---
700608SC	3/8	1/2-14	0.10	---
700804C	1/2	1/4-18	0.08	---
700806SC	1/2	3/8-18	0.10	---
700808SC	1/2	1/2-14	0.11	---

COMPOSITE BODY D.O.T. PUSH-IN

BRASS FITTINGS

MALE RUN TEE

• Fixed



PART #	TUBE OD (INCH)	THREAD NPT	APPROX. WT. LBS.	LIST PRICE
715301C	5/32	1/16	0.05	---
715302C	5/32	1/8	0.03	---
715304C	5/32	1/4	0.04	---
710402SC	1/4	1/8-27	0.04	---
710404SC	1/4	1/4-18	0.05	---
710604SC	3/8	1/4-18	0.08	---
710606SC	3/8	3/8-18	0.10	---
710608SC	3/8	1/2-14	0.15	---
710804C	1/2	1/4-8	0.09	---
710806SC	1/2	3/8-18	0.11	---
710808C	1/2	1/2-14	0.17	---

MALE BRANCH TEE

• Fixed



PART #	TUBE OD (INCH)	THREAD NPT	APPROX. WT. LBS.	LIST PRICE
725301C	5/32	1/16	0.03	---
725302C	5/32	1/8	0.03	---
725304C	5/32	1/4	0.05	---
720402SC	1/4	1/8-27	0.04	---
720404SC	1/4	1/4-18	0.05	---
720406SC	1/4	3/8-18	0.08	---
720604SC	3/8	1/4-18	0.08	---
720606SC	3/8	3/8-18	0.10	---
720608C	3/8	1/2-14	0.15	---
720804C	1/2	1/4-18	0.09	---
720806SC	1/2	3/8-18	0.11	---
720808SC	1/2	1/2-14	0.17	---
721006C	5/8	3/8	0.18	---
721008C	5/8	1/2	0.21	---

FEMALE BRANCH TEE

PART #	TUBE OD (INCH)	THREAD NPT	APPROX. WT. LBS.	LIST PRICE
770402C	1/4	1/8-27	0.06	---
770404C	1/4	1/4-18	0.08	---
770604C	3/8	1/4-18	0.08	---
770806C	1/2	3/8	0.13	---
771004C	5/8	1/4	0.21	---

45° MALE ELBOW

• Fixed



PART #	TUBE OD (INCH)	THREAD NPT	APPROX. WT. LBS.	LIST PRICE
545302C	5/32	1/8-27	0.03	---
540402SC	1/4	1/8-27	0.03	---
540404SC	1/4	1/4-18	0.04	---
540602SC	3/8	1/8-27	0.06	---
540604SC	3/8	1/4-18	0.06	---
540606SC	3/8	3/8-18	0.08	---
540608SC	3/8	1/2-14	0.13	---
540802C	1/2	1/8-27	0.08	---
540804SC	1/2	1/4-18	0.08	---
540806SC	1/2	3/8-18	0.10	---
540808SC	1/2	1/2-14	0.15	---
541006SC	5/8	3/8-18	0.14	---
541008SC	5/8	1/2-14	0.17	---
541208SC	3/4	1/2-14	0.26	---

WARNING: This product can expose you to chemicals, including lead, which are known to the State of California to cause cancer and birth defects or other reproductive harm. For more information, visit www.P65Warnings.ca.gov

COMPOSITE BODY D.O.T. PUSH-IN

BRASS FITTINGS

UNION "Y"



PART #	A&B TUBE OD (INCH)	C TUBE OD (INCH)	APPROX. WT. LBS.	LIST PRICE
620553C	1/4	1/4	0.03	---
620409C	1/4	3/8	0.03	---
620555C	3/8	3/8	0.05	---
620559C	3/8	1/4	0.07	---
620557C	1/2	1/2	0.08	---

MALE BRANCH "Y"



PART #	TUBE OD (INCH)	THREAD NPT	APPROX. WT. LBS.	LIST PRICE
880402C	1/4	1/8	0.05	---
880404C	1/4	1/4	0.06	---
880406C	1/4	3/8	0.09	---
620604C	3/8	1/4-18	0.09	---
620606C	3/8	3/8-18	0.12	---
620806C	1/2	3/8-18	0.13	---
620808C	1/2	1/2-14	0.15	---

BULKHEAD UNION



PART #	TUBE OD (INCH)	THREAD (UNF)	APPROX. WT. LBS.	LIST PRICE
825320C	5/32	1/2-20	0.07	---
820400C	1/4	9/16-18	0.07	---
820600C	3/8	7/8-14	0.19	---
820800C	1/2	1-12	0.26	---
821000C	5/8	1 1/8-12	0.42	---

FEMALE BULKHEAD CONNECTOR



PART #	APP. TUBE OD (INCH)	THREAD NPT	T (UNF)	APPROX. WT. LBS.	LIST PRICE
865304C	5/32	1/4-18	1/2-20	0.08	---
860402C	1/4	1/8-27	9/16-18	0.01	---
860404C	1/4	1/4-18	9/16-18	0.08	---
860604C	3/8	1/4-18	7/8-14	0.20	---
860606C	3/8	3/8-18	7/8-14	0.20	---
860806C	1/2	3/8-18	1-12	0.26	---
860808C	1/2	1/2-14	1-12	0.27	---




WARNING: This product can expose you to chemicals, including lead, which are known to the State of California to cause cancer and birth defects or other reproductive harm. For more information, visit www.P65Warnings.ca.gov

BRASS

D.O.T. AIR BRAKE - NYLON TUBING

BRASS FITTINGS

D.O.T. AIR BRAKE - NYLON TUBING

Tube O.D	1/4	3/8	1/2	5/8	3/4
Thread Size-B	7/16-24	17/32-24	11/16-20	13/16-18	1-18

-Typical Application

Air brake systems except where temperatures exceed +200°F or where battery acid can drip on tubing.

-Pressure

Maximum operating pressure of 150 PSI.

-Vibration

Fair resistance.

-Temperature Range

-40°F to +200°F (-40°C to +93°C).

-Material

Brass

-Used With

NT Nylon Tubing - SAE J844 Type A and B.

-Tolerance

+/- .02 on all dimensions. Dimension data can change without notice. Please call us when dimensions are critical

-Advantages

Easy to assemble (no tube preparation or flaring required.) Built in tube support. Fittings utilize a ribbed sleeve for compression and positive grip. May be used with copper tubing by replacing nut, sleeve and insert with long nut and spherical sleeve. Insert should be removed for copper tubing use.

-Conformance

Meets specifications and standards of SAE and DOT FMVSS 571,106.

-Assembly Instructions

- 1- Cut tubing to desired length.
- 2-Slide nut and then sleeve on tubing. Threaded end of nut "A" must face toward fitting body.
- 3-Insert tubing into the preassembled fitting. Be sure tubing is bottomed in fitting.
- 4- Tighten nut to required torque as indicated on chart.

Disassembling: Remove nut and pull tubing out of fitting body. Insert will remain in tubing.

Reassembly: Push tubing and insert into fitting body until it bottoms. Thread nut onto fitting body

Tube Size	Additional Number of Turns from Hand-Tight
1/4	3
3/8, 1/2	4
5/8, 3/4	3-1/2

WARNING: This product can expose you to chemicals, including lead, which are known to the State of California to cause cancer and birth defects or other reproductive harm. For more information, visit www.P65Warnings.ca.gov



D.O.T. AIR BRAKE - NYLON TUBING

BRASS FITTINGS

SLEEVE

SAE# 100115



60NA
NT60

PART #	TUBE O.D.	APPROX. WT. LBS.	LIST PRICE
38000	3/16"		---
38001	1/4"	0.01	---
38002	3/8"	0.01	---
38003	1/2"	0.01	---
38004	5/8"	0.01	---
38005	3/4"	0.01	---

60NAB 60NTA 1460

NUT

SAE# 100110



62NA
NT61

PART #	TUBE O.D.	APPROX. WT. LBS.	LIST PRICE
38009	3/16"		---
38010	1/4"	0.02	---
38011	3/8"	0.03	---
38012	1/2"	0.05	---
38013	5/8"	0.06	---
38014	3/4"	0.09	---

61NAB 61NTA 1461

UNION

SAE# 100101BA



62NA
NT62

PART #	TUBE O.D.	APPROX. WT. LBS.	LIST PRICE
38018	3/16"		---
38019	1/4"	0.07	---
38020	3/8"	0.11	---
38021	1/2"	0.20	---
38022	5/8"	0.25	---
38023	3/4"	0.40	---

62NAB 62NTA 1462

BULKHEAD UNION



62NABH
NT62BH

PART #	TUBE O.D.	APPROX. WT. LBS.	LIST PRICE
38028	1/4"	0.11	---
38029	3/8"	0.16	---
38030	1/2"	0.26	---

62NBH 1474 475

STAINLESS STEEL INSERT

• 300 SERIES STAINLESS

• For SAE# J844 TUBING



BRASS INSERT



PART #	TUBE O.D.	APPROX. WT. LBS.	LIST PRICE
38035	1/4"	0.01	---
38036	3/8"	0.01	---
38037	1/2"	0.01	---
38038	5/8"	0.01	---
38039	3/4"	0.01	---

59A 63NTA

PART #	TUBE O.D.	APPROX. WT. LBS.	LIST PRICE
38040	1/4"	0.01	---
38041	3/8"	0.01	---
38042	1/2"	0.01	---
38043	5/8"	0.01	---
38048	3/4"	0.02	---

1484 463

D.O.T. AIR BRAKE - NYLON TUBING

BRASS FITTINGS

TEE

SAE# 100401BA

64NA
NT64

PART #	TUBE O.D.	APPROX. WT. LBS.	LIST PRICE
38044	1/4"	0.12	---
38045	3/8"	0.19	---
38046	1/2"	0.36	---
38047	5/8"	0.48	---

64NAB 264NTA 1464

REDUCING BRANCH TEE



PART #	TUBE O.D. (1&2) X 3	APPROX. WT. LBS.	LIST PRICE
38049	3/8" x 1/4"	0.24	---
38057	1/2" x 3/8"	0.30	---

ELBOW

SAE# 100201BA

65NA
NT65

PART #	TUBE O.D.	APPROX. WT. LBS.	LIST PRICE
38052	1/4"	0.09	---
38053	3/8"	0.13	---
38054	1/2"	0.15	---
38055	5/8"	0.36	---

65NAB 265NTA 1465

FEMALE ADAPTER

SAE# 100103BA

66NA
NT66

PART #	TUBE O.D. X FEMALE NPT	APPROX. WT. LBS.	LIST PRICE
38060	1/4" x 1/8"	0.06	---
38061	1/4" x 1/4"	0.08	---
38062	3/8" x 1/8"	0.07	---
38063	3/8" x 1/4"	0.10	---
38064	3/8" x 3/8"	0.14	---
38065	1/2" x 3/8"	0.16	---
38066	1/2" x 1/2"	0.20	---
38067	5/8" x 3/8"	0.28	---
38068	5/8" x 1/2"	0.28	---
38059	3/4" x 1/2"	0.31	---

66NAB 66NTA 1466 66NBH

Dimension data can change without notice. Please check when dimensions are critical.

Fax 1-800-877-5391




Sales@MidlandIndustries.com

D.O.T. AIR BRAKE - NYLON TUBING

BRASS FITTINGS

MALE ADAPTER

SAE# 100102BA



68NA
NT68VS

• More sizes available

SWIVEL MALE ADAPTER



PART #	TUBE O.D. X MALE NPTF	APPROX. WT. LBS.	LIST PRICE
38072	1/4" x 1/16"	0.05	---
38073	1/4" x 1/8"	0.05	---
38074	1/4" x 1/4"	0.06	---
38075	1/4" x 3/8"	0.08	---
38076	3/8" x 1/8"	0.07	---
38077	3/8" x 1/4"	0.08	---
38078	3/8" x 3/8"	0.10	---
38079	3/8" x 1/2"	0.14	---
38080	1/2" x 1/4"	0.13	---
38081	1/2" x 3/8"	0.14	---
38082	1/2" x 1/2"	0.18	---
38087	1/2" x 3/4"	0.23	---
38083	5/8" x 3/8"	0.17	---
38084	5/8" x 1/2"	0.21	---
38088	5/8" x 3/4"	0.25	---
38085	3/4" x 1/2"	0.28	---
38086	3/4" x 3/4"	0.30	---

68NAB 68NTA 1468

PART #	TUBE O.D. X MALE NPTF	APPROX. WT. LBS.	LIST PRICE
38078S	3/8" x 3/8"	0.18	---
38081S	1/2" x 3/8"	0.22	---

MALE ELBOW

SAE# 100202BA



69NA
NT69VS

• More sizes available

SWIVEL MALE ELBOW



PART #	TUBE O.D. X MALE NPTF	APPROX. WT. LBS.	LIST PRICE
38091	1/4" x 1/8"	0.06	---
38092	1/4" x 1/4"	0.08	---
38093	1/4" x 3/8"	0.13	---
38094	3/8" x 1/8"	0.09	---
38095	3/8" x 1/4"	0.11	---
38090	3/8" x 1/4" LONG	0.14	---
38101	3/8" x 3/8"	0.14	---
38102	3/8" x 1/2"	0.20	---
38103	1/2" x 1/4"	0.16	---
38104	1/2" x 3/8"	0.20	---
38109	1/2" x 3/8" LONG	0.26	---
38105	1/2" x 1/2"	0.29	---
38106	5/8" x 3/8"	0.26	---
38107	5/8" x 1/2"	0.32	---
38110	5/8" x 3/4"	0.40	---
38108	3/4" x 1/2"	0.43	---
38111	3/4" x 3/4"	0.51	---

269NTA 1469

PART #	TUBE O.D. X MALE NPTF	APPROX. WT. LBS.	LIST PRICE
38101S	3/8" x 3/8"	0.28	---
38104S	1/2" x 3/8"	0.32	---

FEMALE ELBOW

SAE# 100203BA



70NA
NT70

PART #	TUBE O.D. X FEMALE NPTF	APPROX. WT. LBS.	LIST PRICE
38113	1/4" x 1/8"	0.08	---
38114	1/4" x 1/4"	0.12	---
38115	3/8" x 1/8"	0.14	---
38116	3/8" x 1/4"	0.10	---
38117	3/8" x 3/8"	0.12	---
38118	1/2" x 3/8"	0.23	---
38119	1/2" x 1/2"	0.36	---


D.O.T. AIR BRAKE - NYLON TUBING

BRASS FITTINGS

MALE RUN TEE

SAE# 100424BA

1

71NA
NT71VS


PART #	TUBE O.D. X MALE NPTF X TUBE O.D. 1X2X3	APPROX. WT. LBS.	LIST PRICE
38125	1/4" x 1/8" x 1/4"	0.10	---
38126	1/4" x 1/4" x 1/4"	0.13	---
38124	3/8" x 1/4" x 1/4"	0.14	---
38127	3/8" x 1/4" x 3/8"	0.17	---
38128	3/8" x 3/8" x 3/8"	0.20	---
38129	1/2" x 3/8" x 1/2"	0.30	---

71NAB 271NTA 1471

MALE BRANCH TEE

SAE# 100425BA

1


72NA
NT72VS

PART #	TUBE O.D. X TUBE O.D. X MALE NPTF 1X2X3	APPROX. WT. LBS.	LIST PRICE
38136	1/4" x 1/4" x 1/8"	0.10	---
38137	1/4" x 1/4" x 1/4"	0.13	---
38138	3/8" x 3/8" x 1/8"	0.14	---
38132	3/8" x 1/4" x 1/4"	0.15	---
38139	3/8" x 3/8" x 1/4"	0.17	---
38133	1/2" x 1/2" x 1/4"	0.26	---
38140	3/8" x 3/8" x 3/8"	0.21	---
38134	1/2" x 3/8" x 3/8"	0.26	---
38141	1/2" x 1/2" x 3/8"	0.30	---
38142	1/2" x 1/2" x 1/2"	0.37	---
38143	5/8" x 5/8" x 1/2"	0.44	---

72NAB 272NTA 1472

FEMALE BRANCH TEE

1



PART #	TUBE O.D. X TUBE O.D. X FEMALE NPTF 1X2X3	APPROX. WT. LBS.	LIST PRICE
38144	3/8" x 3/8" x 1/4"	0.21	---
38146	5/8" x 5/8" x 1/4"	0.48	---

45° ELBOW

SAE# 100302BA

6945NA
NT6945VS

PART #	TUBE O.D. X MALE NPTF	APPROX. WT. LBS.	LIST PRICE
38148	1/4" x 1/8"	0.06	---
38149	1/4" x 1/4"	0.08	---
38150	3/8" x 1/8"	0.09	---
38151	3/8" x 1/4"	0.11	---
38152	3/8" x 3/8"	0.14	---
38153	3/8" x 1/2"	0.24	---
38157	1/2" x 1/4"	0.18	---
38154	1/2" x 3/8"	0.19	---
38155	1/2" x 1/2"	0.25	---
38156	5/8" x 1/2"	0.30	---
38158	3/4" x 1/2"	0.38	---

6945NAB 279NTA 1480

SWIVEL 45° ELBOW

PART #	TUBE O.D. X MALE NPTF	APPROX. WT. LBS.	LIST PRICE
38152S	3/8" x 3/8"	0.20	---
38154S	1/2" x 3/8"	0.24	---

D.O.T. AIR BRAKE - COPPER TUBING

BRASS FITTINGS

SLEEVE

SAE# 120115BA




60AB
AB60

PART #	TUBE O.D.	A	APPROX. WT. LBS.	LIST PRICE
38161	1/4"	0.25	0.01	---
38162	3/8"	0.31	0.02	---
38163	1/2"	0.38	0.02	---
38164	5/8"	0.44	0.02	---
38165	3/4"	0.50	0.04	---

60AB 1360

NUT

SAE# 120111BA



61AB
AB61

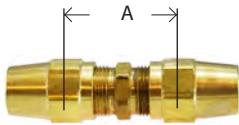
Hex

PART #	TUBE O.D.	A	HEX	APPROX. WT. LBS.	LIST PRICE
38170	1/4"	0.75	0.56	0.02	---
38171	3/8"	1.13	0.62	0.04	---
38172	1/2"	1.25	0.81	0.08	---
38173	5/8"	1.38	0.94	0.12	---
38174	3/4"	1.56	1.12	0.18	---

20961 61AB 1361

UNION

SAE# 120101BA



62AB
AB62

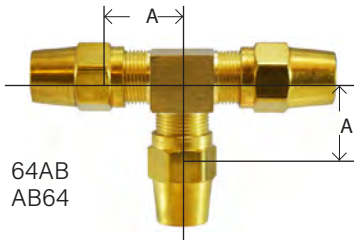
Hex

PART #	TUBE O.D.	A	HEX	APPROX. WT. LBS.	LIST PRICE
38179	1/4"	0.81	0.44	0.08	---
38180	3/8"	1.10	0.56	0.14	---
38181	1/2"	1.07	0.69	0.24	---
38182	5/8"	1.41	0.81	0.34	---
38183	3/4"				---

62AB 1362

TEE

SAE# 120401BA



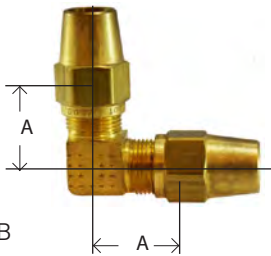
64AB
AB64

PART #	TUBE O.D.	A	APPROX. WT. LBS.	LIST PRICE
38188	1/4"	0.62	0.16	---
38189	3/8"	0.82	0.24	---
38190	1/2"	0.94	0.48	---
38191	5/8"			

264AB 1364

ELBOW

SAE# 120201BA



65AB
A65

PART #	TUBE O.D.	A	APPROX. WT. LBS.	LIST PRICE
38196	1/4"	0.62	0.10	---

265AB 1365

WARNING: This product can expose you to chemicals, including lead, which are known to the State of California to cause cancer and birth defects or other reproductive harm. For more information, visit www.P65Warnings.ca.gov


BRASS

D.O.T. AIR BRAKE - COPPER TUBING

BRASS FITTINGS

FEMALE ADAPTER

SAE# 120103BA


66AB
AB66

PART #	TUBE O.D. X FEMALE NPTF	A	HEX	APPROX. WT. LBS.	LIST PRICE
38204	1/4" x 1/8"	0.84	0.56	0.08	---
38205	1/4" x 1/4"	1.07	0.68	0.10	---
38206	3/8" x 1/8"	1.00	0.56	0.10	---
38207	3/8" x 1/4"	1.19	0.68	0.12	---
38208	3/8" x 3/8"	1.18	0.87	0.16	---
38209	1/2" x 3/8"	1.27	0.87	0.18	---
38210	1/2" x 1/2"	1.44	1.06	0.20	---
38211	5/8" x 3/8"	1.31	0.87	0.24	---
38212	5/8" x 1/2"	0.50	1.06	0.26	---
38213	3/4" x 1/2"				---

66AB 1366

MALE ADAPTER

SAE# 120102BA

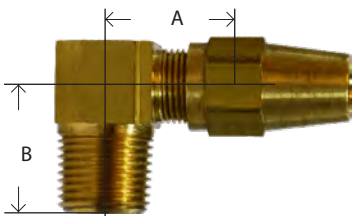
68AB
AB68

PART #	TUBE O.D. X MALE NPTF	A	HEX	APPROX. WT. LBS.	LIST PRICE
38217	1/4" x 1/8"	0.88	0.43	0.06	---
38218	1/4" x 1/4"	0.97	0.56	0.08	---
38221	3/8" x 1/4"	1.09	0.56	0.10	---
38222	3/8" x 3/8"	1.19	0.69	0.12	---
38223	3/8" x 1/2"	1.45	0.87	0.18	---
38224	1/2" x 1/4"	1.32	0.69	0.16	---
38225	1/2" x 3/8"	1.35	0.69	0.18	---
38226	1/2" x 1/2"	1.51	0.87	0.24	---
38227	5/8" x 3/8"	1.39	0.81	0.22	---
38228	5/8" x 1/2"	1.57	0.87	0.24	---
38229	3/4" x 1/2"	1.67	1.00	0.34	---

68AB 368

90° MALE ELBOW

SAE# 120202BA

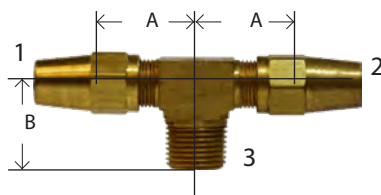
69AB
AB69

PART #	TUBE O.D. X MALE NPTF	A	B	APPROX. WT. LBS.	LIST PRICE
38235	1/4" x 1/8"	0.64	0.76	0.08	---
38236	1/4" x 1/4"	0.69	0.88	0.10	---
38237	1/4" x 3/8"	0.73	0.86	0.14	---
38239	3/8" x 1/4"	0.80	0.93	0.12	---
38240	3/8" x 3/8"	0.83	0.90	0.16	---
38241	3/8" x 1/2"				---
38243	1/2" x 3/8"	0.92	0.98	0.22	---
38244	1/2" x 1/2"	1.04	1.19	0.30	---
38246	5/8" x 1/2"	1.10	1.25	0.36	---

269AB 1369

MALE BRANCH TEE

SAE# 120425BA

72AB
AB72

PART #	TUBE O.D. X MALE NPTF (1&2)X3	A	B	APPROX. WT. LBS.	LIST PRICE
38278	3/8" x 1/4"	0.78	0.91	0.18	---
38279	3/8" x 3/8"	0.85	0.92	0.24	---


272AB 1372

WARNING: This product can expose you to chemicals, including lead, which are known to the State of California to cause cancer and birth defects or other reproductive harm. For more information, visit www.P65Warnings.ca.gov

D.O.T. AIR BRAKE - HOSE/ ENDS

BRASS FITTINGS

D.O.T. AIR BRAKE REUSABLE HOSE/ FITTINGS



•Typical Application

Air Brake hose connections.
Meets SAE & DOT specifications
(FMVCS 10 GAL)

•Pressure

Determined by maximum working pressure for hose size. Up to 125 psi

Temperature: -40°F to + 120° F (-40°C to +48°C)

•Advantages

Can be used for nearly any brake line. Easy to assemble with a good selection of hose end configurations. Brass material offers excellent resistance against corrosion.

• Tolerance

+/- .02 on all dimensions. Dimension data can change without notice. Please call us when dimensions are critical.

•Assembly Instructions

- 1- Slide nut and sleeve onto hose. Make sure bevel edge of sleeve faces out toward fitting.
- 2- Push hose into fitting until it bottoms.
- 3- Screw nut until contact is made with body hex.

NOTE: When reassembling fitting, body and nut should be inspected. Only reuse if in proper condition. Sleeves should never be reused.

SLEEVE

FERRULE

60HE
HE60



PART #	HOSE I.D. SIZE	APPROX. WT. LBS.	LIST PRICE
38300	3/8"	0.02	---
38301	1/2"	0.02	---

#60HC 3380-A 0903610 367 60RB

NUT

61HE
HE61



PART #	HOSE I.D. SIZE	APPROX. WT. LBS.	LIST PRICE
38306	3/8"	0.04	---
38307	1/2"	0.06	---

61RB #61HC 369 3380-B 0903624

NUT FOR USE WITH SPRING

61HES
HE61N




PART #	HOSE I.D. SIZE	THREAD	APPROX. WT. LBS.	LIST PRICE
38312	3/8"	31/32-20	0.04	---
38313	1/2"	1-3/32-20	0.06	---

D.O.T. AIR BRAKE - HOSE/ ENDS

BRASS FITTINGS

SPRING

61HSG
HE61G

PART #	HOSE I.D.	APPROX. WT. LBS.	LIST PRICE
38351	3/8"	0.20	---
38352	1/2"	0.22	---

#60SG 0901045 3380-C 377

NUT AND SPRING ASSEMBLY



HE61NG

PART #	HOSE I.D. SIZE	APPROX. WT. LBS.	LIST PRICE
38015	3/8"	0.18	---
38016	1/2"	0.24	---

379 67RBSG 0999999

UNION

62HE
HE62

PART #	HOSE I.D.	THREAD	APPROX. WT. LBS.	LIST PRICE
38318	3/8"	31/32-20	0.32	---
38319	1/2"	1-1/8-20	0.48	---

#62HC 3380B-Y0 362



BODY ONLY

PART #	HOSE I.D.	THREAD	APPROX. WT. LBS.	LIST PRICE
39318	3/8"	31/32-20	0.32	---
39319	1/2"	1-1/8-20	0.48	---

FEMALE CONNECTOR HOSE



66HEA

PART #	HOSE I.D. X FEMALE ABS	APPROX. WT. LBS.	LIST PRICE
38357	3/8" x 3/4-20	0.24	---
38358	1/2" x 7/8-20	0.39	---

#66ABS 66RBSV 3380B-Y7 386



BODY ONLY

PART #	HOSE I.D. X FEMALE ABS	APPROX. WT. LBS.	LIST PRICE
39357	3/8" x 3/4-20	0.24	---
39358	1/2" x 7/8-20	0.38	---

MALE CONNECTOR

68HEA
HE68S

PART #	HOSE I.D. X MALE PIPE	APPROX. WT. LBS.	LIST PRICE
38363	3/8" x 1/4"	0.38	---
38364	1/2" x 3/8"	0.46	---

#68ABS 09155 3380B-Y8 387

WARNING: This product can expose you to chemicals, including lead, which are known to the State of California to cause cancer and birth defects or other reproductive harm. For more information, visit www.P65Warnings.ca.gov



D.O.T. AIR BRAKE - HOSE/ENDS

BRASS FITTINGS

ADAPTER FOR SWIVEL TYPE REUSABLE AND CRIMPED



68HEAB
1390

PART #	MALE ABS X MALE PIPE	ABS THREAD	APPROX. WT. LBS.	LIST PRICE
38369	3/8" x 1/4"	3/4-20	0.05	---
38368	3/8" x 3/8"	3/4-20	0.08	---
38372	3/8" x 1/2"	3/4-20	0.12	---
38370	1/2" x 3/8"	7/8-20	0.10	---
38371	1/2" x 1/2"	7/8-20	0.12	---

#68ABS 1390 76RB 388

MALE ADAPTER



68HE
HE68

PART #	HOSE I.D. X MALE PIPE	APPROX. WT. LBS.	LIST PRICE
38333	3/8" x 1/4"	0.22	---
38334	3/8" x 3/8"	0.24	---
38335	3/8" x 1/2"	0.26	---
38336	1/2" x 3/8"	0.33	---
38337	1/2" x 1/2"	0.36	---

#68HC 368 3380B-Y2 68RB

ADAPTER BODY



68HEB
HE68B

PART #	HOSE I.D. X MALE PIPE	APPROX. WT. LBS.	LIST PRICE
38324	3/8" x 1/4"	0.12	---
38325	3/8" x 3/8"	0.14	---
38326	3/8" x 1/2"	0.20	---
38327	1/2" x 3/8"	0.18	---
38328	1/2" x 1/2"	0.20	---

#68B W1391Z

MALE ADAPTER



68HES
HE68G

PART #	HOSE I.D. X MALE PIPE	APPROX. WT. LBS.	LIST PRICE
38342	3/8" x 1/4"	0.32	---
38343	3/8" x 3/8"	0.34	---
38344	3/8" x 1/2"	0.38	---
38345	1/2" x 3/8"	0.48	---
38346	1/2" x 1/2"	0.52	---

#68HCS 3380B-Y3 68RBSG 378

WARNING: This product can expose you to chemicals, including lead, which are known to the State of California to cause cancer and birth defects or other reproductive harm. For more information, visit www.P65Warnings.ca.gov

BRASS

STEEL GREASE FITTINGS

BRASS FITTINGS

- 8000 PSI MAX. PRESSURE
- EXCEEDS 12HR SALT

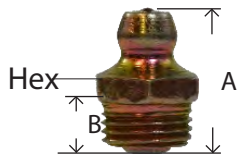
Meets SAE #J-534C

- ASSORTMENTS ALSO

Many types available on special order.

PIPE THREAD

BALL CHECK - 1/8"-27 NPTF

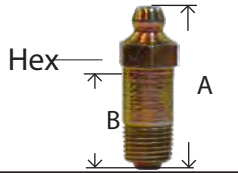


PART #	SIZE	A	B	HEX	APPROX. WT. LBS.	LIST PRICE
36110	1/8" -27 NPTF	0.66	0.28	0.437	0.01	---
36110SS	303 SS	0.68	0.29	0.437	0.01	---
36111	Thread Forming	0.62	0.23	0.437	0.01	---

#610 1610 2800 1720 5000

PIPE THREAD

BALL CHECK

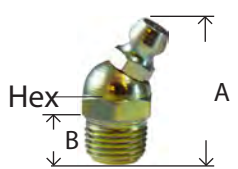


PART #	SIZE	A	B	HEX	APPROX. WT. LBS.	LIST PRICE
36112	1/8" -27 NPTF	1.25	0.22	0.437	0.02	---
36113	1/8" -27 NPTF	1.75	1.26	0.437	0.02	---

#607 1607 2800 1669 5003

PIPE THREAD

30° ANGLE BALL CHECK

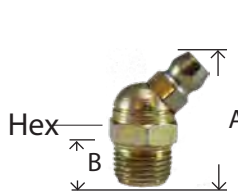


PART #	SIZE	A	B	HEX	APPROX. WT. LBS.	LIST PRICE
36114	1/8" -27 NPTF	0.90	0.30	0.437	0.01	---

#611 1611 2830 5100

PIPE THREAD

45° ANGLE BALL CHECK

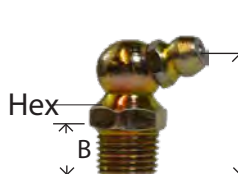


PART #	SIZE	A	B	HEX	APPROX. WT. LBS.	LIST PRICE
36116	1/8" -27 NPTF	0.88	0.22	0.437	0.01	---
36116SS	303 SS	0.95	0.29	0.437	0.01	---

#688 1688 2845 5200

PIPE THREAD

65° ANGLE BALL CHECK




PART #	SIZE	A	B	HEX	APPROX. WT. LBS.	LIST PRICE
36118	1/8" -27 NPTF	0.86	0.30	0.437	0.01	---

#612 1612 2865 5300

PIPE THREAD

90° ANGLE BALL CHECK




PART #	SIZE	A	B	HEX	APPROX. WT. LBS.	LIST PRICE
36120	1/8" -27 NPTF	0.84	0.30	0.437	0.01	---
36120SS	303 SS	0.84	0.29	0.437	0.01	---
36121	1/8" -27 NPTF	1.81	1.25	0.437	0.01	---

#613 1613 2890 5400 5407

PIPE THREAD

BALL CHECK - 1/4"-18 NPTF



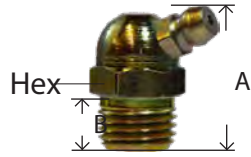
PART #	SIZE	A	B	HEX	APPROX. WT. LBS.	LIST PRICE
36130	1/4" -18 NPTF	0.84	0.30	0.437	0.02	---
36130SS	303 SS	0.87	0.42	0.437	0.02	---

#627 1627 2900K 5050

STEEL GREASE FITTINGS

BRASS FITTINGS

PIPE THREAD

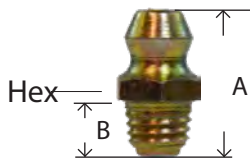


65° ANGLE BALL CHECK

PART #	SIZE	A	B	HEX	APPROX. WT. LBS.	LIST PRICE
36132	1/4"-18 NPTF	0.97	0.34	0.56	0.02	---

#629 1629 2965 5350

1/4-28 TAPER THREAD

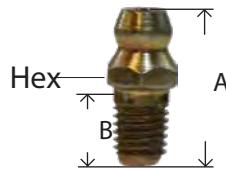


SHORT BALL CHECK - 1/4-28 NPTF

PART #	SIZE	A	B	HEX	APPROX. WT. LBS.	LIST PRICE
36140	1/4"-28 NPTF	0.54	0.18	0.31	0.01	---
36140SS	303 SS	0.54	0.18	0.31	0.01	---
36141	Thread Forming	0.55	0.10	0.31	0.01	---

#641 1641 2400 3038 5010

1/4-28 TAPER THREAD

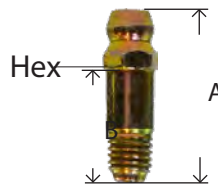


LONG BALL CHECK

PART #	SIZE	A	B	HEX	APPROX. WT. LBS.	LIST PRICE
36142	1/4"-28 Taper Thread	0.69	0.34	0.312	0.01	---

#652 1652 2400 5013

1/4-28 TAPER THREAD

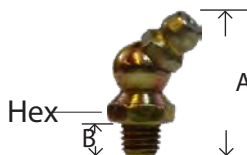


EXTRA LONG BALL CHECK

PART #	SIZE	A	B	HEX	APPROX. WT. LBS.	LIST PRICE
36144	1/4"-28 Taper Thread	0.92	0.60	0.312	0.02	---

#680 1680 2400 5014

1/4-28 TAPER THREAD

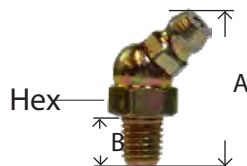


SHORT 45° BALL CHECK

PART #	SIZE	AN- GLE	A	B	HEX	APPROX. WT. LBS.	LIST PRICE
36146	1/4"-28 Taper Thread	45°	0.82	0.20	0.375	0.02	---
36146SS	303 SS	45°	0.81	0.20	0.375	0.02	---

#637 1637 2445 1665 2465 3010 5210

1/4-28 TAPER THREAD

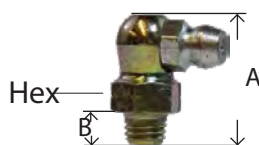


LONG 45° BALL CHECK

PART #	SIZE	A	B	HEX	APPROX. WT. LBS.	LIST PRICE
36148	1/4"-28 Taper Thread	0.94	0.30	0.375	0.02	---

#636 1630 2445

1/4-28 TAPER THREAD



90° ANGLE BALL CHECK

SAE# A515002

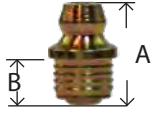
PART #	SIZE	A	B	HEX	APPROX. WT. LBS.	LIST PRICE
36150	1/4"-28 Taper Thread	0.75	0.10	0.375	0.02	---
36150SS	303 SS	0.75	0.20	0.375	0.02	---
36152	Thread Forming	0.75	0.16	0.375	0.02	---

#911 1911 2490 3054 5410

STEEL GREASE FITTINGS

BRASS FITTINGS

DRIVE TYPE BALL CHECK Drive Type



PART #	SIZE	A	B	APPROX. WT. LBS.	LIST PRICE
36160	5/16"	0.55	0.25	0.01	---

#608 1608 5021

DRIVE TYPE BALL CHECK



PART #	SIZE	A	B	APPROX. WT. LBS.	LIST PRICE
36164	3/16"	0.52	0.25	0.01	---
36164SS	303 SS	0.51	0.25	0.01	---

#728 1728 2316 5033

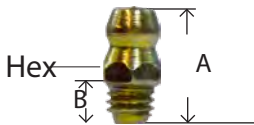
DRIVE TYPE BALL CHECK



PART #	SIZE	A	B	APPROX. WT. LBS.	LIST PRICE
36166	1/4"	0.55	0.23	0.01	---
36166SS	303 SS	0.55	0.23	0.01	---

#743 1743 214 5029

METRIC

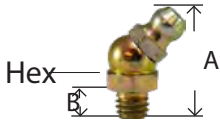


PART #	SIZE	A (MM)	B (MM)	HEX (MM)	APPROX. WT. LBS.	LIST PRICE
36168	6MM x 1	16	3.7	7	0.01	---

(Diameter x Pitch)

#711 6000 2106 2M6 5175

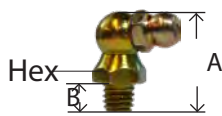
METRIC 45° ANGLE



PART #	SIZE	A (MM)	B (MM)	HEX (MM)	APPROX. WT. LBS.	LIST PRICE
36170	6MM x 1	21	3.7	9	0.02	---

#712 6045 2107 5176

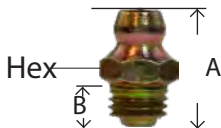
METRIC 90° ANGLE



PART #	SIZE	A (MM)	B (MM)	HEX (MM)	APPROX. WT. LBS.	LIST PRICE
36172	6MM x 1	18	3.7	9	0.02	---

#713 6090 2108 ZM906 5177

METRIC



PART #	SIZE	A (MM)	B (MM)	HEX (MM)	APPROX. WT. LBS.	LIST PRICE
36174	8MM x 1	16	3.7	9	0.02	---

#811 8000 2103 ZM58 5178

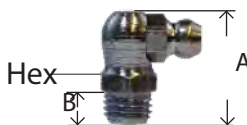
METRIC 45° ANGLE



PART #	SIZE	A (MM)	B (MM)	HEX (MM)	APPROX. WT. LBS.	LIST PRICE
36176	8MM x 1	21	3.7	9	0.02	---

#812 8045 2104 ZM458 5179

METRIC 90° ANGLE



PART #	SIZE	A (MM)	B (MM)	HEX (MM)	APPROX. WT. LBS.	LIST PRICE
36178	8MM x 1	18	3.7	9	0.02	---

#813 8090 2105 ZM908 5180


WARNING: This product can expose you to chemicals, including lead, which are known to the State of California to cause cancer and birth defects or other reproductive harm. For more information, visit www.P65Warnings.ca.gov



STEEL GREASE FITTINGS

BRASS FITTINGS

METRIC

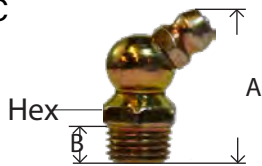


PART #	SIZE	A (MM)	B (MM)	HEX (MM)	APPROX. WT. LBS.	LIST PRICE
36180	10MM x 1	16	3.7	11	0.02	---

• DIAMETER X PITCH (EXTRA FINE)

#911 9000 2109 ZM510 5181

METRIC

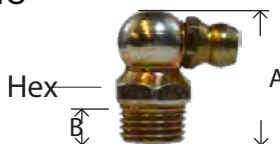


45° ANGLE

PART #	SIZE	A (MM)	B (MM)	HEX (MM)	APPROX. WT. LBS.	LIST PRICE
36182	10MM x 1	21	3.7	11	0.02	---

#912 9045 2110 ZM4510

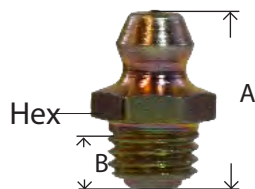
METRIC



90° ANGLE

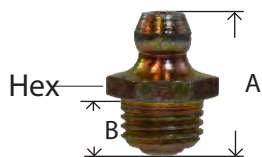
PART #	SIZE	A (MM)	B (MM)	HEX (MM)	APPROX. WT. LBS.	LIST PRICE
36184	10MM x 1	18	3.7	11	0.02	---

#913 9090 2111 ZM9010 5183



PART #	SIZE	A	B	HEX	APPROX. WT. LBS.	LIST PRICE
36186	5/16"-24	0.65	0.12	0.375	0.02	---

#711-B 1711 2500



PART #	SIZE	A	B	HEX	APPROX. WT. LBS.	LIST PRICE
36188	3/8"-24	0.65	0.14	0.437	0.01	---

#710-B 1710 2600

BUTTON HEAD



PART #	SIZE	A	B	HEX	APPROX. WT. LBS.	LIST PRICE
36200	1/8"-27 PTF	0.75	0.34	0.625	0.03	---
36205	1/4"-18 NPT	0.83	0.44	0.625	0.03	---

1184 1186

WHIP HOSE - EXCEEDS SAE 100R1-AT - USE WITH HAND GREASE GUNS ONLY

10,000 PSI BURST PRESSURE RUBBER




1/8" NPT SOLID
3/16" ID

PART #	LENGTH	LIST PRICE
36210	12" RUBBER	---
36212	18" RUBBER	---
36214	24" RUBBER	---
36216	36" RUBBER	---

3,000 PSI WORKING PRESSURE

4 JAW GREASE GUN COUPLER

PROVIDES QUICK, POSITIVE, LEAKPROOF CONNECTION W/ GREASE



1/8" NPTF

PART #	A	HEX	APPROX. WT. LBS.	LIST PRICE
36220	1.50	0.56	0.05	---

Hex

STEEL GREASE FITTINGS

BRASS FITTINGS

Adapters for Grease Fittings**ADAPTERS**

• CARBON STEEL, ZINC COATED



PART #	FEMALE	MALE	L	H	WEIGHT	LIST PRICE
36300	1/8"-27 NPTF	1/4"-28" SAE-LT	.75	1/2	0.02	---
36301	1/8"-27 NPTF	1/4"-28" SAE-LT	.87	1/2	0.02	---



PART #	FEMALE ENGLISH TO MALE ENGLISH	L	H	WEIGHT	LIST PRICE
36304	1/4"-28 UNF M6 x 1.0	.43	9mm	0.01	---
36305	1/4"-28 UNF M8 x 1.0	.45	3/8	0.01	---
36306	1/4"-28 UNF M10 x 1.0	.32	7/16	0.01	---

EXTENSIONS

PART #	FEMALE ENGLISH TO MALE ENGLISH	L	H	WEIGHT	LIST PRICE
36307	1/4"-28 UNF 1/4"-28 SAE-LT	1.34	-	0.01	---
36308	1/8"-27 NPTF 1/8"-27 NPTF	.75	1/2	0.02	---
36309*	1/8"-27 NPTF 1/8"-27 NPTF	.82	1/2	0.02	---
36310	1/8"-27 NPTF 1/8"-27 NPTF	.94	9/16	0.04	---
36311	1/8"-27 NPTF 1/8"-27 NPTF	1.25	1/2	0.04	---

*BRASS PLATED

45° ANGLE ELBOWS

PART #	FEMALE	MALE	L	H	WEIGHT	LIST PRICE
36360	1/8"-27 NPTF	1/4"-28 SAE-LT	.81	1/2	0.02	---
36362	1/8"-27 NPTF	1/8"-27 PTF SAE Short	1.00	1/2	0.03	---

90° ANGLE ELBOWS

PART #	FEMALE	MALE	L	H	WEIGHT	LIST PRICE
36370	1/8"-27 NPTF	1/4"-28 SAE-LT	.81	1/2	0.03	---
36371	1/8"-27 NPTF	1/4"-28 SAE-LT	1.04	1/2	0.03	---
36372	1/8"-27 NPTF	1/4"-18 PTF SAE Short	1.19	9/16	0.06	---
36374	1/8"-27 NPTF	1/8"-27 PTF SAE Short	1.00	1/2	0.03	---
36375	1/8"-27 NPTF	1/8"-27 NPTF	1.13	1/2	0.03	---
36377	1/4"-18 NPTF	1/4"-18 NPTF	1.34	11/16	0.08	---
36376	1/8"-27 NPTF	1/8"-27 NPTF	1.50	5/8	0.07	---

COUPLING

PART #	FEMALE	FEMALE	L	H	WEIGHT	LIST PRICE
36340	1/4"-28 UNF	1/8"-27 NPTF	.65	1/2	0.02	---


BULKHEAD CONNECTOR

PART #	FEMALE	MALE (FEMALE)	L	H	WEIGHT	LIST PRICE
36350	1/8"-27 NPTF	1/8"-27 NPSM (1/4"-28 UNF)	.88	1/2	0.03	---

WARNING: This product can expose you to chemicals, including lead, which are known to the State of California to cause cancer and birth defects or other reproductive harm. For more information, visit www.P65Warnings.ca.gov



SPECIALTY VALVES AND COCKS




DRAIN COCKS



AIR VALVES



3, 4 AND 6 WAY



NEEDLE



MARINE & ANTI-SIPHON



PANEL MOUNT BALL VALVES



TRUCK




MINI BALL



SOLID BOTTOM SHUT-OFF



CHECK



SPRING BOTTOM SHUT-OFF

See our valve section for much, much more!

WARNING: This product can expose you to chemicals, including lead, which are known to the State of California to cause cancer and birth defects or other reproductive harm. For more information, visit www.P65Warnings.ca.gov

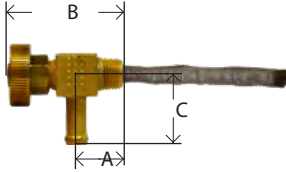
DRAIN COCKS

BRASS FITTINGS

DRAIN COCKS

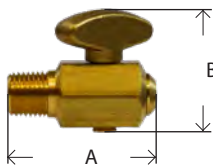
- For use with low pressure air, water and fluids.
- Designed for a working pressure of 150 psi @ 250°.
- Hand-tightening provides a metal-to-metal seal.
- Not intended for natural gas, LPG, nuclear or aircraft applications.

Install on your tank for easy draining

GASOLINE SHUT OFF W/ SCREEN FILTER

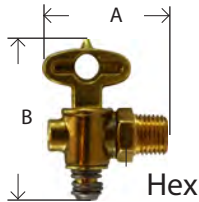
PART #	BARB X MALE PIPE	A	B	C	APPROX. WT. LBS.	LIST PRICE
46064	1/4" x 1/8"	0.55	1.34	0.66	0.06	---

827

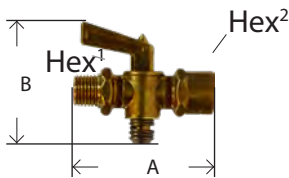
DRAIN COCK 150 PSI - TRUNK AIR TANK

PART #	MALE PIPE	A	B	APPROX. WT. LBS.	LIST PRICE
46066	1/4"	1.73	1.41	0.22	---

DCR601-4

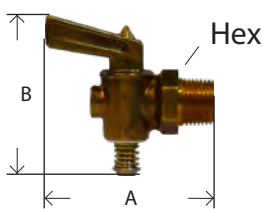
TRUCK DRAIN - 125 P.S.I.G

PART #	MALE PIPE	INDUSTRY NUMBER	A	B	HEX	APPROX. WT. LBS.	LIST PRICE
46067	1/8"		1.53	1.95	0.62	0.14	---

SHUT OFF - 150 P.S.I MAX.

PART #	MALE PIPE X FEMALE PIPE	INDUSTRY NUMBER	A	B	HEX 1	HEX 2	APPROX. WT. LBS.	LIST PRICE
46069	1/4"	W20332	1.96	1.96	0.75	0.62	0.20	---

#60HC 3380-A 0903610 367

LEVER HANDLE

PART #	MALE PIPE	INDUSTRY NUMBER	A	B	HEX	APPROX. WT. LBS.	LIST PRICE
46070	1/8"	M-41-P	1.99	1.80	0.62	0.04	---
46071	1/4"	M-42-P	2.06	1.81	0.62	0.06	---
46072	3/8"	M-43-P	2.30	2.29	0.81	0.08	---
46073	1/2"	M-44-P	3.00	2.50	0.87	0.16	---

- 30 psi

840 41D DC601

*Valve is closed when handle is in the position of the picture


AIR TANK DRAIN PULL VALVE

PART #	SIZE	DESCRIPTION	LIST PRICE
39595	1/4" male	5ft nylon coated pull cable	---
39596	1/4" male	4ft nylon coated pull cable	---
39597	1/4" male	3ft nylon coated pull cable	---
39600	1/4" male	Air valve only	---

DRAIN COCKS

BRASS FITTINGS


INTERNAL SEAT



PART #	MALE PIPE	INDUSTRY NUMBER	A	HEX	APPROX. WT. LBS.	LIST PRICE
46079	1/8"	6783	1.45	0.55	0.02	---

DC602 808 400A 1800A

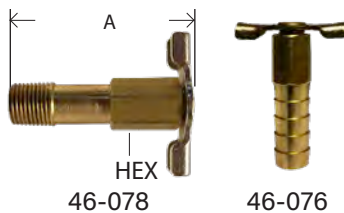
INTERNAL SEAT - WING NUT HANDLE



PART #	MALE PIPE	INDUSTRY NUMBER	A	HEX	APPROX. WT. LBS.	LIST PRICE
46074	1/8"	130	0.92	0.40	0.04	---
46075	1/4"	140	0.94	0.56	0.06	---
46077	3/8"	230	1.27	0.68	0.08	---

HB-5/16 803 305A


LONG INTERNAL SEAT



PART #	SIZE	IND #	A	HEX	APPROX. WT. LBS.	LIST PRICE
46078	1/8 MIP	1.85				---
46076	3/8" Hose I.D.		1.65	0.43	0.02	---

809

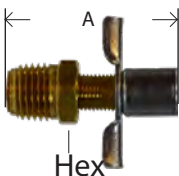
PIN HANDLE - INTERNAL SEAT



PART #	MALE PIPE	INDUSTRY NUMBER	A	HEX	APPROX. WT. LBS.	LIST PRICE
46080	1/8"	M-200-P	1.22	0.50	0.04	---
46081	1/4"	M-201-P	1.31	0.56	0.06	---
46082	3/8"	M-202-P	1.53	0.68	0.12	---

DC603 802

EXTERNAL SEAT W/ SPOUT



PART #	MALE PIPE	INDUSTRY NUMBER	A	HEX	APPROX. WT. LBS.	LIST PRICE
46084*	1/4"	6788	1.56	0.56	0.02	---

* Replaces GM # 511771 & Chrysler #836015

200A 239 DC606 807

BIBB VALVE



PART #	MALE PIPE	INDUSTRY NUMBER	A	B*	C	APPROX. WT. LBS.	LIST PRICE
46088	1/8"	150	0.82	1.60	0.55	0.04	---
46089	1/4"	120	0.89	1.59	0.54	0.06	---
46089A	1/4"	6660	0.55	1.34	0.66	0.06	---

* With valve closed

804 DC607 2019 201DH

RADIATOR TYPE - EXTERNAL SEAT



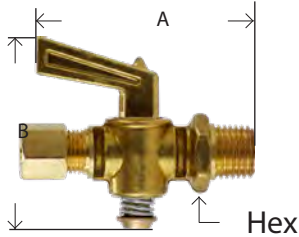
PART #	MALE PIPE	INDUSTRY NUMBER	IND #	A	HEX	APPROX. WT. LBS.	LIST PRICE
46085	1/8"	M-320-P	135	0.90	0.43	0.02	---
46086	1/4"	M-321-P	145	1.00	0.56	0.04	---
46087	3/8"	M-322-P	270	1.25	0.68	0.08	---
46083	1/2"	108	108	1.48	0.87	0.12	---

320D 240 DC604 801

SHUT-OFF COCKS

BRASS FITTINGS

- Designed for working pressure of 30 PSI.
- Instantaneous off-on operation with 360° rotation.
- Forged brass bodies and brass handles.
- Not good for gasoline.

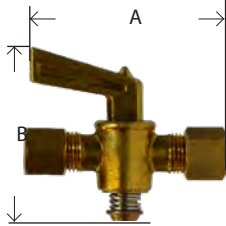
COMPRESSION X MALE PIPE

PART #	COMP X MALE PIPE	IND. #	A	B	HEX	APPROX. WT. LBS.	LIST PRICE
46130	1/4" x 1/8"	27-C	1.87	1.81	0.51	0.14	---
46131	1/4" x 1/4"	227-C	2.05	1.86	0.62	0.15	---
46132	5/16" x 1/8"	29-C	2.05	1.90	0.50	0.16	---
46134	3/8" x 1/4"	57-C	2.05	1.83	0.62	0.15	---

868 V304C 2068 133C VC206

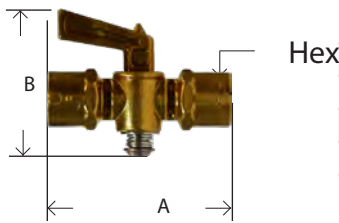
COMPRESSION X COMPRESSION

* See pg. 73-74 to order nut and sleeve separately.



PART #	COMP X COMP	IND. #	A	B	APPROX. WT. LBS.	LIST PRICE
46140	1/4"	28-C	1.82	1.84	0.12	---
46141	5/16"	30-C	1.84	1.88	0.14	---
46142	3/8"	58-C	1.87	1.80	0.14	---
46143	1/2"	68-C	2.21	2.32	0.22	---

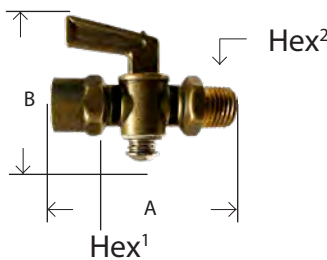
V3030F 2062 134C

FEMALE X FEMALE PIPE

PART #	FEMALE PIPE X FEMALE PIPE	A	B	HEX	APPROX. WT. LBS.	LIST PRICE
46151	1/8"	1.77	1.79	0.56	0.12	---
46152	1/4"	2.28	1.82	0.69	0.20	---
46152T*	1/4"	2.28	2.00	0.68	0.20	---
46153	3/8"	2.44	2.28	0.81	0.30	---

* 150 PSI

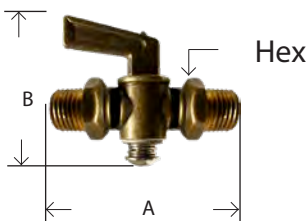
V403P 132C 875

MALE PIPE X FEMALE

PART #	MALE PIPE X FEMALE PIPE	IND. #	A	B	HEX 1	HEX 2	APPROX. WT. LBS.	LIST PRICE
46160	1/8"	48-P	2.03	1.84	0.50	0.56	0.14	---
46161	1/4"	49-P	2.26	1.79	0.69	0.69	0.18	---
46161T*	1/4"		2.26	1.98	0.69	0.69	0.20	---
46162	3/8"	50-P	2.33	2.28	0.82	0.82	0.28	---

* 150 PSI

880 V402P 130C

MALE PIPE X MALE PIPE

PART #	MALE PIPE X MALE PIPE	IND. #	A	B	HEX	APPROX. WT. LBS.	LIST PRICE
46165	1/8"	76-P	2.15	1.80	0.69	0.12	---
46166	1/4"	77-P	2.22	1.84	0.70	0.17	---
46166T*	1/4"		2.23	2.00	0.68	0.18	---
46167	3/8"	78-P	2.43	2.24	0.82	0.22	---

* 150 PSI

1V401P 890

NEEDLE VALVES

BRASS FITTINGS

NEEDLE VALVES

THESE ARE NOT LEAD FREE SEE LEAD FREE SECTION FOR LEAD FREE PRODUCTS

Made with either pin handle or pressed on handle.


Please specify if you have a preference.

- Used on instrumentation, hydraulic, and pneumatic systems.
- Designed for a maximum working pressure of 150 PSI. or

- Provided with steel handles and metal-to-seats with fine-thread screwdown.
- Not designed for natural gas, LPG, nuclear aircraft applications.

- Always install with pressure against the seat.

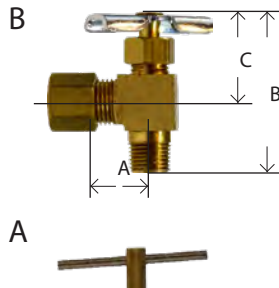
COMP X MALE PIPE



PART #	COMP X MALE PIPE	IND. #	A	B	APPROX. WT. LBS.	LIST PRICE
46002	1/4" x 1/8"	M-101-C	1.29	1.12	0.07	---
46003	1/4" x 1/4"	M-101-C	1.27	1.14	0.10	---

NV106C 2205 820 3068

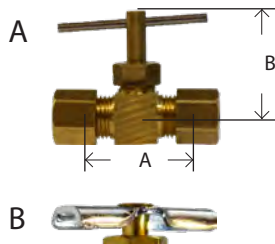
COMP X MALE PIPE-ANGLE



PART #	COMP X MALE PIPE	HAN-DLE	IND. #	A	B	C	APPROX. WT. LBS.	LIST PRICE
46011	1/4" x 1/8"	A	M-103-C	0.56	1.48	0.93	0.08	---
46011X	Heavy Pattern	B	M-103-C	0.53	1.53	0.83	0.08	---
46012	1/4" x 1/4"	B	M-104-C	0.62	1.67	0.90	0.13	---
46013	5/16" x 1/8"	B	M-104-C	0.63	1.63	0.95	0.10	---

NV104C 2203 821 3069

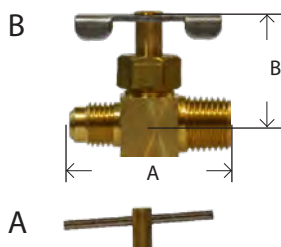
COMP X COMP



PART #	COMP X COMP	HAN-DLE	IND. #	A	B	APPROX. WT. LBS.	LIST PRICE
46020	3/16"	B	M-105-C	1.06	0.88	0.08	---
46021	1/4"	A	M-106-C	1.17	1.12	0.10	---
46022	5/16"	A	M-107-C	1.22	1.08	0.12	---
46023	3/8"	B	M-113-C	1.31	1.15	0.13	---

NV105C 3062 2201 822

FLARE X MALE PIPE



PART #	MALE FLARE X MALE PIPE	HAN-DLE	IND. #	A	B	AP-PROX. WT. LBS.	LIST PRICE
46028	1/4" x 1/8"	A	M-104-SAE	1.35	1.12	0.07	---
46029	1/4" x 1/4"	B	M-1040-SAE	1.38	0.88	0.09	---
46031	3/8" x 1/4"	B	M-108-SAE	1.73	1.22	0.18	---

NV103F 2405 823 3048

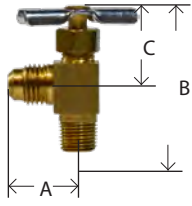
WARNING: This product can expose you to chemicals, including lead, which are known to the State of California to cause cancer and birth defects or other reproductive harm. For more information, visit www.P65Warnings.ca.gov

BRASS

NEEDLE VALVES

BRASS FITTINGS

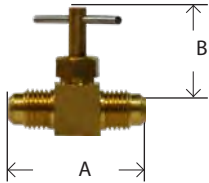
FLARE X MALE PIPE



PART #	MALE FLARE X MALE PIPE	IND. #	A	B	C	APPROX. WT. LBS.	LIST PRICE
46036	1/4" x 1/8"	M-103-SAE	0.68	1.54	0.86	0.08	---
46038	5/16" x 1/8"	M-203-SAE	0.88	1.59	0.94	0.11	---
46039	5/16" x 1/4"	M-204-SAE	0.90	1.94	1.00	0.14	---
46040	3/8" x 1/4"	M-303-SAE	0.95	1.86	0.90	0.17	---

NV101F 2403 824 3049

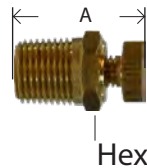
FLARE X FLARE



PART #	MALE FLARE X MALE FLARE	IND. #	A	B	APPROX. WT. LBS.	LIST PRICE
46045	1/4"	M-110-SAE	1.48	1.20	0.18	---
46046	3/8"	M-115-SAE	1.79	1.19	0.20	---

NV102F 3042 825 2401

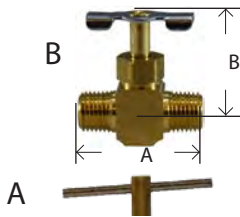
MULTI-PURPOSE AIR VENT



PART #	MALE PIPE	A	HEX	APPROX. WT. LBS.	LIST PRICE
46048	1/8"	0.78	0.43	0.02	---

705

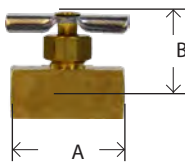
MALE PIPE TO MALE PIPE



PART #	MALE PIPE X MALE PIPE	HANDLE	IND. #	A	B	APPROX. WT. LBS.	LIST PRICE
46050	1/8"	A	M-108-P	1.25	1.09	0.08	---
46051	1/4"	B	M-110-P	1.69	1.00	0.16	---

NV107P 2301 826 3122

FEMALE PIPE X FEMALE PIPE

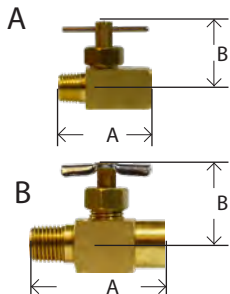


PART #	FEMALE PIPE X FEMALE PIPE	IND. #	A	B	APPROX. WT. LBS.	LIST PRICE
46055*	1/8"	M-304-P	1.18	0.84	0.18	---
46056	1/4"	M-3044-P	1.60	1.24	0.21	---
46056P*	1/4" Heavy	M-3044-P	1.62	2.53	0.20	---

* Pressed on handle

6800 NV109P 2304 817 3103

MALE X FEMALE PIPE



NBR seals -30°C to 120°C

PART #	MALE PIPE X FEMALE PIPE	HANDLE	IND. #	A	B	APPROX. WT. LBS.	LIST PRICE
46060	1/8"	A	M-305-P	1.18	1.09	0.10	---
46061	1/4"	A	M-3055-P	1.60	1.14	0.18	---
46061L	1/4" Light Pattern	B	M-3055-P	1.88	1.09	0.21	---

NV108P 2305 818 3120

WARNING: This product can expose you to chemicals, including lead, which are known to the State of California to cause cancer and birth defects or other reproductive harm. For more information, visit www.P65Warnings.ca.gov



SPECIALTY VALVES

BRASS FITTINGS

BRASS TRUCK VALVES

- Used in heavy duty truck, trailer and mobile markets.
- Used on water, oil and coolant lines.
- Forged brass construction with steel handle.
- Temperature range -40° - 250°
- Max pressure 250 psi
- Metal to metal seats for high heat/ fluid compatibility
- Fine thread screw down to afford flow control ability and a positive seal.
- Not intended for natural gas, LPG, Nuclear or aircraft applications

200 PSI



TV44

BARB TO MALE PIPE

PART #	SIZE	LIST PRICE
46450	3/8 x 3/8	---
46451	5/8 x 3/8	---
46455	5/8 x 1/2	---
46457	3/4 x 3/8	---

404V



TV45

FEMALE TO MALE PIPE

PART #	SIZE	LIST PRICE
46465	3/8 x 3/8	---
46466	3/8 x 1/2	---

405V



TV49

FLARE TO MALE PIPE

PART #	SIZE	LIST PRICE
46475	1/2 x 1/2	---

409V



TV412

MIP X FLARE

PART #	SIZE	LIST PRICE
46485	1/2 x 5/8	---

SOLID BOTTOM VALVES

- Designed for instantaneous on-off operation.
- 360° rotation standard.
- 30 PSI
- Packed with grease.



8875

O-RING SEALED MIP X FIP

PART #	SIZE	LIST PRICE
46400	1/8	---
46401	1/4	---

1035D M-70-SBV

- Good for Propane



#M-72-SBV FIP X FIP

PART #	SIZE	LIST PRICE
46411	1/4	---

SOLID BOTTOM FUEL VALVES

- Approved for use on Motorcraft fuel lines.
- Pointer lever.
- 90° turn stop mechanism to assure positive location of the on and off positions.
- Corrosion proofed internal construction assures maximum salt atmosphere protection.
- Port hole is 1/4 (.250) diameter.
- UL listed for use in fuel oils no. 1 & no. 2, LP gas and utility gas.



PIPE MALE X FEMALE

PART #	SIZE	LIST PRICE
46400M	1/8 x 1/8	---
46401M	1/4 x 1/4	---

8980



PIPE MALE X MALE

PART #	SIZE	LIST PRICE
46406M	1/4 x 1/4	---

- Good for Propane



PIPE FEMALE X FEMALE

8975



MALE PIPE X FLARE

PART #	SIZE	LIST PRICE
46429M	1/4 x 3/8	---
46430M	3/8 x 3/8	---

8948

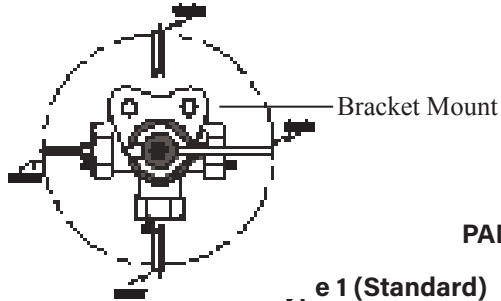
SPECIALTY VALVES

BRASS FITTINGS

GROUND PLUG SHUT-OFF COCKS

NON-LUBRICATED PLUG VALVES are designed to operate in systems where INSTANTANEOUS PORT SELECTION is desired. Since LUBRICANTS ARE NOT USED, relubrication is not required. There is no lubricant to freeze and lock the valve or to contaminate fine fluids. The O-RING SEALED CAP and STEM eliminate leakage to atmosphere. The mating BRASS BODY and CELCON PLUG produce a fine seal that WILL NOT SEIZE OR GALL.

Designed for PANEL or BRACKET MOUNTING. They are generally recommended for operation in GASOLINE, OIL, AIR, WATER and DETERGENT systems from minus 40° to 180°F, at a maximum operating pressure of 30 p.s.i.g. The fluid port size is 9/32 (.281) diameter for 1/8 and 1/4 sizes, 5/16 (.312) diameter for the 3/8 size. **(Consult factory for applications**

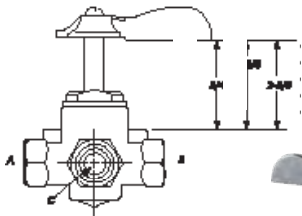


PANEL MOUNTING AVAILABLE

e 1 (Standard)

A pronounced "click" may be felt at each position.

THREE-WAY VALVES (Side Outlet)



- 1-3/8" Stem
- Side Outlet
- Bracket Mounting
- O-Ring Sealed
- 4-way celcon roter standard



LESS CLICK

PART #	A-B-C FEMALE PIPE THREAD	LENGTH OF STEM	LIST
46247	1/4	1-3/8"	---
46248	3/8	1-3/8"	---

M-108-MID WITH CLICK 360°

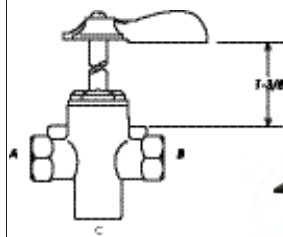
PART #	A-B-C FEMALE PIPE THREAD	LENGTH OF STEM	LIST
46250	1/8	1-3/8"	---
46251	1/4	1-3/8"	---
46252	3/8	1-3/8"	---

V406P 6749

Openings:

Handle Pointer over A.....Valve Open A-C
 Handle Pointer over C.....Valve Open B-C
 Handle Pointer over B.....Valve "OFF"
 Handle Pointer over Bracket.....Valve "OFF"

THREE-WAY VALVES (Bottom Outlet)



- 1-3/8" Stem
- Side Outlet
- Bracket Mounting
- O-Ring Sealed
- 4-way celcon roter standard



LESS CLICK

PART #	A-B-C FEMALE PIPE THREAD	LENGTH OF STEM	LIST
46241	1/4	1-3/8"	---

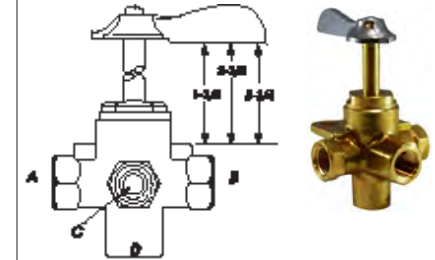
WITH CLICK 360°

PART #	A-B-C FEMALE PIPE THREAD	LENGTH OF STEM	LIST
46243	1/8	1-3/8"	---
46244	1/4	1-3/8"	---

Openings:

Handle Pointer over A.....Valve Open A-C
 Handle Pointer over B.....Valve Open B-C
 Handle Pointer over Bracket.....Valve "OFF"

FOUR-WAY VALVES



- Side Outlet
- Bracket Mounting
- O-Ring Sealed
- 4-way celcon roter standard

LESS CLICK

PART #	A-B-C-D FEMALE PIPE THREAD	LENGTH OF STEM	LIST
46257	1/4	1-3/8"	---

M-114-MID WITH CLICK (360°)

PART #	A-B-C-D FEMALE PIPE THREAD	LENGTH OF STEM	LIST
46255	1/4	1-3/8"	---
46256	3/8	1-3/8"	---

WITH 2-3/8" LONG STEM M-115-MID

Part #	A-B-C-D Female Pipe Thread	Length of Stem	List Price
46260	1/4	2-3/8"	---

Openings:

Handle Pointer over A.....Valve Open A-D
 Handle Pointer over C.....Valve Open C-D
 Handle Pointer over B.....Valve Open B-D
 Handle Pointer over Bracket.....Valve "OFF"

WARNING: This product can expose you to chemicals, including lead, which are known to the State of California to cause cancer and birth defects or other reproductive harm. For more information, visit www.P65Warnings.ca.gov

MARINE FITTINGS

BRASS FITTINGS

• Calibrated to support 30" column of gasoline.



BRASS ANTI-SIPHON VALVES

PART #	SIZE	LIST PRICE
46520	1/4 x 1/4	---
46521	3/8 x 3/8	---

• Flo direction <-



**BRASS ANTI-SIPHON VALVES
BARB X NPT**

PART #	SIZE	LIST PRICE
46529	1/4 x 1/4	---
46530	5/16 x 1/4	---
46531	3/8 x 1/4	---
46532	3/8 x 3/8	---



**MINI BALL VALVE - BRASS
W/ SS HANDLE AND NUT**

PART #	BARB X MIP	LIST PRICE
46986	5/6 x 1/4	---
46987	3/8 x 1/4	---
46988	3/8 x 3/8	---
46989	1/2 x 1/2	---



ALUMINUM

PART #	SIZE	LIST PRICE
46520A	1/4 x 1/4	---



ALUMINUM

PART #	SIZE	LIST PRICE
46530A	5/16 x 1/4	---
46531A	3/8 x 1/4	---
46532A	3/8 x 3/8	---

- NBR O-Ring
- Working temp 180°F
- 3,000 PSI
- Brass or Aluminum
- #316 Ball & Spring



MALE MIP X FEMALE FIP BRASS

PART #	SIZE	LIST PRICE
46523	1/4	---



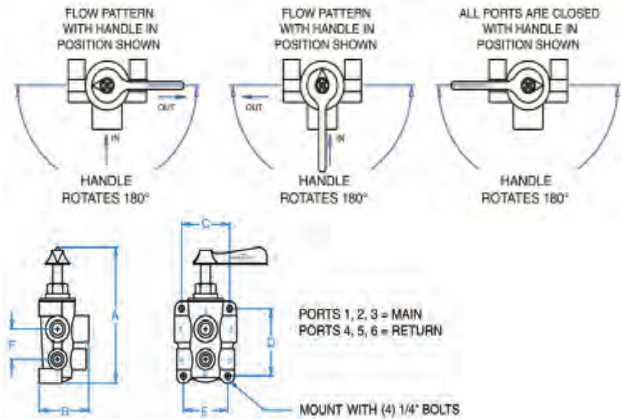
ALUMINUM

PART #	SIZE	LIST PRICE
46523A	1/4	---



FLARE X MIP - BRASS

SIX PORT VALVES



Six port fuel valves are used where 2 tanks supply a single engine, and a return to each supply tank is required.

ABYC H33.9.2 states that fuel system valves must have an independent means of support, so in-line valves are not



PART #	IND. #	FEMALE PIPE THREAD OF	STEM	LENGTH TYPE	LIST PRICE
46237	SK-1036	1-2-3 4-5-6 1/2 x 3/8	13/16	1	---

WARNING: This product can expose you to chemicals, including lead, which are known to the State of California to cause cancer and birth defects or other reproductive harm. For more information, visit www.P65Warnings.ca.gov

BRASS

MINIATURE BALL VALVES

BRASS FITTINGS

BRASS**MINIATURE BALL VALVES**

- Working Pressure up to 1000 P.S.I.G.
- ASTM B-16 Corrosion Resistant Brass Body.
- Non-Adjusting Viton O-Ring Stem Seal Design Never Needs Tightening.
- Highly Inert Teflon Seats.
- Long Life Nickel Plated Brass Ball.
- Blow-Out Proof Stem for Safety.
- Temperature: -40°F to 300°F
- 1/4 Turn Instantaneous On-Off Operation.
- Quarter Turn Handle Design.
- Water, Oil, and Air Pressure Systems.
- Ideal for tight, confined areas, or when routing aesthetics are desired Applications

**MALE X FEMALE**

PART #	SIZE	LIST PRICE
46900	1/8 x 1/8	---
46903	1/4 x 1/4	---

**MALE X MALE**

PART #	SIZE	LIST PRICE
46910	1/8 x 1/8	---
46912	1/4 x 1/4	---

**MALE PIPE X HOSE BARB**

PART #	SIZE	LIST PRICE
47042	1/8 x 1/4	---
46980	1/4 x 1/4	---
46981	1/4 x 3/8	---

FEMALE X FEMALE

PART #	SIZE	LIST PRICE
46920	1/8 x 1/8	---
46921	1/8 x 1/4	---



PART #	SIZE	LIST PRICE
46922A	1/4 x 1/4	---
46923	3/8 x 3/8	---



PART #	SIZE	LIST PRICE
46924	1/2 x 1/2	---
46925	3/4 x 3/4	---

U.L. TWO WAY VALVES

- Buna-N Seal, Teflon Seat Plated metal handle, plated brass ball.

**U.L. TWO WAY VALVES**

PART #	SIZE	LIST PRICE
46440	1/4 x 1/4	---

**U.L. TWO WAY VALVES**

PART #	SIZE	LIST PRICE
46443	1/4 x 1/4	---

PANEL MOUNT**BRASS BALL VALVES**

- Working pressure: 1500 psi wog for 1/8" to 1/4", 1000 psi wog for 3/8" to 1/2"
- Vacuum rating: 29.92" Hg
- Working temp: -40°F to +300°F
- Panel mount hole is 9/16" Dia.
- Brass body cap, PTFE ball seats, Viton stem sealing, Brass chrome

FEMALE X FEMALE

PART #	SIZE	LIST PRICE
46830	1/8 x 1/8	---
46832	1/4 x 1/4	---
46833	3/8 x 3/8	---
46834	1/2 x 1/2	---

FEMALE X FEMALE

PART #	SIZE	LIST PRICE
46875	1/8 x 1/8	---
46878	1/4 x 1/4	---



PART #	SIZE	LIST PRICE
46951	1/8 FPT	---
46956	1/4 FPT	---

WARNING: This product can expose you to chemicals, including lead, which are known to the State of California to cause cancer and birth defects or other reproductive harm. For more information, visit www.P65Warnings.ca.gov

CHECK VALVES

BRASS FITTINGS

BRASS CHECK VALVES

- 500 PSI •1 PSI Cracking Pressure
- Buna-N Seal for water, air & inert gas
- Viton Seal for oil, gas & diesel fuel



- 180° temp rating

FIP X FIP BUNA-N

PART #	SIZE	LIST PRICE
46560	1/8"	---
46561	1/4"	---
46562	3/8"	---
46563	1/2"	---
46564	3/4"	---

FIP X FIP VITON

PART #	SIZE	LIST PRICE
46560V	1/8"	---
46561V	1/4"	---
46562V	3/8"	---
46563V	1/2"	---
46564V	3/4"	---



FEMALE X MALE BUNA-N

PART #	SIZE	LIST PRICE
46565	1/8"	---
46566	1/4"	---
46567	3/8"	---
46568	1/2"	---
46569	3/4"	---



MALE X MALE

PART #	SIZE	LIST PRICE
46570	1/8"	---
46571	1/4"	---
46572	3/8"	---
46573	1/2"	---



MALE X FEMALE

PART #	SIZE	LIST PRICE
46575	1/8"	---
46576	1/4"	---
46577	3/8"	---
46578	1/2"	---

HIGH PRESSURE CHECK VALVES

MAX. 2500 PSI
Cracking Pressure 1 PSI

- Opening diameter .187
- 180° max operating temp. •SS ball and spring
- CV = 0.4



MNPT X MNPT

PART #	SIZE	OPEN-ING DIA.	LIST PRICE
46500	1/4 x 1/4	0.187	---

MAX. 2500 PSI

- Flo direction ->
- Opening diameter .187
- 180° max operating temp. •SS ball and spring
- Buna Seal



MNPT X FNPT

PART #	SIZE	OPEN-ING DIA.	LIST PRICE
46505	1/4 x 1/4	0.187	---

MAX. 1200 PSI

- O-Ring poppet seal Bubble tight operation
- 180°F max operating temp.



FNPT X FNPT

PART #	SIZE	OPEN-ING DIA.	LIST PRICE
46510	1/4 x 1/4	0.25	---
46511	3/8 x 3/8	0.375	---
46512	1/2 x 1/2	0.437	---

PNEUMATIC CHECK VALVES

- Max Operating Pressure: 220 psi
- Working Pressure: 14.5-145 psi
- Cracking Pressure: 2.8 psi
- Maximum Temperatures: 140° F

Body	Chrome plated Brass
Spring	Steel
O-Ring	NBR Rubber



NPT- Inlet NPSM - Outlet

PART #	SIZE	DIMENSIONS (IN.)		LIST PRICE
		A	B	
46-200	1/4	1.97	0.67	
46-201	3/8	1.97	0.83	
46-202	1/2	2.48	0.98	

HIGH PRESSURE CHECK VALVES

- Operates in any position, and is available in mixed or matched end combinations.
- Standard cracking pressure 1 p.s.i. with a maximum operating pressure of 3000 p.s.i. and a maximum operating temperature of 180°F using Buna-N seals.
- Buna-N seals standard, other seals available.
- Guided 316 stainless steel ball + spring.
- Fixed ringed seat prevents extrusion of seal.
- Opening diameter .28
- Approximate CV 1.2
- Water G.P.M. @ 10 p.s.i. is 4.0
- Good for air



FEMALE X FEMALE

PART #	SIZE	LIST PRICE
46513	1/4	---



FEMALE X MALE

PART #	SIZE	LIST PRICE
46514	1/4	---



MALE X FEMALE


PART #	SIZE	LIST PRICE
46516	1/4	---



MALE X MALE

PART #	SIZE	LIST PRICE
46515	1/4	---

LEAD FREE



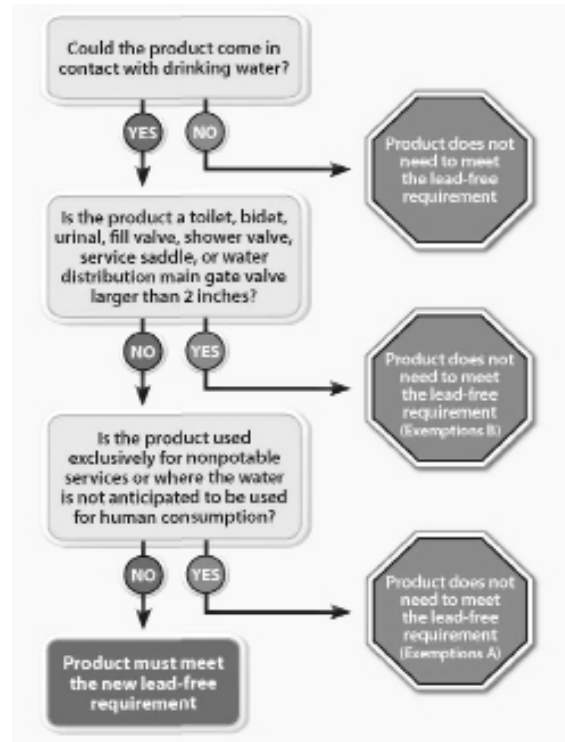
What is the new lead-free requirement?

In 2011, the Reduction of Lead in Drinking Water Act was signed into law. The Act has reduced the lead content allowed in drinking water system and plumbing materials by changing the definition of "lead-free" in Section 1417 of the Safe Drinking Water Act.

The term "lead-free" has been updated from not more than 8% lead content to mean "not more than a weighted average of 0.25% lead when used with respect to the wetted surfaces of pipes, pipe fittings, plumbing fittings and fixtures."

How do I know which products must meet the new lead-free requirement?

The prohibitions on use and introduction into commerce apply to all pipe, pipe fittings, plumbing fittings, and fixtures (henceforth referred to as "products"), including stocked inventories that have not been installed. This includes coated or uncoated brass or bronze materials. By using the flow-chart below as a guide, you can determine if a product must meet the new lead-free requirement:



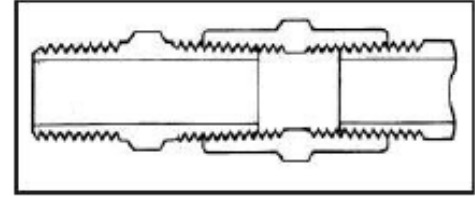
Lead-Free Requirement Exemptions

(A) The new requirement does not apply to pipes, pipe fittings, plumbing fittings, or fixtures, including backflow preventers, that are used exclusively for nonpotable service such as manufacturing, industrial processing, irrigation, outdoor watering or any other uses where the water is not anticipated to be used for human consumption.

(B) The new requirement does not apply to toilets, bidets, urinals, fill valves, flushometer valves, tub fillers, shower valves, service saddles or water distribution main gate valves 2 inches in diameter or larger.

BRASS PIPE FITTINGS LEAD FREE

- One piece construction, available in barstock or forgings
- Used with brass or steel pipe
- All pipe threads are "American Standard Taper Pipe Threads"
- Fair vibration resistance
- Used in low to medium pressure applications
- Teflon tape or pipe sealant is recommended
- Pipe threads should be tightened 2 1/2 turns past finger tight



Nominal Pipe Size	1/8	1/4	3/8	1/2	3/4	1
Thread size	1/8-27	1/4-18	3/8-18	1/2-14	3/4-14	1-11 1/2
Approx. Diameter in inches	3/8"	1/2"	5/8"	3/4"	1"	1-3/8"

BRASS PIPE FITTINGS

ELBOW 90° BARSTOCK



AMC	MIDLAND	LIST	SIZE	MAF #	MAF PRICE
706100-02	28001LF	---	1/8"	LF100-2	
706100-04	28002LF	---	1/4"	LF100-4	
706100-06	28003LF	---	3/8"	LF100-6	
706100-08	28004LF	---	1/2"	LF100-8	
706100-12	28005LF	---	3/4"	LF100-12	

ELBOW 90° FORGED



AMC	MIDLAND	LIST	SIZE	MAF #	MAF PRICE
706200-02	28009LF	---	1/8"		
706200-04	28010LF	---	1/4"		
706200-06	28011LF	---	3/8"		
706200-08	28012LF	---	1/2"		
706200-12	28013LF	---	3/4"		

REDUCING ELBOW FORGED



AMC	MIDLAND	LIST	SIZE	MAF #	MAF PRICE
706205-0604	28015LF	---	3/8" x 1/4"	LF100R-64	

ELBOW 45°



AMC	MIDLAND	LIST	SIZE	MAF #	MAF PRICE
706107-02	28018LF	---	1/8"		
706107-04	28019LF	---	1/4"		

LEAD FREE PIPE

LEAD FREE BRASS FITTINGS

TEE BARSTOCK



LF101

AMC	MIDLAND	LIST	SIZE	MAF #	MAF PRICE
706101-02	28024LF	---	1/8"	LF101-2	
706101-04	28025LF	---	1/4"	LF101-4	
706101-06	28026LF	---	3/8"	LF101-6	
706101-08	28027LF	---	1/2"	LF101-8	
706101-12	28028LF	---	3/4"	LF101-12	

TEE FORGED



AMC	MIDLAND	LIST	SIZE	MAF #	MAF PRICE
706201-02	28032LF	---	1/8"		
706201-04	28033LF	---	1/4"		
706201-06	28034LF	---	3/8"		
706201-08	28035LF	---	1/2"		
706201-12	28036LF	---	3/4"		

REDUCING TEE FORGED



AMC	MIDLAND	LIST	SIZE	MAF #	MAF PRICE
706206-060604	28039LF	---	3/8"x3/8"x1/4"		

CROSS BARSTOCK



LF102

AMC	MIDLAND	LIST	SIZE	MAF #	MAF PRICE
706102-02	28041LF	---	1/8"	LF102-2	
706102-04	28042LF	---	1/4"	LF102-4	
706102-06	28043LF	---	3/8"	LF102-6	
706102-08	28044LF	---	1/2"	LF102-8	
706102-12	28045LF	---	3/4"	LF102-12	

COUPLING



LF103

AMC	MIDLAND	LIST	SIZE	MAF #	MAF PRICE
706103-02	28058LF	---	1/8"	LF103-2	
706103-04	28059LF	---	1/4"	LF103-4	
706103-06	28060LF	---	3/8"	LF103-6	
706103-08	28061LF	---	1/2"	LF103-8	
706103-12	28062LF	---	3/4"	LF103-12	

X-HEAVY COUPLING



AMC	MIDLAND	LIST	SIZE	MAF #	MAF PRICE
			1/8"	LF23300X2	
706303-04	28059EHLF	---	1/4"	LF23300X4	
			3/8"	LF23300X6	
			1/2"	LF23300X8	

LEAD FREE PIPE
LEAD FREE BRASS FITTINGS

UNION



LF104

AMC	MIDLAND	LIST	SIZE	MAF #	MAF PRICE
706104-02	28067LF	---	1/8"	LF104-2	
706104-04	28068LF	---	1/4"	LF104-4	
706104-06	28069LF	---	3/8"	LF104-6	
706104-08	28070LF	---	1/2"	LF104-8	
706104-12	28071LF	---	3/4"	LF104-12	

CAP



LF108

AMC	MIDLAND	LIST	SIZE	MAF #	MAF PRICE
706108-02	28075LF	---	1/8"	LF108-2	
706108-04	28076LF	---	1/4"	LF108-4	
706108-06	28077LF	---	3/8"	LF108-6	
706108-08	28078LF	---	1/2"	LF108-8	
706108-12	28079LF	---	3/4"	LF108-12	

PLUG CORED SQUARE HEAD



LF

AMC	MIDLAND	LIST	SIZE	MAF #	MAF PRICE
706109-02	28084LF	---	1/8"	LF109-2	
706109-04	28085LF	---	1/4"	LF109-4	
706109-06	28086LF	---	3/8"	LF109-6	
706109-08	28087LF	---	1/2"	LF109-8	
706109-12	28088LF	---	3/4"	LF109-12	
			1"	LF109-16	

PLUG SOLID SQUARE HEAD



LF109SD

AMC	MIDLAND	LIST	SIZE	MAF #	MAF PRICE
706114-02	28084SLF	---	1/8"	LF109SD-2	
706114-04	28085SLF	---	1/4"	LF109SD-4	
706114-06	28086SLF	---	3/8"	LF109SD-6	
706114-08	28087SLF	---	1/2"	LF109SD-8	
706114-12	28088SLF	---	3/4"	LF109SD-12	
			1"	LF109SD-16	
			1 1/4"	LF109SD-20	
			1 1/2"	LF109SD-24	
			2"	LF109SD-32	

COUNTERSUNK PLUG HEX



LF109AL

AMC	MIDLAND	LIST	SIZE	MAF #	MAF PRICE
706115-02	28093LF	---	1/8"	LF109AL-2	
706115-04	28094LF	---	1/4"	LF109AL-4	
706115-06	28095LF	---	3/8"	LF109AL-6	
706115-08	28096LF	---	1/2"	LF109AL-8	
706115-12	28097LF	---	3/4"	LF109AL-12	

LEAD FREE PIPE

LEAD FREE BRASS FITTINGS

FACE BUSHING



LF110F

AMC	MIDLAND	LIST	SIZE	MAF #	MAF PRICE
706140-0402	28121LF	---	1/4" x 1/8"	LF110F-42	
			3/8" x 1/8"	LF110F-62	
706140-0604	28116LF	---	3/8" x 1/4"	LF110F-64	
			1/2" x 1/4"	LF110F-84	
706140-0806	28117LF	---	1/2" x 3/8"	LF110F-86	
			3/4" x 1/4"	LF110F-124	
			3/4" x 3/8"	LF110F-126	
706140-1208	28118LF	---	3/4" x 1/2"	LF110F-128	
			1" x 3/4"	LF110F-1612	

PLUG CORED HEX HEAD



LF121

AMC	MIDLAND	LIST	SIZE	MAF #	MAF PRICE
706121-02	28201LF	---	1/8"	LF121-2	
706121-04	28202LF	---	1/4"	LF121-4	
706121-06	28203LF	---	3/8"	LF121-6	
706121-08	28204LF	---	1/2"	LF121-8	
706121-12	28205LF	---	3/4"	LF121-12	
			1"	LF121-16	

PLUG SOLID HEX HEAD



AMC	MIDLAND	LIST	SIZE	MAF #	MAF PRICE
706125-02	28201SLF	---	1/8"	LF121S-2	
706125-04	28202SLF	---	1/4"	LF121S-4	
706125-06	28203SLF	---	3/8"	LF121S-6	
706125-08	28204SLF	---	1/2"	LF121S-8	
			3/4"	LF121S-12	
			1"	LF121S-16	

HEX BUSHING



LF110

AMC	MIDLAND	LIST	SIZE	MAF #	MAF PRICE
706110-0402	28102LF	---	1/4" x 1/8"	LF110-42	
706110-0602	28103LF	---	3/8" x 1/8"	LF110-62	
706110-0604	28104LF	---	3/8" x 1/4"	LF110-64	
706110-0802	28105LF	-----	1/2" x 1/8"	LF110-82	
706110-0804	28106LF	---	1/2" x 1/4"	LF110-84	
706110-0806	28107LF	---	1/2" x 3/8"	LF110-86	
706110-1202	28108LF	---	3/4" x 1/8"	LF110-122	
706110-1204	28109LF	---	3/4" x 1/4"	LF110-124	
706110-1206	28110LF	---	3/4" x 3/8"	LF110-126	
706110-1208	28111LF	---	3/4" x 1/2"	LF110-128	
			1" x 1/8"	LF110-162	
706110-1604	28112LF	---	1" x 1/4"	LF110-164	
706110-1606	28113LF	---	1" x 3/8"	LF110-166	
706110-1608	28114LF	---	1" x 1/2"	LF110-168	
706110-1612	28115LF	---	1" x 3/4"	LF110-1612	

CLOSE NIPPLE



AMC	MIDLAND	LIST	SIZE	MAF #	MAF PRICE
706112-02	28131LF	---	1/8"	LF112-2	
706112-04	28132LF	---	1/4"	LF112-4	
706112-06	28133LF	---	3/8"	LF112-6	
706112-08	28134LF	---	1/2"	LF112-8	
706112-12	28135LF	---	3/4"	LF-112-12	

LONG NIPPLE



AMC	MIDLAND	LIST	SIZE	MAF #	MAF PRICE
706113-0224	28140LF	---	1/8" x 1-1/2"	LF113-224	
706113-0232	28141LF	---	1/8" x 2"	LF113-232	
706113-0240	28142LF	---	1/8" x 2-1/2"	LF113-240	
706113-0248	28143LF	---	1/8" x 3"	LF113-248	
706113-0424	28144LF	---	1/4" x 1-1/2"	LF113-424	
706113-0432	28145LF	---	1/4" x 2"	LF113-432	
706113-0440	28146LF	---	1/4" x 2-1/2"	LF113-440	
706113-0448	28147LF	---	1/4" x 3"	LF113-448	
706113-0624	28148LF	---	3/8" x 1-1/2"	LF113-624	
706113-0632	28149LF	---	3/8" x 2"	LF113-632	
	28150LF	---	3/8" x 2-1/2"	LF113-640	
			3/8" x 3"	LF113-648	
			1/2" x 1-1/2"	LF113-824	
			1/2" x 2"	LF113-832	
			1/2" x 2-1/2"	LF113-840	
			1/2" x 3"	LF113-848	

HEX NIPPLE



AMC	MIDLAND	LIST	SIZE	MAF #	MAF PRICE
706122-02	28211LF	---	1/8"	LF122-2	
706122-04	28212LF	---	1/4"	LF122-4	
706122-06	28213LF	---	3/8"	LF122-6	
706122-08	28214LF	---	1/2"	LF122-8	
706122-12	28215LF	---	3/4"	LF122-12	
706122-16	28216LF	---	1"	LF122-16	
			1-1/4"	LF122-20	
			1-1/2"	LF122-24	
			2"	LF122-32	

LONG HEX NIPPLE



AMC	MIDLAND	LIST	SIZE	MAF #	MAF PRICE
			1/8"	LF23325X2	
28212EHLF			1/4"	LF23325X4	
			3/8"	LF23325X6	
			1/2"	LF23325X8	

LEAD FREE PIPE

LEAD FREE BRASS FITTINGS

LEAD FREE

REDUCING HEX NIPPLE



LF123

AMC	MIDLAND	LIST	SIZE	MAF #	MAF PRICE
706123-0402	28220LF	---	1/4" x 1/8"	LF123-42	
706123-0602	28221LF	---	3/8" x 1/8"	LF123-62	
706123-0604	28222LF	---	3/8" x 1/4"	LF123-64	
706123-0804	28223LF	---	1/2" x 1/4"	LF123-84	
706123-0806	28224LF	-----	1/2" x 3/8"	LF123-86	
706123-1208	28225LF	---	3/4" x 1/2"	LF123-128	

REDUCING COUPLING



LF119

AMC	MIDLAND	LIST	SIZE	MAF #	MAF PRICE
706119-0402	28181LF	-----	1/4" x 1/8"	LF119-42	
706119-0602	28182LF	---	3/8" x 1/8"	LF119-62	
706119-0604	28183LF	---	3/8" x 1/4"	LF119-64	
706119-0802	28180LF	---	1/2" x 1/8"	LF119-82	
706119-0804	28184LF	---	1/2" x 1/4"	LF119-84	
706119-0806	28185LF	---	1/2" x 3/8"	LF119-86	
			3/4" x 3/8"	LF119-126	
706119-1208	28189LF	---	3/4" x 1/2"	LF119-128	

ADAPTER



LF120

AMC	MIDLAND	LIST	SIZE	MAF #	MAF PRICE
706120-0202	28190LF	---	1/8" x 1/8"	LF120-22	
706120-0402	28191LF	---	1/4" x 1/8"	LF120-42	
706120-0404	28192LF	---	1/4" x 1/4"	LF120-44	
706120-0602	28198LF	---	3/8" x 1/8"	LF120-62	
706120-0604	28193LF	---	3/8" x 1/4"	LF120-64	
706120-0606	28194LF	---	3/8" x 3/8"	LF120-66	
			1/2" x 1/8"	LF120-82	
706120-0804	28199LF	---	1/2" x 1/4"	LF120-84	
706120-0806	28195LF	---	1/2" x 3/8"	LF120-86	
706120-0808	28196LF	---	1/2" x 1/2"	LF120-88	
			3/4" x 3/8"	LF120-126	
706120-1208	28208LF	---	3/4" x 1/2"	LF120-128	
706120-1212	28209LF	---	3/4" x 3/4"	LF120-1212	
			1" x 3/4"	LF120-1612	

SHORT BARSTOCK* STREET ELBOW 90°



AMC	MIDLAND	LIST	SIZE	MAF #	MAF PRICE
706116-02	28156SLF	---	1/8"		
706116-04	28157SLF	---	1/4"		
706116-06	28158SLF	---	3/8"		
706116-08	28159SLF	---	1/2"		
706116-12	28160SLF	---	3/4"		

LEAD FREE PIPE
LEAD FREE BRASS FITTINGS

BARSTOCK* ST ELBOW



AMC	MIDLAND	LIST	SIZE	MAF #	MAF PRICE
706118-02	28156LF	---	1/8"	LF116-2	
706118-04	28157LF	---	1/4"	LF116-4	
706118-06	28158LF	---	3/8"	LF116-6	
	28159LF	---	1/2"	LF116-8	
	28160LF	---	3/4"		

FORGED* STREET ELBOW 90°



AMC	MIDLAND	LIST	SIZE	MAF #	MAF PRICE
706216-02	28165LF	---	1/8"		
706216-04	28166LF	---	1/4"		
706216-06	28167LF	---	3/8"		
706216-08	28168LF	---	1/2"	LF116F-8	
706216-12	28169LF	---	3/4"	LF116F-12	

FORGED* REDUCING STREET ELBOW



AMC	MIDLAND	LIST	SIZE	MAF #	MAF PRICE
706228-0402	28261LF	---	1/4" x 1/8"	LF128-42	
706228-0406	28262LF	---	1/4" x 3/8"		
706228-0608	28264LF	---	3/8" x 1/2"	LF128-68	
706228-0806	28265LF	---	1/2" x 3/8"	LF128-86	

* Forged and Barstock shapes may be substituted for one another in Lead Free.

STREET ELBOW 45°



AMC	MIDLAND	LIST	SIZE	MAF #	MAF PRICE
706124-02	28230LF	---	1/8"	LF124-2	
706124-04	28231LF	---	1/4"	LF124-4	
706124-06	28232LF	---	3/8"	LF124-6	
706124-08	28233LF	---	1/2"	LF124-8	
706124-12	28234LF	---	3/4"		

STREET TEE BARSTOCK



AMC	MIDLAND	LIST	SIZE	MAF #	MAF PRICE
706127-02	28245LF	---	1/8"	LF127-2	
706127-04	28246LF	---	1/4"	LF127-4	
706127-06	28247LF	---	3/8"	LF127-6	
706127-08	28248LF	---	1/2"	LF127-8	
706127-12	28249LF	---	3/4"	LF127-12	

STREET TEE FORGED



AMC	MIDLAND	LIST	SIZE	MAF #	MAF PRICE
706227-02	28253LF	---	1/8"		
706227-04	28254LF	---	1/4"		
706227-06	28255LF	---	3/8"		

LEAD FREE PIPE/LEAD FREE PUSH-ON

LEAD FREE BRASS FITTINGS

ELBOW BARSTOCK



AMC	MIDLAND	LIST	SIZE	MAF #	MAF PRICE
706130-02	28266BLF	---	1/8"	LF23455X2	
706130-04	28267BLF	---	1/4"	LF23455X4	
706230-06	28268LF	---	3/8"		

ELBOW FORGED



AMC	MIDLAND	LIST	SIZE	MAF #	MAF PRICE
706230-02	28266LF	---	1/8"		
706230-04	28267LF	---	1/4"		
706230-06	28268LF	---	3/8"		
706230-08	28269LF	---	1/2"		

REDUCING ELBOW



AMC	MIDLAND	LIST	SIZE	MAF #	MAF PRICE
706235-0402	28273LF	---	1/4" x 1/8"		
706235-0602	28272LF	---	3/8" x 1/8"		
706235-0604	28275LF	---	3/8" x 1/4"		
706235-0806	28276LF	---	1/2" x 3/8"		

TEE BARSTOCK



LF131

AMC	MIDLAND	LIST	SIZE	MAF #	MAF PRICE
706131-02	28281LF	---	1/8"	LF131-2	
706131-04	28282LF	---	1/4"	LF131-4	
706131-06	28283LF	---	3/8"	LF131-6	
706131-08	28284LF	---	1/2"	LF131-8	

TEE FORGED



AMC	MIDLAND	LIST	SIZE	MAF #	MAF PRICE
706232-02	28290LF	---	1/8"		
706232-04	28291LF	---	1/4"		
706232-06	28292LF	---	3/8"		

PUSH-ON

MALE ADAPTER



AMC	MIDLAND	LIST	HOSE I.D. X MALE NPTF	MAF #	MAF PRICE
707201-0402	30200LF	---	1/4" x 1/8"		
707201-0404	30201LF		1/4" x 1/4"		
707201-0604	30203LF	-----	3/8" x 1/4"		
707201-0606	30204LF	---	3/8" x 3/8"		
707201-0608	30206LF	---	1/2" x 3/8"		
707201-0808	30207LF	---	1/2" x 1/2"		

SAE/JIC DUAL 45°/37° FEMALE SWIVEL



AMC	MIDLAND	LIST	HOSE I.D. X FEMALE 45°/37°	MAF #	MAF PRICE
707210-0404	30230LF		1/4" x 1/4"		

LEAD FREE PIPE HOSE BARBS

LEAD FREE BRASS FITTINGS

BRASS HOSE BARBS LEAD FREE

- One piece, except swivels (nut and stem)
- Used with plastic tubing or rubber hose
- -40° to 200° F. temperature range
- Intended for use with hose clamp or crimp type ferrule

- Barbed edges provide positive connection
- Excellent vibration resistance
- Barb size is hose I.D.

RIGID MALE ADAPTER



LF29

AMC	MIDLAND	LIST	HOSE I.D. X MALE NPTF	MAF	MAF PRICE
707001-0202	32001LF	---	1/8" x 1/8"	LF29-22	
707001-0204	32027LF	---	1/8" x 1/4"	LF29-24	
707001-0302	32002LF	---	3/16" x 1/8"	LF29-32	
707001-0304	32003LF	---	3/16" x 1/4"	LF29-34	
707001-0402	32004LF	---	1/4" x 1/8"	LF29-42	
707001-0404	32005LF	---	1/4" x 1/4"	LF29-44	
707001-0406	32006LF	---	1/4" x 3/8"	LF29-46	
707001-0408	32007LF	---	1/4" x 1/2"	LF29-48	
	32954LF	---	1/4" x 3/4"	LF29-42	
707001-0502	32008LF	---	5/16" x 1/8"	LF29-52	
707001-0504	32009LF	---	5/16" x 1/4"	LF29-54	
707001-0506	32010LF	---	5/16" x 3/8"	LF29-56	
707001-0602	32011LF	---	3/8" x 1/8"	LF29-62	
707001-0604	32012LF	---	3/8" x 1/4"	LF29-64	
707001-0606	32013LF	---	3/8" x 3/8"	LF29-66	
707001-0608	32014LF	---	3/8" x 1/2"	LF29-68	
707001-0612	32026LF	---	3/8" x 3/4"	LF29-612	
707001-0804	32015LF	---	1/2" x 1/4"	LF29-84	
707001-0806	32016LF	---	1/2" x 3/8"	LF29-86	
707001-0808	32017LF	---	1/2" x 1/2"	LF29-88	
707001-0812	32018LF	---	1/2" x 3/4"	LF29-812	
707001-1006	32019LF	---	5/8" x 3/8"	LF29-106	
707001-1008	32020LF	---	5/8" x 1/2"	LF29-108	
707001-1012	32021LF	---	5/8" x 3/4"	LF29-1012	
707001-1206	32306LF	---	3/4" x 3/8"	LF29-126	
707001-1208	32022LF	---	3/4" x 1/2"	LF29-128	
707001-1212	32023LF	---	3/4" x 3/4"	LF29-1212	
707001-1612	32024LF	---	1" x 3/4"	LF29-1612	
707001-1616	32025LF	---	1" x 1"	LF29-1616	

LEAD FREE HOSE BARBS

LEAD FREE BRASS FITTINGS

RIGID FEMALE ADAPTER



LF29F

AMC	MIDLAND	LIST	HOSE I.D. X FEMALE NPTF	MAF	MAF PRICE
707002-0202	32050LF	---	1/8" x 1/8"	LF29F-22	
707002-0204	32317LF	---	1/8" x 1/4"	LF29F-24	
707002-0302	32051LF	---	3/16" x 1/8"	LF29F-32	
707002-0304	32062LF	---	3/16" x 1/4"	LF29F-34	
707002-0402	32052LF	---	1/4" x 1/8"	LF29F-42	
707002-0404	32053LF	---	1/4" x 1/4"	LF29F-44	
707002-0406	32054LF	---	1/4" x 3/8"	LF29F-46	
	32441LF	---	1/4" x 1/2"	LF29F-48	
707002-0502	32055LF	---	5/16" x 1/8"	LF29F-52	
707002-0504	32056LF	---	5/16" x 1/4"	LF29F-54	
707002-0506	32318LF	---	5/16" x 3/8"	LF29F-56	
	32057LF	---	3/8" x 1/8"	LF29F-62	
707002-0604	32058LF	---	3/8" x 1/4"	LF29F-64	
707002-0606	32059LF	---	3/8" x 3/8"	LF29F-66	
707002-0608	32063LF	---	3/8" x 1/2"	LF29F-68	
707002-0804	32064LF	---	1/2" x 1/4"	LF29F-84	
707002-0806	32060LF	---	1/2" x 3/8"	LF29F-86	
707002-0808	32061LF	---	1/2" x 1/2"	LF29F-88	
			5/8" x 3/8"	LF29F-106	
			5/8" x 1/2"	LF29F-108	
707002-1212	32065LF	---	3/4" x 3/4"	LF29F-1212	

LEAD FREE HOSE BARBS

LEAD FREE BRASS FITTINGS

FORGED HOSE BARB 90° ELBOW



LF29EBS

AMC	MIDLAND	LIST	HOSE I.D. X MALE NPTF	MAF	MAF PRICE
707020-0402	32038LF	---	1/4" x 1/8"		
707020-0404	32039LF	---	1/4" x 1/4"	LF29E-44BS	
	32309LF	---	1/4" x 3/8"		
707020-0502	32036LF	---	5/16" x 1/8"		
707020-0504	32040LF	---	5/16" x 1/4"		
707020-0602	32046LF	---	3/8" x 1/8"		
707020-0604	32041LF	---	3/8" x 1/4"	LF29E-64BS	
707020-0606	32042LF	---	3/8" x 3/8"	LF29E-66BS	
707020-0608	32047LF	---	3/8" x 1/2"		
707020-0804	32048LF	---	1/2" x 1/4"		
707020-0806	32043LF	---	1/2" x 3/8"		
707020-0808	32311LF	---	1/2" x 1/2"		
	32313LF	----	3/4" x 1/2"		

HOSE BARB TEES



AMC	MIDLAND	LIST	HOSE BARB SIZE	MAF	MAF PRICE
707024-04	32365LF	---	1/4"		
707024-05	32366LF	---	5/16"		
707024-06	32126LF	---	3/8"		

MENDER/ SPLICER



AMC	MIDLAND	LIST	HOSE I.D. X HOSE I.D.	MAF	MAF PRICE
	32091LF	---	1/8"	LF29S-2	
707014-03	32092LF	---	3/16"	LF29S-3	
707014-04	32093LF	---	1/4"	LF29S-4	
707014-05	32094LF	---	5/16"	LF29S-5	
707014-06	32095LF	---	3/8"	LF29S-6	
707014-08	32096LF	---	1/2"	LF29S-8	
707014-10	32097LF	---	5/8"	LF29S-10	
707014-12	32098LF	---	3/4"	LF29S-12	

FEMALE 45° FLARE SWIVEL



AMC	MIDLAND	LIST		MAF	MAF PRICE
707010-0606	32105LF	----	3/8" x 3/8"		
707010-0808	32100LF	---	1/2" x 1/2"		

LEAD FREE GARDEN HOSE

LEAD FREE BRASS FITTINGS


LEAD FREE MINI BALL VALVES BARB X BARB



AMC	MIDLAND	LIST	H.B. X H.B.	MAF	MAF PRICE
	944142LF	---	1/4"		
	944134LF	---	3/8"		

BARSTOCK BRASS GARDEN HOSE COUPLINGS

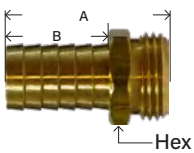
FEMALE SWIVEL ONLY



LF29FGH
• WASHER INCLUDED

AMC	MIDLAND	LIST	HOSE BARB X FGH	MAF	MAF PRICE
			1/4" x 3/4"	LF29FGH-412	
707046-0612	30031LF	---	3/8" x 3/4"	LF29FGH-612	
707046-0812	30032LF	---	1/2" x 3/4"	LF29FGH-812	
707046-1012	30033LF	---	5/8" x 3/4"	LF29FGH-1012	
707046-1212	30034LF	---	3/4" x 3/4"	LF29FGH-1212	

MALE END ONLY



LF29MGH

AMC	MIDLAND	LIST	HOSE BARB X MGH	MAF	MAF PRICE
			1/4" x 3/4"	LF29MGH-412H	
707048-0612	30039LF	---	3/8" x 3/4"	LF29MGH-612H	
707048-0812	30040LF	---	1/2" x 3/4"	LF29MGH-812H	
707048-1012	30041LF	---	5/8" x 3/4"	LF29MGH-1012H	
707048-1212	30042LF	---	3/4" x 3/4"	LF29MGH-1212H	

GARDEN HOSE COUPLING



• WASHER INCLUDED

AMC	MIDLAND	LIST	HOSE BARB	MAF	MAF PRICE
			1/4"	LF29GHS-4H	
707042-06	30025LF	---	3/8"	LF29GHS-6H	
707042-08	30027LF	---	1/2"	LF29GHS-8H	
707042-10	30028LF	---	5/8"	LF29GHS-10H	
707042-12	30029LF	---	3/4"	LF29GHS-12H	

SWIVEL - FGH X FGH



LFS3
• WASHER INCLUDED

AMC	MIDLAND	LIST	FGH X FGH	MAF	MAF PRICE
707403-12	30011LF	---	3/4" x 3/4"	LF53	
707402-12	30012LF	---	no swivel	LF13GH	

LEAD FREE GARDEN HOSE

LEAD FREE BRASS FITTINGS

SWIVEL - FGH X FEMALE PIPE



LFS1
LFS2

• WASHER INCLUDED

AMC	MIDLAND	LIST	FGH X FEMALE NPTF	MAF	MAF PRICE
707401-1208	30001LF	---	3/4" x 1/2"	LFS1	
707401-1212	30006LF	---	3/4" x 3/4"	LFS2	

RIGID - FGH X FEMALE PIPE



• WASHER INCLUDED

AMC	MIDLAND	LIST	FGH X FEMALE NPTF	MAF	MAF PRICE
707411-1202	30016LF	---	3/4" x 1/8"	LF73GH	
707482-1208	30078LF	---	3/4" x 1/2"	LF82GH	
707482-1212	30083LF	---	3/4" x 3/4"	LF83GH	

SWIVEL - FGH X MALE PIPE



• WASHER INCLUDED

AMC	MIDLAND	LIST	FGH X MALE NPTF	MAF	MAF PRICE
707420-1204	30047LF	---	3/4" x 1/4"	LF102GH	
707420-1206	30048LF	---	3/4" x 3/8"	LF103GH	
707420-1208	30049LF	---	3/4" x 1/2"	LF104GH	
			3/4" x 3/4"	LF105GH	

RIGID - FGH X MALE PIPE



• WASHER INCLUDED

AMC	MIDLAND	LIST	FGH X FEMALE NPTF	MAF	MAF PRICE
	30088LF	---	3/4" x 1/2"(1/2"SWT)	LF84GHS	
707484-121208	30094LF		3/4" x 3/4"(1/2" FIP)	LF85GHT	

RIGID - MGH X MGH



LF85GHT

AMC	MIDLAND	LIST	MGH X MGH	MAF	MAF PRICE
707486-121208	30098LF	---	3/4" x 3/4" (1/2" FIP)	LF86GHT	
707486-1212	30099LF		3/4" x 3/4"		

RIGID - MGH X FEMALE PIPE



LF110GH-124

AMC	MIDLAND	LIST	MGH X FE-MALE NPTF	MAF	MAF PRICE
707480-1204	30066LF	---	3/4" x 1/4"	LF74GH	
			3/4" x 1/4"	LF110GH-124	
707480-1206	30067LF	---	3/4" x 3/8"	LF80GH-126	
707480-1208	30068LF	---	3/4" x 1/2"	LF80GH	
707480-1212	30073LF	---	3/4" x 3/4"	LF81GH	

LEAD FREE GARDEN HOSE

LEAD FREE BRASS FITTINGS

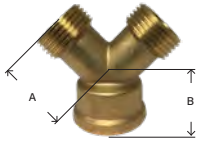
RIGID - MGH X MALE PIPE



LF68GH1216

AMC	MIDLAND	LIST	MGH X MALE NPTF	MAF	MAF PRICE
		----	3/4" x 1/4"	LF76GH	
707478-1206	30053LF	---	3/4" x 3/8"	LF77GH	
707478-1208	30058LF	---	3/4" x 1/2"	LF78GH	
707478-120808	30058SLF	---	3/4" x 1/2" (1/2" SWT)	LF78GHS	
707478-121208	30063LF	---	3/4" x 3/4" x 1/2"	LF79GHT	
			3/4" x 3/4"	LF79GH	
			3/4" x 1"	LF68GH-1216	

CAST BRASS HOSE - "Y" CONNECTOR



LFHY12

AMC	MIDLAND	LIST	SIZE FGH X MGH(2)	MAF	MAF PRICE
707461-12	30140LF	---	3/4"		

GARDEN HOSE CAP



LFHC-12W

AMC	MIDLAND	LIST	SIZE	MAF	MAF PRICE
707404-12	30103LF	---	3/4" Die Cast	LFHC-12W	

GARDEN HOSE NUT



30-021LF



30-022LF

AMC	MIDLAND	LIST	SIZE	MAF	MAF PRICE
707407-12	30021LF	---	Knurled	LFGHnk	
707406-12	30022LF	---	Hex Nut	LFGHnh	

EVAPORATING COOLER ADAPTERS



LFECF12H

* Pipe Threads
** Garden
Hose Threads

AMC	MIDLAND	LIST	SIZE	MAF #	MAF PRICE
	30019LF		3/4" x 3/4"	LFECF12*	22.99
	30020LF		3/4" x 3/4"	LFECF12H**	19.63
	30013LF		1/2" x 1/2"	LFECF8*	15.70

SAE 45° brass flare fittings

- Two pieces construction – nut and body
- Use with copper, brass, aluminum, or steel tubing
- -40° to +250° F. temperature range
- Resists mechanical pullout
- Easy to disassemble and can be reassembled many times, with no effect on the seal
- Primary uses: fuel equipment, plumbing, gases, refrigeration, and vacuum lines
- Meet functional requirements for SAE, ASME and ASA codes for pressure piping



TO ASSEMBLE:

- 1 Cut smooth, square end on tubing
- 2 Slide nut onto tube - threads facing end
- 3 Flare end of tube
- 4 Thread nut to body until snug, then

Tube O.D.	1/8	3/16	1/4	5/16	3/8	7/16	1/2	5/8	3/4	7/8	1
Thread Size	5/16-24	3/8-24	7/16-20	1/2-20	5/8-18	11/16-16	3/4-16	7/8-14	11/16-14	1-1/4-12	1 3/8-12

SHORT ROD NUT



LF41S
LF41XS

AMC	MIDLAND	LIST	THREAD SIZE UNF	MAF	MAF PRICE
704014-02	10013LF	---	1/8"	LF41S-2	
704014-03	10014LF	---	3/16"	LF41S-3	
704014-04	10015LF	---	1/4"	LF41S-4	
704014-05	10016LF	---	5/16"	LF41S-5	
704014-06	10017LF	---	3/8"	LF41S-6	
	10018LF	---	7/16"	LF41S-7	
704014-08	10019LF	---	1/2"	LF41S-8	
704014-10	10020LF	---	5/8"	LF41S-10	
704014-12	10021LF	---	3/4"	LF41S-12	

SHORT FORGED NUT



AMC	MIDLAND	LIST	THREAD SIZE UNF	MAF	MAF PRICE
704018-04	10039LF	---	1/4"	LF41XS-4	
704018-06	10041LF	---	3/8"	LF41XS-6	
704020-0604	10052LF	---	3/8" x 1/4"	LF41XSR-64	
704018-08	10042LF	---	1/2"	LF41XS-8	
704020-0806	10054LF	---	1/2" x 3/8"	LF41XSR-86	
704018-10	10043LF	---	5/8"	LF641S-10	
704020-1008	10056LF	---	5/8" x 1/2"		
704018-12	10044LF	---	3/4"		

LEAD FREE FLARE
LEAD FREE BRASS FITTINGS

UNION



LF242

AMC	MIDLAND	LIST	THREAD SIZE UNF	MAF	MAF PRICE
704042-02	10104LF	---	1/8"	LF242X2	
704042-03	10105LF	---	3/16"	LF242X3	
704042-04	10106LF	---	1/4"	LF242X4	
704042-05	10107LF	---	5/16"	LF262X5	
704042-06	10108LF	---	3/8"	LF242X6	
704056-0604	10118LF	---	3/8" x 1/4"	LF242X6x4	
704042-08	10109LF	---	1/2"	LF242X8	
704056-0804	10120LF	---	1/2" x 1/4"	LF242X8x4	
704056-0806	10121LF	---	1/2" x 3/8"	LF242X8X6	
704042-10	10110LF	---	5/8"	LF242X10	
704056-1006	10122LF	---	5/8" x 3/8"	LF242X10x6	
704056-1008	10123LF	---	5/8" x 1/2"	LF242X10X8	
704042-12	10111LF	---	3/4"	LF242X12	

CAP



LF40

AMC	MIDLAND	LIST	THREAD SIZE UNF	MAF	MAF PRICE
704040-04	10075LF	---	1/4"	LF40-4	
704040-05	10076LF	---	5/16"	LF40-5	
704040-06	10077LF	---	3/8"	LF40-6	
704040-08	10078LF	---	1/2"	LF40-8	
704040-10	10079LF	---	5/8"	LF40-10	
	10080LF	---	3/4"	LF40-12	

UNION TEE



AMC	MIDLAND	LIST	SIZE (1 X 2 X 3)	MAF	MAF PRICE
704044-02	10157LF	---	1/8"		
704044-03	10158LF	---	3/16"		
704044-04	10159LF	---	1/4"		
704044-05	10160LF	---	5/16"		
704044-06	10161LF	---	3/8"		
704044-08	10162LF	---	1/2"		
704044-10	10163LF	---	5/8"		

REDUCING UNION TEE

AMC	MIDLAND	LIST	SIZE (1 X 2 X 3)	MAF	MAF PRICE
704059-060604	10174LF	---	3/8" x 3/8" x 1/4"		
704059-060608	10175LF	---	3/8" x 3/8" x 1/2"		
704059-080806	10181LF	---	1/2" x 1/2" x 3/8"		
704059-080810	10182LF	---	1/2" x 1/2" x 5/8"		
704059-101008	10189LF	---	5/8" x 5/8" x 1/2"		

LEAD FREE FLARE
LEAD FREE BRASS FITTINGS

PLUG



LF39

AMC	MIDLAND	LIST	THREAD SIZE UNF	MAF	MAF PRICE
704039-04	10064LF	---	1/4"	LF39-4	
704039-06	10066LF	---	3/8"	LF39-6	
704039-08	10067LF	---	1/2"	LF39-8	
704039-10	10068LF	---	5/8"	LF39-10	

FEMALE ADAPTER



LF46

AMC	MIDLAND	LIST	MALE FLARE X FEMALE NPTF	MAF	MAF PRICE
704046-0302	10227LF	---	3/16" x 1/8"		
704046-0402	10228LF	---	1/4" x 1/8"	LF46-42	
704046-0404	10229LF	---	1/4" x 1/4"	LF46-44	
704046-0406	10230LF	---	1/4" x 3/8"	LF46-46	
704046-0408	10231LF	---	1/4" x 1/2"		
704046-0502	10232LF	---	5/16" x 1/8"		
704046-0504	10233LF	---	5/16" x 1/4"		
704046-0602	10234LF	---	3/8" x 1/8"		
704046-0604	10235LF	---	3/8" x 1/4"	LF46-64	
704046-0606	10236LF	---	3/8" x 3/8"	LF46-66	
704046-0608	10237LF	---	3/8" x 1/2"	LF46-68	
704046-0612	10238LF	---	3/8" x 3/4"	LF46-612	
704046-0804	10239LF	---	1/2" x 1/4"	LF46-84	
704046-0806	10240LF	---	1/2" x 3/8"	LF46-86	
704046-0808	10241LF	---	1/2" x 1/2"	LF46-88	
704046-0812	10242LF	---	1/2" x 3/4"	LF46-812	
704046-1006	10243LF	---	5/8" x 3/8"		
704046-1008	10244LF	---	5/8" x 1/2"	LF46-108	
704046-1012	10245LF	---	5/8" x 3/4"	LF46-1012	
704046-1212	10247LF	---	3/4" x 3/4"	LF46-1212	

MALE BRANCH TEE



AMC	MIDLAND	LIST	SIZE	MAF	MAF PRICE
704045-0402	10204LF	---	1/4" x 1/8"		
704045-0404	10205LF	---	1/4" x 1/4"		
704045-0406	10206LF	---	1/4" x 3/8"		
704045-0604	10210LF	---	3/8" x 1/4"		
704045-0606	10211LF	---	3/8" x 3/8"		
704045-0608	10212LF	---	3/8" x 1/2"		
704045-0806	10214LF	---	1/2" x 3/8"		
704045-0808	10215LF	---	1/2" x 1/2"		
704045-1008	10218LF	---	5/8" x 1/2"		

LEAD FREE FLARE
LEAD FREE BRASS FITTINGS

FORGED SWIVEL



LF700

AMC	MIDLAND	LIST	FEMALE FLARE UNF	MAF	MAF PRICE
704070-04	10481LF	---	1/4"	LF700-4	
704070-05	10482LF	---	5/16"		
704070-06	10483LF	---	3/8"	LF700-6	
704070-08	10484LF	---	1/2"	LF700-8	
704070-10	10485LF	---	5/8"	LF700-10	
704075-0604	10487LF	---	3/8" x 1/4"	LF700R-64	
704075-0806	10488LF	---	1/2" x 3/8"	LF700R-86	

MALE ADAPTER



LF48
LF248

AMC	MIDLAND	LIST	MALE FLARE X MALE NPTF	MAF	MAF PRICE
704048-0202	10253LF	---	1/8" x 1/8"	LF48-22	
704048-0302	10254LF	---	3/16" x 1/8"	LF48-32	
704048-0304	10252LF	---	3/16" x 1/4"	LF48-34	
704048-0402	10255LF	---	1/4" x 1/8"	LF48-42	
704048-0404	10256LF	---	1/4" x 1/4"	LF48-44	
704448-0404	10256EHLF	---	1/4" x 1/4"	LF48-248X4X4	
704048-0406	10257LF	---	1/4" x 3/8"	LF48-46	
704048-0408	10258LF	---	1/4" x 1/2"	LF48-48	
704048-0502	10259LF	---	5/16" x 1/8"		
704048-0504	10260LF	---	5/16" x 1/4"		
704048-0506	10261LF	---	5/16" x 3/8"		
704048-0508	10251LF	---	5/16" x 1/2"		
704048-0602	10262LF	---	3/8" x 1/8"	LF48-62	
704048-0604	10263LF	---	3/8" x 1/4"	LF48-64	
			3/8" x 1/4"	LF248X6	
704048-0606	10264LF	---	3/8" x 3/8"	LF48-66	
704048-0608	10265LF	---	3/8" x 1/2"	LF48-68	
704048-0612	10266LF	---	3/8" x 3/4"	LF48-612	
704048-0804	10267LF	---	1/2" x 1/4"	LF48-84	
704048-0806	10268LF	---	1/2" x 3/8"	LF48-86	
704048-0808	10269LF	---	1/2" x 1/2"	LF48-88	
704048-0812	10270LF	---	1/2" x 3/4"	LF48-812	
704048-1006	10272LF	---	5/8" x 3/8"	LF48-106	
704048-1008	10273LF	---	5/8" x 1/2"	LF48-108	
704048-1012	10274LF	---	5/8" x 3/4"	LF48-1012	
704048-1208	10275LF	---	3/4" x 1/2"	LF48-128	
704048-1212	10276LF	---	3/4" x 3/4"	LF48-1212	
704048-1412	10278LF	---	7/8" x 3/4"	LF48-1412	

LEAD FREE FLARE
LEAD FREE BRASS FITTINGS

UNION ELBOW



BS
LF255B

AMC	MIDLAND	LIST	FLARE X FLARE	MAF	MAF PRICE
704055-04	10406LF	---	1/4"	LF255X4	
704055-05	10407LF	----	3/8"	LF55F-6	
704055-08	10409LF	---	1/2"		
704057-0806	10419LF	---	1/2" x 3/8"		
704055-10	10410LF		5/8"		

FLARE X FIP TEE



AMC	MIDLAND	LIST	FLARE X FLARE X FE PIPE	MAF	MAF PRICE
704058-080808	10434LF	---	1/2" x 1/2" x 1/2"		

90° MALE ELBOW



LF249B
BS

AMC	MIDLAND	LIST	FLARE X MALE PIPE	MAF	MAF PRICE
704049-0302	10284LF	---	3/16" x 1/8"		
704049-0402	10286LF	---	1/4" x 1/8"	LF249X4X2	
704049-0404	10287LF	---	1/4" x 1/4"	LF249X4X4	
704049-0406	10288LF	---	1/4" x 3/8"	LF249X4X6	
704049-0408	10289LF	---	1/4" x 1/2"		
704049-0502	10290LF	---	5/16" x 1/8"	LF249X5	
704049-0504	10291LF	---	5/16" x 1/4"	LF249X5X4	
704049-0602	10293LF	---	3/8" x 1/8"	LF249X6X2	
704049-0604	10294LF	---	3/8" x 1/4"	LF249X6X4	
704049-0606	10295LF	---	3/8" x 3/8"	LF249X6X6	
704049-0608	10296LF	---	3/8" x 1/2"	LF249X6X8	
704049-0612	10297LF	---	3/8" x 3/4"	LF249X6X12	
704049-0804	10298LF	---	1/2" x 1/4"	LF249X8X4	
704049-0806	10299LF	---	1/2" x 3/8"	LF249X8X6	
704049-0808	10300LF	---	1/2" x 1/2"	LF249X8X8	
704049-0812	10301LF	---	1/2" x 3/4"	LF249X8X12	
704049-1006	10302LF	---	5/8" x 3/8"		
704049-1008	10303LF	---	5/8" x 1/2"	LF249X10	
704049-1012	10304LF	---	5/8" x 3/4"		
704049-1208	10305LF	---	3/4" x 1/2"	LF249X12	
704049-1212	10306LF	---	3/4" x 3/4"	LF249X12X12	

LEAD FREE FLARE
LEAD FREE BRASS FITTINGS

FEMALE ELBOW



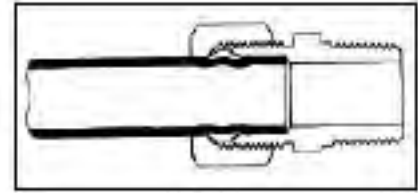
AMC	MIDLAND	LIST	FLARE X FE- MALE PIPE	MAF	MAF PRICE
704050-0402	10313LF	---	1/4" x 1/8"		
704050-0404	10314LF	---	1/4" x 1/4"		
704050-0604	10319LF	---	3/8" x 1/4"		
704050-0606	10320LF	---	3/8" x 3/8"		
704050-0608	10321LF	---	3/8" x 1/2"		
704050-0612	10322LF	---	3/8" x 3/4"		
704050-0806	10324LF	---	1/2" x 3/8"		
704050-0808	10325LF	---	1/2" x 1/2"		
704050-0812	10326LF	---	1/2" x 3/4"		
704050-1008	10328LF	---	5/8" x 1/2"		
704050-1012	10329LF	---	5/8" x 3/4"		
704050-1212	10331LF	---	3/4" x 3/4"		

LEAD FREE COMPRESSION

LEAD FREE BRASS FITTINGS

BRASS COMPRESSION FITTINGS - LEAD FREE

- Three piece construction- nut, sleeve (or ferrule) and body
- Use with copper, aluminum, or plastic tubing (plastic requires 60P sleeve and 61P insert)
- -40° to +250° F. temperature range
- Easy to disassemble, no flaring tool required
- Primary uses: water, gasoline, oil, and vacuum lines



TO ASSEMBLE:

- 1 Cut smooth, square end on tubing
- 2 Slide nut, then sleeve onto tube. Threads must face end
- 3 Insert tube into fitting
- 4 Thread nut onto fitting until snug, then as follows:

Tube O.D.	1/8	3/16	1/4	5/16	3/8	7/16	1/2	5/8	3/4	7/8
Thread Size	5/16-24	3/8-24	7/16-24	1/2-24	9/16-24	5/8-24	11/16-20	13/16-18	1-18	1-1/8-18

BRASS COMPRESSION FITTINGS

BRASS SLEEVE



LF260
• FERRULES

AMC	MIDLAND	LIST	SIZE	MAF	MAF PRICE
700060-02	18001LF	---	1/8"	LF260X2	
700060-03	18002LF	---	3/16"	LF260X3	
700060-04	18003LF	---	1/4"	LF260X4	
700060-05	18004LF	---	5/16"	LF260X5	
700060-06	18005LF	---	3/8"	LF260X6	
700060-07	18006LF	---	7/16"	LF260X7	
700060-08	18007LF	---	1/2"	LF260X8	
700060-10	18008LF	---	5/8"	LF260X10	
700060-12	18009LF	---	3/4"	LF260X12	
700060-14	18010LF	---	7/8"	LF260X14	

60 260

DELTRIN SLEEVE



AMC	MIDLAND	LIST	SIZE	MAF	MAF PRICE
00560-04	18015	---	1/4"	60P-4	
00560-05	18016	---	5/16"	60P-5	
00560-06	18017	---	3/8"	60P-6	
00560-08	18018	---	1/2"	60P-8	
00560-10	18019	---	5/8"	60P-10	

60-P

LEAD FREE COMPRESSION

LEAD FREE BRASS FITTINGS

BRASS NUT



LF261

AMC	MIDLAND	LIST	SIZE	MAF	MAF PRICE
700061-02	18033LF	---	1/8"	LF261X2	
700061-03	18034LF	---	3/16"	LF261X3	
700061-04	18035LF	---	1/4"	LF261X4	
700061-05	18036LF	---	5/16"	LF261X5	
700061-06	18037LF	---	3/8"	LF261X6	
700061-07	18038LF	---	7/16"	LF261X7	
700061-08	18039LF	---	1/2"	LF261X8LP	
700061-10	18040LF	---	5/8"	LF261X10	
700061-12	18041LF	---	3/4"	LF261X12	
700061-14	18042LF	---	7/8"	LF261X14	

BRASS INSERT



• SLEEVE

AMC	MIDLAND	LIST	SIZE	MAF	MAF PRICE
700561-02	22008LF	---	1/8"	63P-2	
700561-03	22009LF	---	3/16"	63P-3	
700561-04	22010LF	---	1/4"	63P-4	
700561-05	22011LF	---	5/16"	63P-5	
700561-06	22012LF	---	3/8"	63P-6	
700561-08	22013LF	---	1/2"	63P-8	
700561-10	22014LF		5/8"		

BRASS NUT W/ CAPTIVE SLEEVE



LF611X6

AMC	MIDLAND	LIST	SIZE	MAF	MAF PRICE
700261-02	26001LF	---	1/8"		
700261-03	26002LF	---	3/16"		
700261-04	26003LF	---	1/4"	LF261CAX4	
700261-05	26004LF	---	5/16"		
700261-06	26005LF	---	3/8"	LF261CAX6	
700261-08	26007LF	---	1/2"	LF261CAX8	
700261-10	26008LF	---	5/8"		
700261-12	26015LF	---	3/4"		
700261-14	26016LF	---	7/8"		

CAP



AMC	MIDLAND	LIST	SIZE	MAF	MAF PRICE
700081-04	18047LF	---	1/4"	LF61CC-4	
700081-05	18046LF	---	5/16"	LF61CC-5	
700081-06	18048LF	---	3/8"	LF61CC-6	
700081-08	18049LF	---	1/2"	LF61CC-8	
700081-10	18050LF	---	5/8"	LF61CC-10	

LEAD FREE COMPRESSION

LEAD FREE BRASS FITTINGS

UNION



LF262

AMC	MIDLAND	LIST	SIZE	MAF	MAF PRICE
700062-02	18062LF	---	1/8"	LF262X2	
700062-03	18063LF	---	3/16"	LF262X3	
700062-04	18064LF	---	1/4"	LF262X4	
700062-05	18065LF	---	5/16"	LF262X5	
700062-06	18066LF	---	3/8"	LF262X6	
700062-07	18067LF	---	7/16"		
700062-08	18068LF	---	1/2"	LF262X8	
700062-10	18069LF	---	5/8"	LF62-10	
700062-12	18070LF	---	3/4"	LF62-12	
700062-14	18071LF	---	7/8"	LF62-14	

M-62

REDUCING UNION



LF62R

AMC	MIDLAND	LIST	SIZE	MAF	MAF PRICE
700082-0402	18076LF	---	1/4" x 1/8"	LF62R-42	
700082-0403	18077LF	---	1/4" x 3/16"	LF62R-43	
700082-0504	18078LF	---	5/16" x 1/4"	LF62R-54	
700082-0604	18079LF	---	3/8" x 1/4"	LF62R-64	
700082-0605	18080LF	---	3/8" x 5/16"	LF62R-65	
700082-0806	18081LF	---	1/2" x 3/8"	LF62R-86	
700082-1006	18082LF	---	5/8" x 3/8"	LF62R-106	
700082-1008	18083LF	---	5/8" x 1/2"	LF62R-108	

62-R

TANK UNION



LF62T

• DRILLED THROUGH

AMC	MIDLAND	LIST	SIZE	MAF	MAF PRICE
700092-06	18066DLF	---	3/8"	LF62T-6	
700092-08	18068DLF	---	1/2"	LF62T-8	
700092-10	18069DLF	---	5/8"	LF62T-10	
700092-14	18071DLF	---	7/8"	LF62T-14	

TEE



LF264B

AMC	MIDLAND	LIST	SIZE	MAF	MAF PRICE
700064-02	18101LF	---	1/8"		
700064-03	18102LF	---	3/16"	LF264X3	
700064-04	18103LF	---	1/4"	LF264X4	
700064-05	18104LF	---	5/16"	LF264X5	
700064-06	18105LF	---	3/8"	LF264X6	
700064-08	18106LF	---	1/2"	LF264X8	
700064-10	18107LF	---	5/8"	LF264X10	
700064-14	18109LF	---	7/8"	LF64-14	

LEAD FREE COMPRESSION

LEAD FREE BRASS FITTINGS

LEAD FREE

REDUCING TEE



AMC	MIDLAND	LIST	SIZE (1 X 2 X 3)	MAF	MAF PRICE
700084-040402	18114LF	---	1/4" x 1/4" x 1/8"		
700084-040406	18110LF	---	1/4" x 1/4" x 3/8"		
700084-060604	18115LF		3/8" x 3/8" x 1/4"	LF264X6X6X4	
700084-080804	18116LF		1/2" x 1/2" x 1/4"		
700084-080806	18117LF		1/2" x 1/2" x 3/8"	LF264X8X8X6	
700084-101006	18118LF		5/8" x 5/8" x 3/8"	LF264X10X10X6	

64-R

ELBOW



AMC	MIDLAND	LIST	SIZE	MAF	MAF PRICE
700065-02	18122LF	---	1/8"		
700065-03	18123LF	---	3/16"		
700065-04	18124LF	---	1/4"	LF265X4	
700065-05	18125LF	---	5/16"		
700065-06	18126LF	---	3/8"	LF265X6	
700065-08	18127LF	---	1/2"	LF265X8	
700065-10	18128LF	---	5/8"	LF265X10	
700065-12	18129LF	---	3/4"		
700065-14	18130LF	---	7/8"		
700085-0604	18135LF	---	3/8" x 1/4"		
700085-0806	18136LF	---	1/2" x 3/8"		
700085-1006	18137LF	---	5/8" x 3/8"		
700085-1008	18138LF		5/8" x 1/2"		

65 BSE2 165C 265C

LEAD FREE COMPRESSION

LEAD FREE BRASS FITTINGS

FEMALE COUPLING



LF66
LF266

AMC	MIDLAND	LIST	COMP. X FEMALE NPT	MAF	MAF PRICE
700066-0202	18142LF	---	1/8" x 1/8"	LF66-22	---
700066-0302	18143LF	---	3/16" x 1/8"	LF66-32	---
700066-0304	18144LF	---	3/16" x 1/4"		---
700066-0402	18145LF	---	1/4" x 1/8"	LF66-42	---
700066-0404	18146LF	---	1/4" x 1/4"	LF66-44	---
700066-0406	18147LF	---	1/4" x 3/8"	LF66-46	---
700066-0408	18148LF	---	1/4" x 1/2"	LF66-48	---
700066-0502	18149LF	---	5/16" x 1/8"		---
700066-0504	18150LF	---	5/16" x 1/4"		---
700066-0506	18151LF	---	5/16" x 3/8"	LF66-56	---
700066-0602	18152LF	---	3/8" x 1/8"	LF66-62	---
700066-0604	18153LF	---	3/8" x 1/4"	LF66-64	---
700066-0606	18154LF	---	3/8" x 3/8"	LF66-66	---
700066-0608	18155LF	---	3/8" x 1/2"	LF66-68	---
700066-0612	18156LF	---	3/8" x 3/4"	LF66-612	---
700066-0804	18157LF	---	1/2" x 1/4"		---
700066-0806	18158LF	---	1/2" x 3/8"	LF66-86	---
700066-0808	18159LF	---	1/2" x 1/2"	LF66-88	---
700066-0812	18160LF	---	1/2" x 3/4"	LF66-812	---
700066-1006	18161LF	---	5/8" x 3/8"	LF66-106	---
700066-1008	18162LF	---	5/8" x 1/2"	LF66-108	---
700066-1012	18163LF	---	5/8" x 3/4"	LF66-1012	---
700066-1208	18164LF	---	3/4" x 1/2"	LF66-128	---
700066-1212	18165LF	---	3/4" x 3/4"	LF66-1212	---
700066-1408	18167LF	---	7/8" x 1/2"	LF66-148	---
700066-1412	18166LF	---	7/8" x 3/4"	LF66-1412	----

66

COMP X SWEAT ADAPTER



AMC	MIDLAND	LIST	SIZE	MAF	MAF PRICE
700086-0610	18171LF	---	3/8" x 1/2" nom.swt.		---

LEAD FREE COMPRESSION

LEAD FREE BRASS FITTINGS

MALE ADAPTER COMP X MIP



LF68

AMC	MIDLAND	LIST	SIZE	MAF	MAF PRICE
700068-0202	18176LF	---	1/8" x 1/8"	LF68-22	
700068-0302	18177LF	---	3/16" x 1/8"	LF68-32	
700068-0304	18178LF	---	3/16" x 1/4"	LF68-34	
700068-0402	18179LF	---	1/4" x 1/8"	LF68-42	
700068-0404	18180LF	---	1/4" x 1/4"	LF68-44	
700068-0406	18181LF	---	1/4" x 3/8"	LF68-46	
700068-0408	18182LF	---	1/4" x 1/2"	LF68-48	
700068-0502	18183LF	---	5/16" x 1/8"	LF68-52	
700068-0504	18184LF	---	5/16" x 1/4"	LF68-54	
700068-0506	18185LF	---	5/16" x 3/8"		
700068-0508	18186LF	---	5/16" x 1/2"		
700068-0602	18187LF	---	3/8" x 1/8"	LF68-62	
700068-0604	18188LF	---	3/8" x 1/4"	LF68-64	
700068-0606	18189LF	---	3/8" x 3/8"	LF-68-66	
700068-0608	18190LF	---	3/8" x 1/2"	LF68-68	
700068-0612	18191LF	---	3/8" x 3/4"	LF68-612	
700068-0704	18192LF	---	7/16" x 1/4"		
700068-0706	18204LF	---	7/16" x 3/8"		
700068-0804	18193LF	---	1/2" x 1/4"	LF68-84	
700068-0806	18194LF	---	1/2" x 3/8"	LF68-86	
700068-0808	18195LF	---	1/2" x 1/2"	LF68-88	
700068-0812	18196LF	---	1/2" x 3/4"	LF68-812	
700068-1006	18197LF	---	5/8" x 3/8"	LF68-106	
700068-1008	18198LF	---	5/8" x 1/2"	LF68-108	
700068-1012	18199LF	---	5/8" x 3/4"	LF68-1012	
700068-1208	18200LF	---	3/4" x 1/2"	LF68-128	
700068-1212	18201LF	---	3/4" x 3/4"	LF68-1212	
700068-1408	18202LF	---	7/8" x 1/2"	LF68-148	
700068-1412	18203LF	---	7/8" x 3/4"	LF68-1412	
700068-1416	18205LF	---	7/8" x 1"	LF68-1416	

LEAD FREE COMPRESSION

LEAD FREE BRASS FITTINGS

ELBOW COMP X MIP



LF269B
LF69F

AMC	MIDLAND	LIST	SIZE	MAF	MAF PRICE
700069-0202	18220LF	---	1/8" x 1/8"		
700069-0302	18221LF	---	3/16" x 1/8"		
700069-0304	18223LF	---	3/16" x 1/4"		
700069-0402	18224LF	---	1/4" x 1/8"	LF269X4	
700069-0404	18225LF	---	1/4" x 1/4"	LF269X4X4	
700069-0406	18226LF	---	1/4" X 3/8"	LF269X4X6	
700069-0408	18227LF	---	1/4" x 1/2"		
700069-0502	18228LF	---	5/16" x 1/8"		
700069-0504	18229LF	---	5/16" x 1/4"		
700069-0506	18230LF	---	5/16" x 3/8"		
700069-0602	18232LF	---	3/8" x 1/8"	LF269X6X2	
700069-0604	18233LF	---	3/8" x 1/4"	LF269X6	
700069-0606	18234LF	---	3/8" x 3/8"	LF269X6X6	
700069-0608	18235LF	---	3/8" x 1/2"	LF269X6X8	
700069-0612	18248LF	---	3/8" x 3/4"		
700069-0704	18247LF	---	7/16" x 1/4"		
700069-0804	18236LF	---	1/2" x 1/4"		
700069-0806	18237LF	---	1/2" x 3/8"	LF69F-86	
700069-0808	18238LF	---	1/2" x 1/2"	LF69F-88	
700069-0812	18239LF	---	1/2" x 3/4"		
700069-1006	18240LF	---	5/8" x 3/8"	LF269X10X6	
700069-1008	18241LF	---	5/8" x 1/2"	LF69F-108	
700069-1012	18242LF	---	5/8" x 3/4"	LF269X10X12	
700069-1208	18243LF	---	3/4" x 1/2"		
700069-1212	18245LF	---	3/4" x 3/4"		
700069-1412	18246LF	----	7/8" x 3/4"	LF69F-1412	

TANK CONNECTOR COMP X MIP



LF68T
• DRILLED
THROUGH

AMC	MIDLAND	LIST	SIZE	MAF	MAF PRICE
700088-0302	18177TLF	---	3/16" x 1/8"	LF68T-32	
700088-0402	18208LF	---	1/4" x 1/8"	LF68T-42	
700088-0404	18209LF	---	1/4" x 1/4"	LF68T-44	
700088-0604	18210LF	---	3/8" x 1/4"	LF68T-64	
700088-0606	18211LF	---	3/8" x 3/8"	LF68T-66	
700088-0608	18212LF	---	3/8" x 1/2"	LF68T-68	
700088-0806	18213LF	---	1/2" x 3/8"	LF68T-86	
700088-0808	18214LF	---	1/2" x 1/2"	LF68T-88	
700088-1008	18215LF	----	5/8" x 1/2"		

69 269C BSE1 169C

LEAD FREE COMPRESSION

LEAD FREE BRASS FITTINGS

FEMALE ELBOW COMP X FIP



AMC	MIDLAND	LIST	SIZE	MAF	MAF PRICE
700070-0202	18251LF	---	1/8" x 1/8"		
700070-0302	18252LF	---	3/16" x 1/8"		
700070-0402	18253LF	---	1/4" x 1/8"		
700070-0404	18254LF	---	1/4" x 1/4"		
700070-0406	18267LF	---	1/4" x 3/8"		
700070-0408	18268LF	---	1/4" x 1/2"		
700070-0502	18255LF	---	5/16" x 1/8"		
700070-0504	18256LF	---	5/16" x 1/4"		
700070-0602	18257LF	---	3/8" x 1/8"		
700070-0604	18258LF	---	3/8" x 1/4"	LF70F-64	
700070-0606	18259LF	---	3/8" x 3/8"	LF270X6X6	
700070-0608	18260LF	---	3/8" x 1/2"		
700070-0612	18250LF	---	3/8" x 3/4"		
700070-0806	18262LF	---	1/2" x 3/8"	LF270X8	
700070-0808	18263LF	---	1/2" x 1/2"	LF270X8X8	
700070-1006	18269LF	---	5/8" x 3/8"		
700070-1008	18264LF	---	5/8" x 1/2"	LF270X10	
700070-1012	18265LF	----	5/8" x 3/4"		

45° ELBOW COMP X MIP



AMC	MIDLAND	LIST	SIZE	MAF	MAF PRICE
700095-0402	18330LF	---	1/4" x 1/8"		
700095-0404	18336LF	---	1/4" x 1/4"		
700095-0604	18333LF	---	3/8" x 1/4"		
700095-0606	18338LF	---	3/8" x 3/8"		
700095-0806	18334LF	---	1/2" x 3/8"		
700095-0808	18339LF	---	1/2" x 1/2"		
700095-1008	18335LF	---	5/8" x 1/2"		

MALE RUN TEE COMPRESSION X MIP



LF272

AMC	MIDLAND	LIST	SIZE	MAF	MAF PRICE
700071-0302	18273LF	---	3/16" x 1/8"		
700071-0402	18274LF	---	1/4" x 1/8"		
700071-0404	18275LF	---	1/4" x 1/4"		
700071-0502	18276LF	---	5/16" x 1/8"		
700071-0504	18277LF	---	5/16" x 1/4"		
700071-0604	18279LF	---	3/8" x 1/4"		
700071-0606	18280LF	---	3/8" x 3/8"		
700071-0806	18281LF	---	1/2" x 3/8"		

LEAD FREE COMPRESSION

LEAD FREE BRASS FITTINGS

MALE BRANCH TEE COMP X MIP



AMC	MIDLAND	LIST	SIZE	MAF	MAF PRICE
700072-0202	18289LF	---	1/8" x 1/8"		
700072-0302	18290LF	---	3/16" x 1/8"		
700072-0402	18291LF	---	1/4" x 1/8"	LF272X4	
700072-0404	18292LF	---	1/4" x 1/4"		
700072-0502	18293LF	---	5/16" x 1/8"		
700072-0504	18294LF	---	5/16" x 1/4"		
700072-0602	18295LF	---	3/8" x 1/8"		
700072-0604	18296LF	---	3/8" x 1/4"		
700072-0606	18297LF	---	3/8" x 3/8"		
700072-0806	18299LF	---	1/2" x 3/8"		
700072-0808	18300LF	---	1/2" x 1/2"		
700072-1008	18301LF	---	5/8" x 1/2"		
700072-1212	18303LF	----	3/4" x 3/4"		

TEE COMP X FIP X MIP



AMC	MIDLAND	LIST	SIZE	MAF	MAF PRICE
700075-040202	18307LF	---	1/4" x 1/8 x 1/8"		---

TEE FIP X MIP X COMP



AMC	MIDLAND	LIST	SIZE	MAF	MAF PRICE
700076-0404	18315LF	---	1/4" x 1/4" x 1/4"		

FEMALE BRANCH TEE COMP X FIP



AMC	MIDLAND	LIST	SIZE	MAF	MAF PRICE
700078-0602	18325LF	---	3/8" x 1/8"		
700078-0604	18322LF	---	3/8" x 1/4"		
700078-0606	18323LF	---	3/8" x 3/8"		
700078-1002	18327LF	---	5/8" x 1/8"		

FEMALE ADAPTER COMPRESSION X FEMALE FLARE



AMC	MIDLAND	LIST	SIZE	MAF	MAF PRICE
700093-0404	18502LF	---	1/4" x 1/4"		

MALE ADAPTER COMPRESSION X MALE FLARE



AMC	MIDLAND	LIST	SIZE	MAF	MAF PRICE
700094-0404	18503LF	---	1/4" x 1/4"	LF6242CF-44	
			1/4" x 3/8"	LF6242CF-46	

LEAD FREE COMPRESSION

LEAD FREE BRASS FITTINGS

FEMALE ADAPTER (GASKET) FEMALE COMPRESSION X COMPRESSION



AMC	MIDLAND	LIST	SIZE	MAF	MAF PRICE
730097-0604	18500LF	---	3/8" x 1/4"		
700097-0806	18501LF	---	1/2" x 3/8"		

FEMALE ADAPTER (GASKET) FEMALE FLARE X COMPRESSION



AMC	MIDLAND	LIST	SIZE	MAF	MAF PRICE
734822-0606	18510LF	---	9/16-24 x 3/8"		

FEMALE ADAPTER (GASKET) FE GARDEN HOSE X COMPRESSION



AMC	MIDLAND	LIST	SIZE	MAF	MAF PRICE
737422-1204	30050LF	---	3/4" x 1/4"		
737422-1206	30051LF	----	3/4" x 3/8"		

LF124GH
LF125GH


SWIVEL ELBOW COMP X FE GARDEN HOSE SWIVEL



AMC	MIDLAND	LIST	SIZE	MAF	MAF PRICE
737469-0612	30055LF	---	3/8" x 3/4"		

LF69GHS-162
• NO NUT & SLEEVE

LEAD FREE ADD-A-TEE COMP X COMP X SWIVEL FE COMPRESSION



AMC	MIDLAND	LIST	MALE & FEM. COMPRESSION X MALE COMP	MAF	MAF PRICE
700073-060604	935044LF	---	3/8 x 1/4		
700073-060606	935045LF	---	3/8 x 3/8		

- For adding a water line
- Ice makers, Coffee makers and instant hot water systems
- NSF Approved

NICKEL PLATED COMPRESSION FITTINGS

NUT



AMC	MIDLAND	LIST	SIZE	MAF	MAF PRICE
700661-04	18054LF	---	1/4"		---
700661-06	18055LF	---	3/8"		---
700661-08	18056LF	---	1/2"		---
700661-10	18057LF	---	5/8"		---

UNION



AMC	MIDLAND	LIST	SIZE	MAF	MAF PRICE
700662-06	31066LF	---	3/8"		
700662-08	31068LF	---	1/2"		

REDUCING UNION



AMC	MIDLAND	LIST	SIZE	MAF	MAF PRICE
700682-0604	31079LF	---	3/8" x 1/4"		
700682-0806	31081LF	---	1/2" x 3/8"		
700682-1006	31082LF	---	5/8" x 3/8"		
700682-1008	31083LF	---	5/8" x 1/2"		

TEE



AMC	MIDLAND	LIST	SIZE	MAF	MAF PRICE
700664-06	31105LF	---	3/8"		
700664-08	31106LF	---	1/2"		

ELBOW



AMC	MIDLAND	LIST	SIZE	MAF	MAF PRICE
700665-06	31126LF	---	3/8"		
700665-08	31127LF	---	1/2"		

REDUCING ELBOW

AMC	MIDLAND	LIST	SIZE	MAF	MAF PRICE
700685-1006	31137LF	---	5/8" x 3/8"		

FEMALE COUPLING



AMC	MIDLAND	LIST	SIZE	MAF	MAF PRICE
700666-0606	31154LF	---	3/8" x 3/8"		
700666-0608	31155LF	---	3/8" x 1/2"		
700666-0806	31158LF	---	1/2" x 3/8"		
700666-0808	31159LF	---	1/2" x 1/2"		

N/P COMPRESSION/ ICE MAKER KITS/ LEAD FREE BRASS FITTINGS

LEAD FREE BRASS FITTINGS



LEAD FREE

COMP X SWEAT ADAPTER



AMC	MIDLAND	LIST	SIZE	MAF	MAF PRICE
700686-0610	31171LF	---	3/8" x 5/8" O.D (1/2 Nom. Sweat)		

CONNECTOR



AMC	MIDLAND	LIST	SIZE	MAF	MAF PRICE
700668-0604	31188LF	---	3/8" x 1/4"		
700668-0606	31189LF	---	3/8" x 3/8"		
700668-0608	31190LF	---	3/8" x 1/2"		
700668-0806	31194LF	---	1/2" x 3/8"		
700668-0808	31195LF	---	1/2" x 1/2"		
00668-1008	31198LF	---	5/8" x 1/2"		

ELBOW



AMC	MIDLAND	LIST	SIZE	MAF	MAF PRICE
700669-0604	31233LF	---	3/8" x 1/4"		
700669-0606	31234LF	---	3/8" x 3/8"		
700669-0608	31235LF	---	3/8" x 1/2"		
700669-0806	31237LF	---	1/2" x 3/8"		
700669-0808	31238LF	---	1/2" x 1/2"		

ELBOW



AMC	MIDLAND	LIST	SIZE	MAF	MAF PRICE
700670-0608	31260LF	---	3/8" x 1/2"		---

ICE MAKER KITS


ICE MAKER WATER SUPPLY KIT WITH POLY TUBING



AMC	MIDLAND	LIST	DESCRIPTION	MAF	MAF PRICE
760001	43265LF	---	Kit		

- Lead free fittings
- Bag with Header Card
- 25' 1/4" O.D. Polyethylene
- Self Piercing Saddle Valve
- 1/4" O.D. Compression x 1/8" MIP Elbow & Adapter
- 1/4" O.D. Compression Union
- 1/4" Inserts & Sleeves

ICE-MAKER WATER SUPPLY KIT



AMC	MIDLAND	LIST	MAF	MAF PRICE
760008	43266LF	---		

- Economy
- 25' Polyethylene Tubing
- Self Piercing Saddle Valve
- 1/4" Inserts & Sleeves
- 1/4" Compression Union

LEAD FREE NEEDLE VALVES

LEAD FREE BRASS FITTINGS

COMP X COMP



AMC	MIDLAND	LIST	COMP X COMP	MAF	MAF PRICE
709106-04	46021LF	---	1/4"		
709106-05	46022LF	---	5/16"		
709106-06	46023LF	---	3/8"		

COMP X MALE PIPE



AMC	MIDLAND	LIST	COMP X MALE PIPE	MAF	MAF PRICE
709101-0402	46002LF	---	1/4" x 1/8"		
709101-0404	46003LF	---	1/4" x 1/4"		
709101-0604	46005LF	---	3/8" x 1/4"		

COMP X MALE PIPE-ANGLE



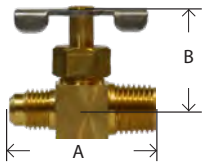
AMC	MIDLAND	LIST	COMP X MALE PIPE	MAF	MAF PRICE
709103-0402	46011LF	---	1/4" x 1/8"		
709103-0404	46012LF	---	1/4" x 1/4"		
709103-0502	46013LF	---	5/16" x 1/8"		
709103-0602	46015LF	---	3/8" x 1/8"		
709103-0604	46016LF	---	3/8" x 1/4"		

FLARE X FLARE



AMC	MIDLAND	LIST	FLARE X FLARE	MAF	MAF PRICE
709110-04	46045LF	---	1/4"		
709110-06	46046LF	---	3/8"		

FLARE X MALE PIPE



AMC	MIDLAND	LIST	MALE FLARE X MALE PIPE	MAF	MAF PRICE
709104-0404	46029LF	---	1/4" x 1/4"		

FEMALE PIPE X FEMALE PIPE



AMC	MIDLAND	LIST	FEMALE X FEMALE	MAF	MAF PRICE
709134-02	46055LF	---	1/8" x 1/8"		
709134-04	46056LF	---	1/4" x 1/4"		

MALE X FEMALE PIPE

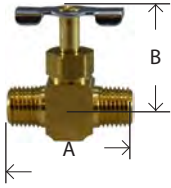


AMC	MIDLAND	LIST	FEMALE X MALE	MAF	MAF PRICE
709135-02	46060LF	---	1/8" x 1/8"		
709135-04	46061LF	---	1/4" x 1/4"		

LEAD FREE NEEDLE VALVES

LEAD FREE BRASS FITTINGS

MALE PIPE TO MALE PIPE



AMC	MIDLAND	LIST	MALE PIPE X MALE PIPE	MAF	MAF PRICE
709108-04	46051LF	---	1/4"		

VALVE WITH TEE



AMC	MIDLAND	LIST	SIZE	MAF	MAF PRICE
709178-0406	46175LF	---	1/4" x 3/8"		
709178-0410	46177LF	---	1/4" x 5/8"		
709178-0606	46174LF	---	3/8" x 3/8"		

VALVE WITH SADDLE FITS UP TO 3/4" PIPE



AMC	MIDLAND	LIST	SIZE	MAF	MAF PRICE
709195-04	46091LF	---	1/4"		
709195-05		----	5/16"		
709195-06	46093LF	---	3/8"		

BRASS SADDLE



AMC	MIDLAND	LIST	SIZE	MAF	MAF PRICE
709190	46099LF	---	1/8"		

SELF PIERCING SADDLE VALVES



AMC	MIDLAND	LIST		MAF	MAF PRICE
709199-04	46090ALF	---	Solid Pin		
	46090HLF	---	Hollow Pin		

- 1/4 Tube O.D.

SELF PIERCING NEEDLE VALVE KIT #M-104-VSP

- INDIVIDUALLY BAGGED WITH NEEDLE VALVE
 - SADDLE CLAMP
 - 2 NUTS
 - 2 BOLTS & WASHERS
- Has brass sleeve for copper tube installation & delrin sleeve & brass insert for plastic tube installation.



LEAD FREE VALVES & PLBG

LEAD FREE VALVES & PLUMBING ACCESSORIES!

LEAD FREE BALL VALVES



PRESS VALVES



PEX VALVES



PUSH FIT VALVES



SILCOCK



GATE VALVES



CHECK



BOILER DRAIN



SUPPLY CONNECTORS



RUBBER COUPLINGS



VACUUM BREAKER



SUPPLY STOPS



WATER METER FLANGES



WARNING: This product can expose you to chemicals, including lead, which are known to the State of California to cause cancer and birth defects or other reproductive harm. For more information, visit www.P65Warnings.ca.gov

LEAD FREE VALVES AND PLUMBING

LEAD FREE BALL VALVES

LF VALVES & PLBG FITTINGS



LEAD FREE BALL VALVE



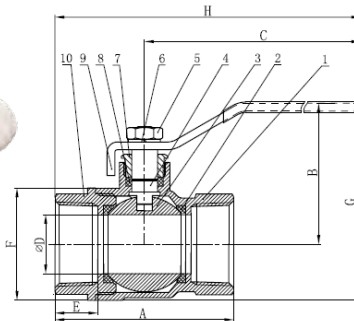
IAMPO IGC 157 - 2004b

Lead Free Brass Ball Valve NPT,Female*Female
 Lead Free and dezincification resistant (DZR) material
 IAPMO listed to NSF/ANSI-61, NSF/ANSI-372 ,IGC-157
 CSA listed to NSF/ANSI-61, NSF/ANSI-372 ,IGC-157
 Vacuum Services 29.92 inches Hg
 600 psi (WOG) 150 psi (WSP) Service
 Thread conform ANSI B1.20.1
 Temperature Range : -40° F to 365° F
 Construction:Forging Brass Body
 PTFE Ball Seats
 Blow Out Proof Brass Stem
 Stainless Steel Ball
 Steel Handle w/Vinyl Grip
 Made in China



FIP X FIP LEAD FREE BALL VALVE

PART #	SIZE	DN	A	B	C	E	F	G	H	WEIGHT	BOX/CASE	LIST PRICE
941151LF	1/4"	0.394	1.73	1.69	3.35	0.453	0.945	2.154	4.331	0.32	10/120	---
941152LF	3/8"	0.394	1.73	1.69	3.35	0.473	0.945	2.154	4.331	0.32	10/120	---
941153LF	1/2"	0.524	1.89	1.73	3.35	0.472	1.083	2.276	4.291	0.36	10/100	---
941154LF	3/4"	0.748	2.28	1.89	3.35	0.563	1.378	2.579	4.488	0.57	10/80	---
941155LF	1"	0.984	2.80	2.14	4.29	0.650	1.772	3.031	5.689	0.94	8/48	---
941156LF	1-1/4"	1.240	3.15	2.32	4.29	0.669	2.165	3.398	5.866	1.30	4/36	---
941157LF	1-1/2"	1.476	3.44	2.66	5.53	0.701	2.50	3.909	7.343	1.92	2/24	---
941158LF	2"	1.949	4.06	3.01	5.53	0.708	3.244	4.638	7.638	3.12	2/12	---
941159LF	2-1/2"	2.52	5.53	4.25	7.76					7.42	2/12	---
941160LF	3"	2.89	6.14	4.58	8.19					11.01	1/6	---
941161LF	4"	3.84	7.79	5.49	9.25					12.10	1/2	---



No	Item	Qty	Material
1	Body	1	Lead Free Brass
2	Seat	2	PTFE
3	Ball	1	Stainless Steel
4	Stem	1	Brass
5	Handle Nut	1	Plated Steel
6	Lock Washer	1	Plated Steel
7	Packing Nut	1	Brass
8	Packing	1	PTFE
9	Handle	1	Plated Steel
10	Cap	1	Lead Free Brass

SWT X SWT LEAD FREE BALL VALVE

PART #	SIZE	DN	A	B	C	E	G	H	WEIGHT	WTG	BOX/CASE	LIST PRICE
941163LF	1/2"	0.524	1.945	1.73	3.35	0.504	1.083	2.276	4.319	0.38	10/100	---
941164LF	3/4"	0.748	2.654	1.89	3.35	0.748	1.378	2.579	4.665	0.65	10/80	---
941165LF	1"	0.984	3.315	2.14	4.29	0.909	1.772	3.031	5.949	0.93	8/48	---
941166LF	1-1/4"	1.240	3.741	2.32	4.29	0.968	2.165	3.398	6.165	1.35	4/36	---
941167LF	1-1/2"	1.476	4.252	2.66	5.53	1.091	2.50	3.909	7.756	1.88	2/24	---
941168LF	2"	1.949	5.38	3.01	5.53	1.343	3.244	4.638	8.268	3.62	2/12	---
941169LF	2 1/2"	2.52	5.53	4.25	7.76							
941170LF	3"	2.89	6.14	4.58	8.19							
941171LF	4"	3.84	7.79	5.49	9.25							

WARNING: This product can expose you to chemicals, including lead, which are known to the State of California to cause cancer and birth defects or other reproductive harm. For more information, visit www.P65Warnings.ca.gov

LEAD FREE BALL VALVES

LF VALVES & PLBG FITTINGS



1/2" - 2" Sizes Gas Approved



LEAD FREE BALL VALVE

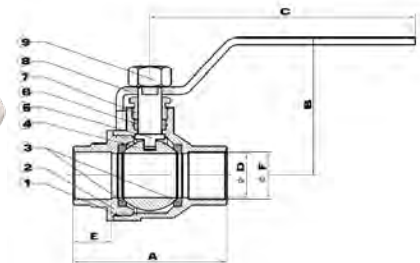
• BRASS • 600PSI • FULL PORT W/APPROVALS
 CSA, UL, FM(1/4"-2"), cUPC, NSF/ ANSI 61 & 372

FEATURES

- Leadfree Brass Ball valve NPT, Female * Female
- Lead free and dezincification resistant (DZR) material
- 1/4"-1" Lead Free Brass Ball
- Size 1-1/4" thru 4" with Stainless steel ball
- IAMPO listed to cUPC, NSF/ ANSI 61 & 372, IGC 157
- CSA - 1/4" thru 2": ANSI Z21.15/ CSA 9.1 for 1/2 psig valves ASME B16.44, CGA CR91-002 for 2 & 5 psig valves; CAN/ CGA-3.16, ASME B16.33 (1/2"-2") for 125 psig valves
- UL 125, UL 1477, UL 842 - for size 1/4" thru 4", 250 psig
- UL 258 - for size 1/4" thru 2", 175 psig
- FM - for size 1/4" thru 2"
- ISO 9002 Manufacture
- Suitable for full range of liquids and gases
- Minimal pressure drop due to large full size ports
- Bottom loaded, pressure retaining stem
- Pressure rated for 1/4"-2" at 600psi (42 bars) and 2-1/2"-4" at 400 psi WOG (non-shock) and 150 WSP (10.34 bars) saturated steam. Virgin PTFE stem packing seal, thrust washer and seats
- White vinyl insulator on heavy duty plated carbon steel handles
- Fast 1/4 turn open or close operation

- Low operating torque
- **Adjustable stem packing gland**
- Maximum operating temperature: 302°F (150° C)
- Minimum operating temperature: -22°F (-30°C)
- Each valve individually tested
- Forged Brass - for more strength
- Threaded ends to ANSI B1.20.1
- Hard chromium plated solid ball
- Bottom entry, blow-out proof stem

POS	Components	Materials
1	Body	Lead Free Brass
2	End Cap	Lead Free Brass
3	Ball Seat	PTFE
4	Ball	1/4-1:Lead Free Brass 1 1/4-4:SS316 Hollowball
5	Stem	Brass
6	Stem Padding	PTFE
7	Padding Nut	Brass
8	Lever Handle	Nickel plating steel
9	Stem Nut	Brass plating steel
10	Seal	PTFE



PART#	SIZE	DIMENSIONS								WEIGHT	BOX/ CASE	
		A	B	C	D	E	F	G	H			
940171LF	1/4"	1.756	1.732	3.543	0.394	0.457	1.012	2.238	4.421	0.34	70/140	---
940172LF	3/8"	1.756	1.732	3.543	0.394	0.457	1.012	2.238	4.421	0.34	70/140	---
940173LF	1/2"	2.047	2.040	3.543	0.583	0.520	1.240	2.559	4.567	0.45	50/100	---
940174LF	3/4"	2.362	2.260	3.780	0.748	0.563	1.492	2.854	4.961	0.69	30/60	---
940175LF	1"	2.756	2.579	4.528	0.945	0.630	1.791	3.476	5.906	1.11	20/40	---
940176LF	1-1/4"	3.307	3.050	4.528	1.260	0.709	2.343	4.134	6.181	1.85	12/24	---
940177LF	1-1/2"	3.661	3.366	5.420	1.575	0.717	2.835	4.783	7.343	2.60	9/18	---
940178LF	2"	4.181	3.701	5.42	1.969	0.748	3.425	5.413	7.602	3.62	6/12	---
940179LF	2-1/2"	4.181	4.650	8.870	2.520	1.024	4.331	6.969	11.350	7.93	3/6	---
940180LF	3"	6.039	4.970	8.870	2.913	1.102	4.921	7.579	11.681	10.40	1/4	---
940181LF	4"	7.386	6.130	10.85	3.898	1.220	6.430	9.055	13.299	20.99	1/2	---

SWT X SWT LEAD FREE BALL VALVE

FM, cUPC, NSF/ ANSI 61 & 372

PART #	SWT	A	B	C	D	E	F	WEIGHT	BOX/CASE	LIST PRICE
943612LF	1/2"	2.047	1.839	3.543	0.583	0.512	0.630	0.45	50/100	---
943613LF	3/4"	2.748	2.14	3.780	0.748	0.748	0.878	0.68	30/60	---
943614LF	1"	3.228	2.449	4.528	0.945	0.906	1.130	1.08	20/40	---
943615LF	1-1/4"	3.819	3.04	4.36	1.260	0.972	1.378	1.80	12/24	---
943616LF	1-1/2"	4.425	3.169	5.39	1.575	1.088	1.630	2.51	9/18	---
943617LF	2"	5.377	3.488	6.307	1.989	1.346	2.130	3.57	6/12	---

WARNING: This product can expose you to chemicals, including lead, which are known to the State of California to cause cancer and birth defects or other reproductive harm. For more information, visit www.P65Warnings.ca.gov

LEAD FREE VALVES AND PLUMBING

LEAD FREE BALL VALVES

LF VALVES & PLBG FITTINGS

ITALIAN LEAD FREE BRASS BALL VALVE



ISO 9002 Manufacturer
FEATURES

600 PSI non-shock cold water, gas,
oil - 150 PSI saturated steam

CSA AGA 3.88 5 PSIG IAMPO IGC 157 - 2004b

- **SOLID CHROME PLATED BRASS BALL**
- Suitable for full range of liquids and gases
- Minimal pressure drop due to large full size ports
- Bottom loaded, pressure retaining stem
- Pressure rated at 600psi (42 bars) WOG (non-shock) and 150 WSP (10.34 bars) saturated steam. Virgin TFE stem packing seal, thrust washer and seats.
- Blue vinyl insulator on heavy duty plated carbon steel handles.
- Fast 1/4 turn open or close operation
- Low operating torque
- Flow can go both directions

- Adjustable stem packing gland
- Maximum operating temperature: 248°F (120° C) at 600 PSI
- Minimum operating temperature: -20°F (-40°C)
- Each valve individually tested
- Forged Brass - for more strength
- Threaded ends to ANSI B1.20.1
- Hard chromium plated solid ball
- Bottom entry, blow-out proof stem
- Deeper threads - for better connections

MADE IN ITALY



FIP X FIP



SWT X SWT

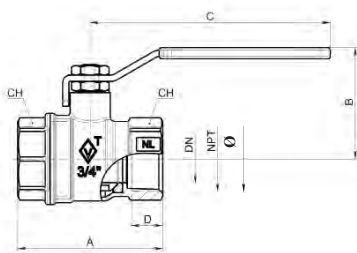
ANSI/INFS 61-8
• Generic Handles

FIP X FIP LEAD FREE FORGED BRASS BALL VALVE

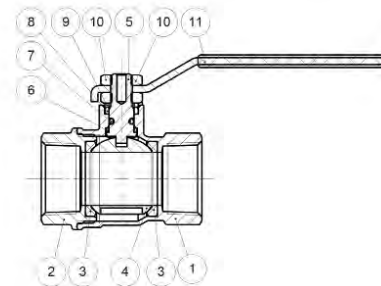
PART #	NPT	DN	A	B	C	D	CH	WEIGHT (LBS)	BOX/CASE	LIST PRICE
943233LF	1/2"	0.57	2.09	1.57	3.35	0.46	0.98	0.39	20/80	---
943234LF	3/4"	0.75	2.28	1.77	3.80	0.49	1.22	0.56	14/56	---
943235LF	1"	0.94	3.04	2.03	3.80	0.59	1.50	0.89	6/24	---
943236LF	1-1/4"	1.24	3.23	2.32	4.72	0.62	1.85	1.44	4/16	---
943237LF	1-1/2"	1.49	3.70	2.60	4.72	0.64	2.13	2.19	2/8	---

SWT X SWT LEAD FREE FORGED BRASS BALL VALVE

PART #	SWT	Ø	DN	A	B	C	D	CH	WEIGHT (LBS)	BOX/CASE	LIST PRICE
940212LF	1/2"	0.63	0.57	2.40	1.57	3.35	0.42	0.79	0.35	20/80	---
940213LF	3/4"	0.866	0.75	3.26	1.77	3.80	0.61	1.06	0.55	10/40	---
940214LF	1"	1.102	0.94	3.68	2.03	3.80	0.73	1.34	0.87	6/24	---
940215LF	1-1/4"	1.377	1.24	4.23	2.32	4.72	0.91	1.61	1.41	6/24	---
940216LF	1-1/2"	1.61	1.49	4.96	2.60	4.72	1.06	1.89	2.08	2/8	---



POS	Components	Materials
1	Body	CW510L
2	End Connection	CW510L
3	Ball Seal	PTFE
4	Seal	CW510L
5	Stem	CW614N
6	Lower Stem	PTFE
7	O-Ring	NBR70sh
8	Upper Seal	PTFE
9	Brass Ring	CW614N
10	Nut	Steel
11	Handle	Steel P10



WARNING: This product can expose you to chemicals, including lead, which are known to the State of California to cause cancer and birth defects or other reproductive harm. For more information, visit www.P65Warnings.ca.gov

PRESS BALL VALVE

LF VALVES & PLBG FITTINGS

LEAD FREE COPPER PRESS BALL VALVE

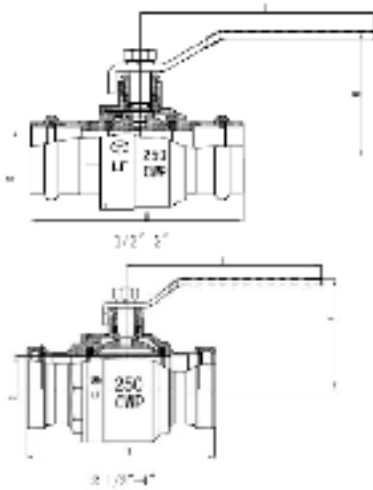
Midland Series "9404LF" 2-Piece, Full Port, Lead Free, Copper, Press Ball Valves are designed for use in flameless, copper press piping systems. Midland Copper Press Ball Valves feature a lead free brass body, adjustable packing gland and blowout proof stem with stem a single O-ring seal. Our press ball valves come with integral ASTM-B88 compliant press end connections that can be used with type K, L, M, hard copper tubing 1/2 in. - 4 in. Utilizing industry standard tools.

Midland Press Ball Valve Features

- Lead Free construction.
- Available Sizes: 1/2 in. - 4 in.
- Integral press end connections designed for hard and soft copper tubing
- ISO-9001
- 250 WOG - 250 CWP (2-1/2" - 4")
- Full Port Stainless Steel ball
- One O-Ring design
- Blow Out Proof Stem
- UPC & NSF-61 Compliant
- AB1953 & NSF-372 Compliant



Midland Copper Press Ball Valves are a heat-free method for joining copper tubes. Our press valve allows installers the confidence to know the joint is secure due to our leak-detection o-ring. During low pressure testing, if the joint is not pressed properly, the specialized o-ring will leak. This allows the installer to correct the press before the system is operational at higher pressures.



Part Name	Material
Body	Lead Free Brass
Seat	PTFE
Ball	Stainless Steel
Stem O-Ring	NBR
Packing Nut	Brass
Stem	Brass (1/2"-2")
	Stainless Steel(2-1/2"-4")
Lock Nut	Ferrum /Zinc Plated
Lock Washer	Ferrum /Zinc Plated
Packing	PTFE
Handle	Ferrum /Chrome Plated
Cap	Lead Free Brass
Body O-Ring	NBR
Press O-Ring	EPDM

PART	SIZE	D	L	H	W	CV	
940403LF	1/2"	0.591	3.46	1.81	3.15	18.55	---
940404LF	3/4"	0.748	4.29	2.09	3.60	29.76	---
940405LF	1"	0.984	4.29	2.25	3.92	51.55	---
940406LF	1-1/4"	1.259	5.63	2.52	4.41	84.42	---
940407LF	1 1/2"	1.574	5.63	2.74	5.35	131.93	---
940408LF	2 "	1.941	5.63	3.03	6.79	200.35	---
940409LF	2 1/2"	2.520	7.76	4.25	7.46	338.43	---
940410LF	3 "	2.874	8.19	4.58	8.17	445.44	---
940411LF	4"	3.839	9.25	5.49	9.88	783.88	---

WARNING: This product can expose you to chemicals, including lead, which are known to the State of California to cause cancer and birth defects or other reproductive harm. For more information, visit www.P65Warnings.ca.gov

LEAD FREE VALVES AND PLUMBING

PEX BALL VALVES - LEAD FREE

LF VALVES & PLBG FITTINGS




C/E PEX & PEX BALL VALVES LEAD FREE

CUPC, AB 1953, NSF/ANSI 61, NSF/ANSI 372 (ANNEX G) NSF-14

- 400 WOG
- FORGED LEAD FREE BRASS BODY
- SS BALL

UNION PEX VALVE

C/E PEX X C/E PEX



- Cold Expansion
- Conforms to ASTM F1960

PART	SIZE	
945611LF	1/2"	---
945612LF	3/4"	---
945613LF	1"	---
945614LF	1-1/4"	---
945615LF	1 1/2"	---
945616LF	2"	---

PEX VALVE WITH DROP EAR AND DRAIN

C/E PEX X C/E PEX

WITH DRAIN AND DROP EAR




- Cold Expansion
- Conforms to ASTM F1960

PART	SIZE	
945621LF	1/2"	---
945622LF	3/4"	---
945623LF	1"	---

MALE ADAPTER PEX VALVE

MALE PIPE X C/E PEX




- Cold Expansion
- Conforms to ASTM F1960
- Thread conforms to ANSI B1.20.1

PART	SIZE	
945631LF	1/2"	---
945632LF	3/4"	---
945633LF	1"	---

- Dezincification resistant (D2B) Lead Free Brass material
- Cold expansion pex ends conform to ASTM F1960
- Blow out proof stem design

PEX X PEX

PEX ENDS CONFORM TO ASTM F1807



- CSA

PART	SIZE	
945601LF	1/2"	---
945602LF	3/4"	---
945603LF	1"	---
945604LF	1-1/4"	---
945605LF	1-1/2"	---
945606LF	2"	---

W/TEE HANDLE

PART	SIZE	
945640LF	3/4"	---

PEX DRAIN VALVE



- Conforms to ASTM F1807

PART	SIZE	
945650LF	1/2"	---
945651LF	3/4"	---
945652LF	1"	---

WARNING: This product can expose you to chemicals, including lead, which are known to the State of California to cause cancer and birth defects or other reproductive harm. For more information, visit www.P65Warnings.ca.gov



LEAD FREE VALVES

LF VALVES & PLBG FITTINGS

**LEAD
FREE**

LEAD FREE, FULL PORT BRASS BALL VALVES PUSH-FITTING END

FEATURES

- dezincification resistant (DZR) Lead Free Brass Material
- Push-fitting conform ASSE 1061
- Forged Brass Body
- BLOW Out Proof Stem Design
- Packing Nut & Packing On the Stem Seal
- Stainless Steel Ball
- Handle with Vinyl Grip

PERFORMANCE RATING

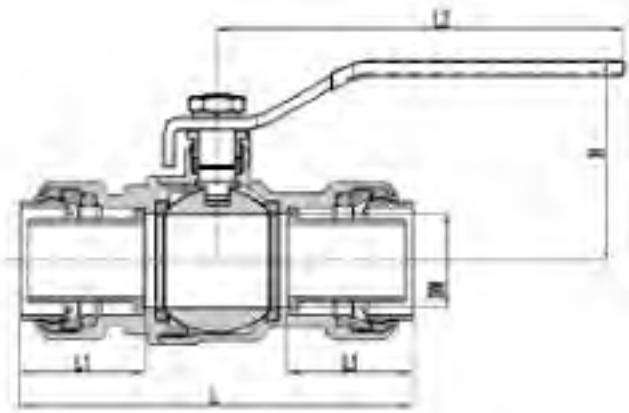
- 200 psi (CWP) 150 psi (WSP) Service
- Temperature Range: -20° F to 300° F



PUSH FIT VALVES

PART NO.	SIZE	DN	L	L1	L2	H	CV	WT(LBS.)	LIST
943750LF	1/2"	0.524	3.15	0.91	3.46	1.73	14.56		
943751LF	3/4"	0.748	3.55	1.10	3.46	1.89	29.76		
943752LF	1"	0.984	4.14	1.32	4.29	2.14	51.55		

PART NAME	MATERIAL
Body	Lead Free Brass
Seat	PTFE
Ball	Stainless Steel
Packing Nut	Brass
Stem	Brass
Lock Nut	Ferrum/Zinc Plated
Lock Washer	Ferrum/Zinc Plated
Packing	PTFE
Handle	Ferrum/Chrome Plated
Cap	Lead Free Brass
O-Ring	EPDM
Seat Ring	POM
Gripper Ring	Stainless Steel
Push Ring	POM
Lock Ring	POM
Liner	PSF



WARNING: This product can expose you to chemicals, including lead, which are known to the State of California to cause cancer and birth defects or other reproductive harm. For more information, visit www.P65Warnings.ca.gov

LEAD FREE VALVES AND PLUMBING

LEAD FREE GATE/ CHECK/ Y VALVES

LF VALVES & PLBG FITTINGS

BRASS GATE VALVE IPS

- 200 WOG (Cold water, oil, gas)
- 125 WSP (Saturated Steam)
- Brass Forged body/bonList- stronger than sand castings.
- Superior quality and finish.
- Each valve individually tested.
- Threaded ends to ANSI B1.20.1, Solder ends to ANSI B16.18
- Non rising stem.
- Cast iron handle.
- NSF Approved



BRASS GATE VALVE IPS

PART#	SIZE	LIST PRICE
940130LF	1/4	---
940131LF	3/8	---
940132LF	1/2	---
940133LF	3/4	---
940134LF	1	---
940135LF	1-1/4	---
940136LF	1-1/2	---
940137LF	2	---

BRASS GATE VALVE C X C



PART#	SIZE	LIST PRICE
940142LF	1/2"	---
940143LF	3/4"	---
940144LF	1"	---
940145LF	1-1/4"	---
940146LF	1-1/2"	---
940147LF	2"	---

BRASS CHECK VALVE

NO	Part	Material
1	Cap	C37700
2	Gasket	NBR
3	Spring	Stainless Steel
4	Positioning Seat	BRASS
5	Screw	BRASS
6	Body	C37700

- NSF Approved
- ANSI 61-4



LEAD-FREE

PART #	SIZE	LIST PRICE
944430LF	1/2	---
944431LF	3/4	---
944432LF	1	---
944433LF	1-1/4	---
944434LF	1-1/2	---
944435LF	2	---
944436LF	2½	---
944437LF	3	---
944438LF	4	---

CAST BRASS SWING CHECK VALVE IPS SCREWED ENDS

- Working pressure non-shock: 200 psi W.O.G. (cold water, oil, gas) 125 psi WSP (saturated steam)
- Swing type disc.
- Screwed Cap.
- Hard Seat.
- 90° Straight Pattern.
- Used to prevent reverse flow in commercial and industrial applications.
- Threaded ends to ANSI B1.20.1. Solder ends ANSI 61-8
- Integral seat.
- NSF Approved



PART #	SIZE	LIST PRICE
940352LF	1/2"	---
940353LF	3/4"	---
940354LF	1"	---
940355LF	1-1/4"	---
940356LF	1-1/2"	---
940357LF	2"	---
940358LF	2½"	---
940359LF	3"	---
940360LF	4"	---

C X C SWING CHECK VALVE



PART #	SIZE	LIST PRICE
940362LF	1/2	---
940363LF	3/4	---
940364LF	1	---
940365LF	1-1/4	---
940366LF	1-1/2	---
940367LF	2	---

CLASS 150 BRASS Y-PATTERN STRAINER



LEAD-FREE

PART#	SIZE	LIST PRICE
940523LF	1/2"	---

WARNING: This product can expose you to chemicals, including lead, which are known to the State of California to cause cancer and birth defects or other reproductive harm. For more information, visit www.P65Warnings.ca.gov

LOW PRESSURE LF BRASS VALVES

LF VALVES & PLBG FITTINGS

**LEAD
FREE**

LF BRASS FROST FREE SILLCOCK VALVES/ ANTI SIPHON



PART#	SIZE	D	H	L	
	1/2" MIP & 1/2" SWEAT X 3/4" MHT X				
942150LF	6"	2.20	8.64	3.07	
942151LF	8"	2.20	12.66	3.07	
942152LF	12"	2.20	16.71	3.07	

NO	PARTS	MATERIALS	QTY	WATER CONTACT
1	Bolt	Forged Brass	1	N
2	Name Plate	Aluminium	1	N
3	Handle	Aluminium	1	N
4	Bonnet	Brass Rod	1	N
5	Washer	Stainless Steel	1	N
6	Packing	Rubber (NBR)	1	Y
7	Washer	Stainless Steel	1	Y
8	Pipe	Brass (Copper)	1	Y
9	Stem	Brass Rod	1	Y
10	Spring	Stainless Steel	1	Y
11	O-Ring	Rubber (NBR)	1	Y
12	Spring Seat	Brass Rod	1	Y
13	Flapper	Rubber (NBR)	1	Y
14	Seat	Forged Brass	1	Y
15	Seat Packing	Rubber (NBR)	1	Y
16	Screw	Forged Brass	1	Y
17	Body	Cast Brass	1	Y
18	Pipe	Brass (Copper)	1	Y
19	Nipple	Brass Rod	1	Y
20	Packing	Pom M90	1	N
21	Floating	Pom M90	1	Y
22	Floating Pk	Rubber (NBR)	1	Y
23	O-Ring	Rubber (NBR)	1	Y
24	Packing	Pom M90	1	Y
25	Cap	Brass Rod	1	Y

WARNING: This product can expose you to chemicals, including lead, which are known to the State of California to cause cancer and birth defects or other reproductive harm. For more information, visit www.P65Warnings.ca.gov

LEAD FREE VALVES AND PLUMBING

LOW PRESSURE LF BRASS VALVES

LF VALVES & PLBG FITTINGS

BRASS HOSE BIBB NO KINK VALVES HEAVY DUTY



NO	PARTS	MATERIALS	QTY	WATER CONTACT
1	Bolt	Hot Rolled	1	N
2	Handle	Zinc	1	N
3	Packing Nut	Brass Rod	1	N
4	Packing	Teflon Polyflon	1	Y
5	Bonnet	Brass Rod	1	Y
6	Packing	Nylon	1	Y
7	Stem	Brass Rod	1	Y
8	Seat Packing	Rubber (NBR)	1	Y
9	Screw	Forged Brass	1	Y
10	Body	Cast Brass	1	Y

PART#	NOMINAL SIZE	D	H	L	MIP	LIST
942110LF	1/2" MIP & 1/2" Sweat x 3/4" MHT	2.12	1.97	2.87	1/2"-14NPT	
942111LF	3/4" MIP x 3/4" MHT	2.12	1.97	2.97	3/4"-14NPT	

BRASS HOSE BIBB NO KINK VALVES HEAVY DUTY



NO	PARTS	MATERIALS	QTY	WATER CONTACT
1	Bolt	Hot Rolled	1	N
2	Handle	Zinc	1	N
3	Packing Nut	Brass Rod	1	N
4	Packing	Teflon Polyflon	1	Y
5	Bonnet	Brass Rod	1	Y
6	Packing	Nylon	1	Y
7	Stem	Brass Rod	1	Y
8	Seat Packing	Rubber (NBR)	1	Y
9	Screw	Forged Brass	1	Y
10	Body	Cast Brass	1	Y

PART#	NOMINAL SIZE	D	H	L	MIP	LIST
942112LF	1/2" FIP x 3/4" MHT	2.12	1.97	2.87	1/2"-14NPT	
942113LF	3/4" FIP x 3/4" MHT	2.12	1.97	2.97	3/4"-14NPT	

BRASS HOSE BIBB NO KINK VALVES HEAVY DUTY



NO	PARTS	MATERIALS	QTY	WATER CONTACT
1	Bolt	Hot Rolled	1	N
2	Handle	Zinc	1	N
3	Packing Nut	Brass Rod	1	N
4	Packing	Teflon Polyflon	1	Y
5	Bonnet	Brass Rod	1	Y
6	Packing	Nylon	1	Y
7	Stem	Brass Rod	1	Y
8	Seat Packing	Rubber (NBR)	1	Y
9	Screw	Forged Brass	1	Y
10	Body	Cast Brass	1	Y

PART#	NOMINAL SIZE	D	H	L	LIST
942123LF	3/4" FTG & 1/2" SWEAT x 3/4" MHT	2.12	1.97	2.87	

WARNING: This product can expose you to chemicals, including lead, which are known to the State of California to cause cancer and birth defects or other reproductive harm. For more information, visit www.P65Warnings.ca.gov



LOW PRESSURE LF BRASS VALVES

LF VALVES & PLBG FITTINGS



LF BRASS BOILER DRAIN - ANGLE



PART#	NOMINAL SIZE	D	H	L	FIP
942132LF	1/2" FIP x 3/4" MHT	2.08	3.35	1.46	1/2"-14NPT
942133LF	3/4" FIP x 3/4" MHT	2.08	3.35	1.46	3/4"-14NPT

NO	PARTS	MATERIALS	QTY	WATER CONTACT
1	Bolt	Hot Rolled	1	N
2	Name Plate	Aluminium	1	N
3	Handle	Zinc	1	N
4	Packing Nut	Brass Rod	1	N
5	Packing	Teflon Polyflon	1	Y
6	Bonnet	Brass Rod	1	Y
7	Packing	Nylon	1	Y
8	Stem	Brass Rod	1	Y
9	Seat Packing	Rubber (NBR)	1	Y
10	Screw	Forged Brass	1	Y
11	Body	Cast Brass	1	Y

LF BOILER DRAIN - ANGLE



PART#	NOMINAL SIZE	D	H	L	MIP
942134LF	1/2"MIP & 1/2" SWEAT X 3/4" MHT	2.08	3.50	1.46	1/2"-14NPT
942135LF	3/4" MIP x 3/4" MHT	2.08	3.58	1.46	3/4"-14NPT

NO	PARTS	MATERIALS	QTY	WATER CONTACT
1	Nut	Hot Rolled	1	N
2	Name Plate	Aluminium	1	N
3	Handle	Cast Iron	1	N
4	Packing Nut	Brass Rod	1	N
5	Packing	Rubber (NBR)	1	Y
6	Bonnet	Cast Brass	1	Y
7	Stem	Cast Brass	1	Y
8	Seat Packing	Rubber (NBR)	1	Y
9	Screw	Forged Brass	1	Y
10	Body	Cast Brass	1	Y

LF BRASS BOILER DRAIN SPOUT



PART#	NOMINAL SIZE	D	H	L	MIP
942162LF	1/2" MIP & 1/2" Sweat x 3/4" MHT	2.12	2.16	1.14	1/2"-14NPT
942163LF	3/4" MIP x 3/4" MHT	2.12	2.16	1.14	3/4"-14NPT

NO	PARTS	MATERIALS	QTY	WATER CONTACT
1	Nut	Hot Rolled	1	N
2	Name Plate	Aluminium	1	N
3	Handle	Cast Iron	1	N
4	Packing Nut	Brass Rod	1	N
5	Packing	Rubber (NBR)	1	Y
6	Bonnet	Cast Brass	1	Y
7	Stem	Cast Brass	1	Y
8	Seat Packing	Rubber (NBR)	1	Y
9	Screw	Forged Brass	1	Y
10	Body	Cast Brass	1	Y

LF BRASS BOILER DRAIN SPOUT



PART#	NOMINAL SIZE	D	H	L	FIP
942164LF	1/2" FIP X 3/4" MHT	2.12	2.16	1.14	1/2"-14NPT
942165LF	3/4" FIPT X 3/4" MHT	2.12	2.16	1.14	3/4"-14NPT

NO	PARTS	MATERIALS	QTY	WATER CONTACT
1	Bolt	Hot Rolled	1	N
2	Name Plate	Aluminium	1	N
3	Handle	Zinc	1	N
4	Packing Nut	Brass Rod	1	N
5	Packing	Teflon Polyflon	1	Y
6	Bonnet	Brass Rod	1	Y
7	Packing	Nylon	1	Y
8	Stem	Brass Rod	1	Y
9	Seat Packing	Rubber (NBR)	1	Y
10	Screw	Forged Brass	1	Y
11	Body	Cast Brass	1	Y

WARNING: This product can expose you to chemicals, including lead, which are known to the State of California to cause cancer and birth defects or other reproductive harm. For more information, visit www.P65Warnings.ca.gov

LEAD FREE VALVES AND PLUMBING

LOW PRESSURE LF BRASS VALVES

LF VALVES & PLBG FITTINGS

LF SILLCOCK VALVE WITH PEX CONNECTIONS



NO	PARTS	MATERIALS	QTY	WATER CONTACT
1	Nut	Hot Rolled	1	N
2	Name Plate	Aluminium	1	N
3	Handle	Cast Iron	1	N
4	Packing Nut	Brass Rod	1	N
5	Packing	Rubber (NBR)	1	Y
6	Bonnet	Cast Brass	1	Y
7	Stem	Cast Brass	1	Y
8	Seat Packing	Rubber (NBR)	1	Y
9	Screw	Forged Brass	1	Y
10	Body	Cast Brass	1	Y

PART#	NOMINAL SIZE	B	C	D	H	L
942142LF	1/2" PEX F1807 x 3/4" MHT	2.58	0.22	2.09	2.40	2.34
942143LF	3/4" PEX F1807 x 3/4" MHT	2.58	0.22	2.09	2.40	2.40

LF SILLCOCK VALVE WITH PEX CONNECTIONS (COLD EXPANSION)



NO	PARTS	MATERIALS	QTY	WATER CONTACT
1	Nut	Hot Rolled	1	N
2	Name Plate	Aluminium	1	N
3	Handle	Cast Iron	1	N
4	Packing Nut	Brass Rod	1	N
5	Packing	Rubber (NBR)	1	Y
6	Bonnet	Cast Brass	1	Y
7	Stem	Cast Brass	1	Y
8	Seat Packing	Rubber (NBR)	1	Y
9	Screw	Forged Brass	1	Y
10	Body	Cast Brass	1	Y

PART#	NOMINAL SIZE	B	C	D	H	L
942144LF	1/2" PEX F1960 x 3/4" MHT	2.58	0.22	2.08	2.40	2.34
942145LF	3/4" PEX F1960 x 3/4" MHT	2.58	0.22	2.08	2.40	2.40

VACUUM BREAKER



- Male hose and female hose threads can be broken off for permanent attachment
- Set screw
- Vandal proof
- Rough brass construction
- Prevents back-siphonage on hoses to prevent potable water from getting contaminated
- Certified under ASSE Std. 1011
- UPC
- CSA

PART #	SIZE	LIST PRICE
947055	3/4" x 3/4"	---
947055LF	3/4" x 3/4"	---

WARNING: This product can expose you to chemicals, including lead, which are known to the State of California to cause cancer and birth defects or other reproductive harm. For more information, visit www.P65Warnings.ca.gov

SUPPLY STOPS/ SS SUPPLY CONNECTORS

LF VALVES & PLBG FITTINGS

SUPPLY STOPS - 1/4 TURN

- 100% Pressure Leak Tested
- High Performance Teflon Seats
- Individually Boxed
- Conventional Oval Handle Design
- Meets or Exceeds ASME A112.18.1



ANGLE STOPS



PART #	X 3/8 COMPRESSION	LIST PRICE
746456	5/8 Compression	---



PART #	X 3/8 COMPRESSION	LIST PRICE
746457	5/8 Compression Contractor Pack bagged less 3/8" Nut & Ferrule 10/Box	---




PART #	X 3/8 COMPRESSION	LIST PRICE
746436	3/8 Female Iron Pipe	---
746446	1/2 Female Iron Pipe	---




PART #	X 3/8 COMPRESSION	LIST PRICE
746466	LF 1/2 Nominal Sweat	---



PART #	X 3/8 COMPRESSION	LIST PRICE
746435	1/2 C/E Pex	---



PART #	X 3/8 COMPRESSION	LIST PRICE
746438	1/2 Nominal Pex	---



PART #	X 1/4 COMPRESSION	LIST PRICE
746437	1/2 Nominal Pex	---

PRESS FIT



PART #	X 3/8 COMPRESSION	LIST PRICE
746470	1/2 Press	---

3 WAY STOPS



PART #	DESCRIPTION	LIST PRICE
746439	LF 5/8 Compression x 3/8 Compression x 1/4 Compression	---
746440	LF 5/8 Compression x 3/8 Compression x 3/8 Compression	---

WARNING: This product can expose you to chemicals, including lead, which are known to the State of California to cause cancer and birth defects or other reproductive harm. For more information, visit www.P65Warnings.ca.gov

LEAD FREE VALVES AND PLUMBING

SUPPLY STOPS/ SS SUPPLY CONNECTORS

LF VALVES & PLBG FITTINGS

STRAIGHT STOPS



PART #	X 3/8 COMPRESSION	LIST PRICE
746506	3/8 Compression	---
746556	5/8 Compression	---



PART #	X 3/8 COMPRESSION	LIST PRICE
746536	3/8 Female Iron Pipe	---
746546	1/2 Female Iron Pipe	---



PART #	X 3/8 COMPRESSION	LIST PRICE
746566	1/2 Nominal Sweat	---



PART #	X 3/8 COMPRESSION	LIST PRICE
746535	1/2 C/E Pex	---



PART #	X 3/8 COMPRESSION	LIST PRICE
746538	1/2 Nominal Pex	---



PART #	X 1/4 COMPRESSION	LIST PRICE
746537	1/2 Nominal Pex	---



PART #	X 3/8 COMPRESSION	LIST PRICE
746567	1/2 Socket CPVC	---

PRESS FIT STOPS



PART #	X 3/8 COMPRESSION	LIST PRICE
746570	1/2" Press	---

WARNING: This product can expose you to chemicals, including lead, which are known to the State of California to cause cancer and birth defects or other reproductive harm. For more information, visit www.P65Warnings.ca.gov

SS SUPPLY CONNECTORS

LF VALVES & PLBG FITTINGS

LEAD FREE AB1953/S.152 COMPLIANT

Meets S.3874/ Public Law No. 111-380
Reduction of Lead in Drinking Water Act

CONNECTORS

- Marine Grade Stainless Steel Braid
- Precision 12 Point Crimp
- Heavy duty Brass Inserts
- Chloramine/ Chlorine Resistant Inner Liner

LAVATORY



3/8 COMPRESSION X 3/8 COMPRESSION

PART #	LENGTH	LIST PRICE
922012	12"	---
922016	16"	---
922020	20"	---
922030	30"	---
922036	36"	---



3/8 COMPRESSION X 1/2 FEMALE IRON PIPE

922112	12"	---
922116	16"	---
922120	20"	---
922130	30"	---
922136	36"	---




1/2 FEMALE IRON PIPE X 1/2 FEMALE IRON PIPE

922412	12"	---
922416	16"	---
922420	20"	---
922430	30"	---
922436	36"	---

NEW WITH BRASS NUT

BALLCOCK



3/8 COMPRESSION X 7/8 BALLCOCK

923409	9"	---
923412	12"	---
923416	16"	---
923420	20"	---



3/8 COMPRESSION X 7/8 BALLCOCK

923209	9"	---
923212	12"	---
923216	16"	---
923220	20"	---



1/2 FEMALE IRON PIPE X 7/8 BALLCOCK

923509	9"	---
923512	16"	---
923520	20"	---

WARNING: This product can expose you to chemicals, including lead, which are known to the State of California to cause cancer and birth defects or other reproductive harm. For more information, visit www.P65Warnings.ca.gov

LEAD FREE VALVES AND PLUMBING

SS SUPPLY CONNECTORS

LF VALVES & PLBG FITTINGS

- Marine Grade Stainless Steel Braid
- Precision 12 Point Crimp
- Heavy duty Brass Inserts
- Chloramine/ Chlorine Resistant Inner Liner

LEAD FREE


AB1953/S.152

Compliant

Meets S.3874/ Public Law No. 111-380
Reduction of Lead in Drinking Water

Act

ICE MAKER




1/4 COMPRESSION X 1/4 COMPRESSION

PART #	LENGTH	LIST PRICE
923112	12"	---
923124	24"	---
923136	36"	---
923148	48"	---
923161	60"	---
923196	96"	---

DISHWASHER


3/8 COMPRESSION X 3/8 COMPRESSION

922009	9"	---
922012	12"	---
922024	24"	---
922030	30"	---
922036	36"	---
922048	48"	---
922060	60"	---
922072	72"	---
922096	96"	---



3/8 COMPRESSION X 3/8 MALE IRON PIPE ELBOW


PART #	L	LIST PRICE
923648	48"	---
923660	60"	---
923672	72"	---
923684	84"	---



3/8 COMPRESSION X 3/4 FEMALE GARDEN HOSE ELBOW

924248	48"	---
924260	60"	---
924272	72"	---
924284	84"	---
924297	120"	---


WASHING MACHINE



3/4 FEMALE GARDEN HOSE X 3/4 FEMALE GARDEN HOSE


923936	36"	---
923948	48"	---
923960	60"	---
923972	72"	---

WATER HEATER



5/8 COMPRESSION X 3/4 FEMALE IRON PIPE

PART #	L	LIST PRICE
922712	12"	---
922718	18"	---
922724	24"	---




7/8 COMPRESSION X 3/4 FEMALE IRON PIPE

922812	12"	---
922818	18"	---
922824	24"	---

3/4 MALE IRON PIPE X 3/4 FEMALE IRON PIPE

922912	12"	---
922918	18"	---
922924	24"	---



3/4 FEMALE IRON PIPE X 3/4 FEMALE IRON PIPE

924115	12"	---
924118	18"	---
924124	24"	---

WARNING: This product can expose you to chemicals, including lead, which are known to the State of California to cause cancer and birth defects or other reproductive harm. For more information, visit www.P65Warnings.ca.gov

PEX ADAPTERS

LF VALVES & PLBG FITTINGS

PEX CLAMP



MIDLAND	SIZE	LIST PRICE
35210	1/2"	
35211	3/4"	
35212	1"	

STD PEX X MALE NPT ADAPTER



MIDLAND	SIZE	LIST PRICE
35276	1/2" STD Pex x 1/2" Male NPT	
35277	1/2" MPT x 1/2" Male NPT	
35278	1/2" STD Pex x 3/4" Male NPT	
35279	3/4" STD Pex x 1/2" Male NPT	
35280	3/4" STD Pex x 3/4" Male NPT	
35281	1" STD Pex x 1" Male NPT	

STD PEX X FEMALE NPT ADAPTER



MIDLAND	SIZE	LIST PRICE
35263	1/2" STD Pex x 1/2" Female NPT	
36264	3/4" STD Pex x 3/4" Female NPT	
36265	1" STD Pex x 1" Female NPT	

STD PEX X FEMALE NPSM ADAPTER



MIDLAND	SIZE	LIST PRICE
35268	3/8" STD Pex x 1/2" Female NPSM	
36269	1/2" STD Pex x 1/2" Female NPSM	
35270	1/2" STD Pex x 3/4" Female NPSM	
35271	3/4" STD Pex x 3/4" Female NPSM	
35272	3/4" STD Pex x 3/4" Female NPSM	
35273	1/2" STD Pex x 1/2" Female NPSM	

STD PEX TEE



MIDLAND	SIZE	LIST PRICE
35240	3/8"	
35241	1/2"	
35243	3/4"	
35244	1"	

PEX PLUG



MIDLAND	SIZE	LIST PRICE
35290	1/2"	
35291	3/4"	
35292	1"	

WARNING: This product can expose you to chemicals, including lead, which are known to the State of California to cause cancer and birth defects or other reproductive harm. For more information, visit www.P65Warnings.ca.gov

LEAD FREE VALVES AND PLUMBING

PEX ADAPTERS

LF VALVES & PLBG FITTINGS

PEX TEE



MIDLAND	SIZE	LIST PRICE
35242	1/2" STD Pex x 1/2" STD Pex x 1/2" Male	
35246	1/2" STD Pex x 3/4" STD Pex	
35247	3/4" STD Pex x 1/2" Pex x 1/2" Pex	
35248	3/4" STD Pex x 1/2" Pex x 3/4" Pex	
35249	3/4" STD Pex x 3/4" Pex x 1/2" Pex	
35250	3/4" STD Pex x 3/4" Pex x 1" Pex	
35251	1" STD Pex x 3/4" Pex x 3/4" Pex	
35252	1" STD Pex x 1" Pex x 1/2" Pex	
35253	1" STD Pex x 1" Pex x 3/4" Pex	
35254	1" STD Pex x 3/4" Pex x 1" Pex	

PEX COUPLING



MIDLAND	SIZE	LIST PRICE
35231	1/2"	
35232	3/4"	
35233	1"	

PEX COUPLING



MIDLAND	SIZE	LIST PRICE
35235	1/2" STD Pex x 3/8" STD Pex	
35236	3/4" STD Pex x 1/2" STD Pex	
35237	1" STD Pex x 3/4" STD Pex	
35238	1" STD Pex x 1/2" STD Pex	

PEX ELBOW



MIDLAND	SIZE	LIST PRICE
35257	3/8"	
35258	1/2"	
35260	3/4"	
35261	1"	
35259	3/4"	

PEX MALE ELBOW



MIDLAND	SIZE	LIST PRICE
35284	1/2" STD Pex x 3/8" Male	
35285	1/2" STD Pex x 1/2" Male	
35286	3/4" STD Pex x 1/2" Male	
35287	3/4" STD Pex x 3/4" Male	

WARNING: This product can expose you to chemicals, including lead, which are known to the State of California to cause cancer and birth defects or other reproductive harm. For more information, visit www.P65Warnings.ca.gov



TRANSITION FITTINGS

LF VALVES & PLBG FITTINGS

BRASS CPVC MALE ADAPTER



PART#	SIZE	LIST PRICE
35413LF	1/2"	---
35414LF	3/4"	---
35415LF	1"	---
35416LF	1-1/4"	---
35417LF	1-1/2"	---
35418LF	2	---

BRASS CPVC FEMALE ADAPTER



PART#	SIZE	LIST PRICE
35403LF	1/2"	---
35404LF	3/4"	---
35405LF	1"	---
35406LF	1-1/4"	---
35407LF	1-1/2"	---
35408LF	2	---

LEAD FREE CPVC DROP EAR ELBOW



PART#	SIZE	LIST PRICE
35420LF	1/2"	---

STAINLESS STEEL CPVC MALE ADAPTER



PART#	SIZE	LIST PRICE
35413SS	1/2"	---
35414SS	3/4"	---
35415SS	1"	---
35416SS	1-1/4"	---
35417SS	1-1/2"	---
35418SS	2	---

STAINLESS STEEL CPVC FEMALE ADAPTER



PART#	SIZE	LIST PRICE
35403SS	1/2"	---
35404SS	3/4"	---
35405SS	1"	---
35406SS	1-1/4"	---
35407SS	1-1/2"	---
35408SS	2	---

STAINLESS STEEL CPVC DROP EAR ELBOW



PART#	SIZE	LIST PRICE
35420SS	1/2"	---

WARNING: This product can expose you to chemicals, including lead, which are known to the State of California to cause cancer and birth defects or other reproductive harm. For more information, visit www.P65Warnings.ca.gov

LEAD FREE VALVES AND PLUMBING

WATER METER FLANGES

LF VALVES & PLBG FITTINGS

LEAD FREE OVAL WATER METER FLANGE OVAL



PART#	SIZE	CASE	
970207	1-1/2"	32	---
970208	2"	48	---

LEAD FREE OVAL WATER METER KIT

W/ BOLT & NUT STAINLESS STEEL



NO	PART	MATERIALS	QTY	WATER CONTACT
1	BOLT	SS 304	4	N
2	FLANGE	BRASS LEAD FREE	2	Y
3	PACKING	RUBBER	2	Y
4	NUT	SS 304	4	N

PART#	SIZE	CASE	
970227	1-1/2"	32	---
970228	2"	48	---

LEAD FREE OVAL METER FLANGE KIT

W/ BOLT & NUT STAINLESS STEEL (NO LEAD)



NO	PART	MATERIALS	QTY	WATER CONTACT
1	BOLT	SS 304	2	N
2	FLANGE	BRASS LEAD FREE	1	Y
3	PACKING	RUBBER	1	Y
4	NUT	SS 304	2	N

PART#	SIZE	CASE	
970217	1-1/2"	12	---
970218	2"	10	---

LEAD FREE BRASS METER COUPLING



PART#	SIZE	CASE	
970253	1/2"	100	---
970254	3/4"	100	---
970255	1"	80	---
970257	1-1/2"	24	---
970258	2"	24	---

WARNING: This product can expose you to chemicals, including lead, which are known to the State of California to cause cancer and birth defects or other reproductive harm. For more information, visit www.P65Warnings.ca.gov



FLEXIBLE RUBBER COUPLINGS

LF VALVES & PLBG FITTINGS

FLEXIBLE RUBBER COUPLINGS / REDUCED COUPLINGS

Midland's stainless steel banded flexible rubber couplings are the perfect fit for Schedule 40 pipe applications.

Tech Specs:

- Installation torque: 60 inch lbs.
- Maximum test pressure: 4.3 PSI
- Maximum operating temperature: 140° F non-consistent
- Minimum operating temperature: -30° F
- Corrosion-resistant & rustproof stainless steel bands
- Durable Rubber for all Sch. 40 Pipe Applications
- Positive seal against infiltration and exfiltration
- Conforms to ASTM C 1173 and CSA B602
- Sizes 1-1/4" - 6" regular & reducing
- UPC Approved

COUPLING



REDUCING COUPLING



PART #	SIZE	LIST
195456	1-1/4"	
195470	1-1/2" x 1-1/4"	
195457	1-1/2"	
195471	2" x 1/2"	
195458	2"	
195472	3" x 1-1/2"	
195473	3" x 2"	
195459	3"	
195474	4" x 1-1/2"	
195475	4" x 2"	
195476	4" x 3"	
195460	4"	
195461	5"	
195481	6" x 4"	
195462	6"	

TEST CAPS



PART #	SIZE	LIST
195502	1-1/2"	
195510	2"	
195511	3"	
195512	4"	

DRAIN & TRAP CONNECTORS



PART #	SIZE	LIST
195520	1-1/2" x 1-1/4"	
195521	2" x 1-1/4"	

WARNING: This product can expose you to chemicals, including lead, which are known to the State of California to cause cancer and birth defects or other reproductive harm. For more information, visit www.P65Warnings.ca.gov

LEAD FREE VALVES AND PLUMBING

VALVES



VALVES

Forged Brass

Full Port Ball
 Locking Handle
 Butterfly Handle
 N/P Ball Valve
 Italian Ball Valve
 M X F Ball Valve
 Spring Handle Ball Valve
 Right Angle Ball valve
 Wye, 3-Way Ball Valve
 Safety Exhaust Ball Valve
 Gas Valves
 Mini Ball Valves
 3-Way Valves
 MISC
 Gate Valves
 Y Strainer
 Check Valves

Stainless Steel Valves

Ball Valves
 SS Mini Ball Valve
 Check Valves
 Y-strainer, Globe, Gate

Carbon Steel Valves

Ball Valves
 Check Valves

PVC Valves**Ductile Iron**

Butterfly
 Check
 Gate

**BALL VALVE PRIVATE LABEL PROGRAM**

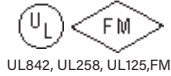
Midland will put your company name and logo on our ball valve handle for FREE. Simply place a minimum blanket order of 10 cases per size and Midland will stock them under a special part # for your access only. Please allow 90-120 days for delivery on the first shipment only: Then have them delivered as you need them!

FORGED BRASS BALL VALVE

VALVES

FORGED BRASS BALL VALVE

• BRASS • 600WOG • FULL PORT




ISO 9002 Manufacturer
FEATURES

Made in China

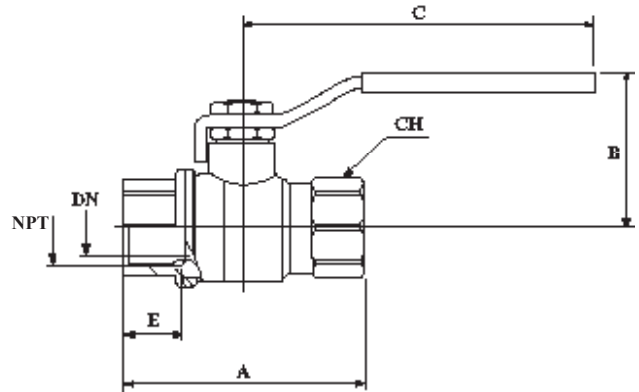
1/4-2" 600 PSI non-shock cold water,
gas, oil - 150 PSI saturated steam
2-1/2" - 4" 400 PSI non-shock cold water,
gas, oil

- Suitable for full range of liquids and gases
- Minimal pressure drop due to large full size ports
- Bottom loaded, pressure retaining stem
- Pressure rated for 1/4"-2" at 600psi (42 bars) and 2-1/2"-4" at 400 psi WOG (non-shock) and 150 WSP (10.34 bars) saturated steam. Virgin PTFE stem packing seal, thrust washer and seats
- Yellow vinyl insulator on heavy duty plated carbon steel handles
- Fast 1/4 turn open or close operation
- Not Lead Free
- Good for gasoline and diesel

- Low operating torque
- Adjustable stem packing gland
- Maximum operating temperature: 302°F (150° C)
- Minimum operating temperature: -22°F (-30°C)
- Each valve individually tested
- Forged Brass - for more strength
- Threaded ends to ANSI B1.20.1
- Hard chromium plated solid ball
- Bottom entry, blow-out proof stem
- Deeper threads - for better connections



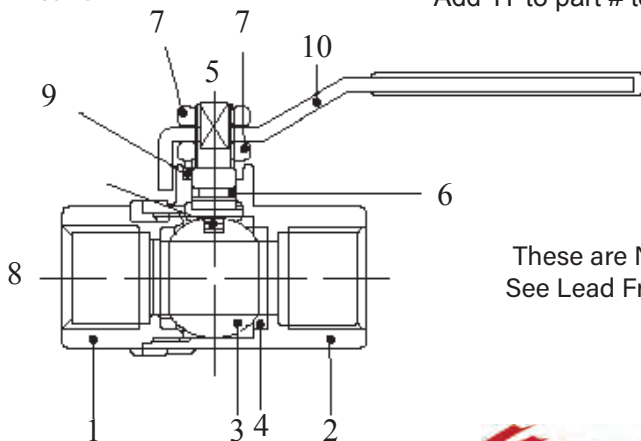
• Generic Handles



PART#	SIZE		DIMENSION INCHES					WEIGHT	BOX/CASE	LIST PRICE
	NPT	DN	A	B	C	E	CH			
940171	1/4"	0.39	1.75	1.92	3.54	0.46	0.78	0.34	70/140	---
940172	3/8"	0.41	1.75	1.92	3.54	0.46	0.78	0.30	70/140	---
940173	1/2"	0.58	2.05	2.08	3.54	0.52	0.98	0.44	50/100	---
940174	3/4"	0.75	2.36	2.30	3.78	0.56	1.20	0.67	30/60	---
940175	1"	0.94	2.75	2.68	4.52	0.66	1.50	1.05	20/40	---
940176	1-1/4"	1.26	3.30	3.14	4.52	0.70	1.82	1.50	12/24	---
940177	1-1/2"	1.57	3.66	3.61	5.51	0.72	2.09	2.30	9/18	---
940178	2"	1.97	4.18	3.68	5.51	0.74	2.62	3.38	6/12	---
940179*	2-1/2"	2.52	5.38	4.76	8.66	1.01	3.36	7.61	3/6	---
940180*	3"	2.95	6.04	5.08	8.66	1.11	3.86	11.10	2/4	---
940181*	4"	3.89	7.38	5.86	9.00	1.22	4.89	12.12	1/2	---

* 400 PSI

* Add 'H' to part # to order handles *



These are NOT Lead Free
See Lead Free SWT Valves

POS	Components	Materials	N
1	Body	Forged Brass	1
2	End Connection	Forged Brass	1
3	Ball	CP Brass	1
4	Ball Seat	P.T.F.E.	2
5	Stem	Brass	1
6	Gland	Brass	1
7	Nut	Steel	1
8	Spring Inseat	Steel	1
9	Stem Seal	P.T.F.E.	1
10	Handle	Steel	1

• Not Lead Free AB1953 Compliant

WARNING: This product can expose you to chemicals, including lead, which are known to the State of California to cause cancer and birth defects or other reproductive harm. For more information, visit www.P65Warnings.ca.gov

BUTTERFLY HANDLE BALL VALVE

VALVES

LOCKING HANDLE BALL VALVE

▪ BRASS ▪ 600WOG ▪ FULL PORT



See specs on previous page

• Generic Handles

PART#	SIZE		DIMENSION INCHES					WEIGHT	BOX/CASE	LIST PRICE
	NPT	DN	A	B	C	E	CH			
940171L	1/4"	0.31	1.73	1.84	3.15	0.49	0.71	0.39	70/140	---
940172L	3/8"	0.39	1.81	1.88	3.86	0.49	0.79	0.35	70/140	---
940173L	1/2"	0.58	2.23	2.09	3.43	0.61	0.98	0.49	50/100	---
940174L	3/4"	0.75	2.48	2.24	3.62	0.62	1.20	0.78	30/60	---
940175L	1"	0.94	2.95	2.67	4.42	0.73	1.50	1.18	20/40	---
940176L	1-1/4"	1.26	3.42	3.05	4.73	0.77	1.81	1.76	12/24	---
940177L	1-1/2"	1.57	3.78	3.51	5.18	0.78	2.09	2.53	9/18	---
940178L	2"	1.97	4.18	3.84	5.24	0.75	2.60	3.53	6/12	---

BUTTERFLY HANDLE BALL VALVE

▪ BRASS ▪ 600WOG ▪ FULL PORT



See specs on previous page

PART#	SIZE		A	B	C	D	E	WEIGHT	BOX/CASE	LIST PRICE
	NPT									
940171T	1/4"		1.75	1.488	1.831	0.315	0.457	0.342	70/140	---
940172T	3/8"		1.756	1.488	1.831	0.394	0.457	0.31	70/140	---
940173T	1/2"		2.047	1.756	2.394	0.583	0.520	0.44	50/100	---
940174T	3/4"		2.362	1.921	2.394	0.748	0.563	0.68	30/60	---

• Not Lead Free AB1953 Compliant

WARNING: This product can expose you to chemicals, including lead, which are known to the State of California to cause cancer and birth defects or other reproductive harm. For more information, visit www.P65Warnings.ca.gov



NICKEL PLATED BALL VALVE

VALVES

NICKEL PLATED BALL VALVE

• BRASS • 600WOG • FULL PORT • NO APPROVALS

Vacuum service to 29 inches Hg

600 psi (WOG) 150 psi (WSP) Service

Thread conform ANSI B1.20.1

Temperature Range : -40° F to 365° F

Construction: Forging Brass Body, Nickel plated


PTFE Ball Seats

Blow Out Proof Brass Stem

Steel Handle w/Vinyl Grip

Made in China

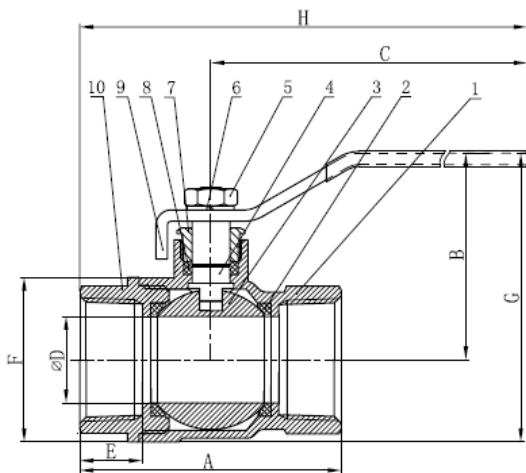
- Not Lead Free



• Generic Handles

FIP X FIP NICKEL PLATED BALL VALVE

PART #	SIZE	OD	A	B	C	E	F	G	H	WEIGHT	BOX/CASE	LIST PRICE
941151NP	1/4"	0.394	1.73	1.69	3.35	0.453	0.945	2.154	4.331	0.32	10/120	---
941152NP	3/8"	0.394	1.73	1.69	3.35	0.473	0.945	2.154	4.331	0.32	10/120	---
941153NP	1/2"	0.524	1.89	1.73	3.35	0.472	1.083	2.276	4.291	0.36	10/100	---
941154NP	3/4"	0.748	2.28	1.89	3.35	0.563	1.378	2.579	4.488	0.57	10/80	---
941155NP	1"	0.984	2.80	2.14	4.29	0.650	1.772	3.031	5.689	0.65	8/48	---
941156NP	1-1/4"	1.240	3.15	2.32	4.29	0.669	2.165	3.398	5.866	1.75	4/36	---
941157NP	1-1/2"	1.476	3.44	2.66	5.63	0.701	2.50	3.909	7.343	2.10	2/24	---
941158NP	2"	1.949	4.06	3.01	5.63	0.708	3.244	4.638	7.638	3.35	2/12	---



No	Item	Qty	Material
1	Body	1	NP Brass
2	Seat	2	PTFE
3	Ball	1	Brass CP
4	Stem	1	Brass/ NP
5	Handle Nut	1	Plated Steel
6	Lock Washer	1	Plated Steel
7	Packing Nut	1	Brass/ NP
8	Packing	1	PTFE

WARNING: This product can expose you to chemicals, including Nickel, which are known to the State of California to cause cancer. For more information, visit www.P65Warnings.ca.gov

VALVES

N/P BALL VALVE W/SS TRIM

VALVES

Gas Approved



UL842, UL258, UL125,FM

N/P BALL VALVE W/SS TRIM

- NICKEL PLATED • SS BALL, HANDLE, NUT & STEM
- LOCKING HANDLE • W/APPROVALS

CSA AGA 3.88 5 PSIG

Features

- Vacuum service to 29 inches Hg
- Thread Conform ANSI B1.20.1
- Forged Brass Body
- Blow Out Proof Stem Design
- Packing Nut, O-RING & Packing On The Stem Seal
- Stainless Steel Ball, Handle, Nut&Stem
- Handle With Vinyl Grip

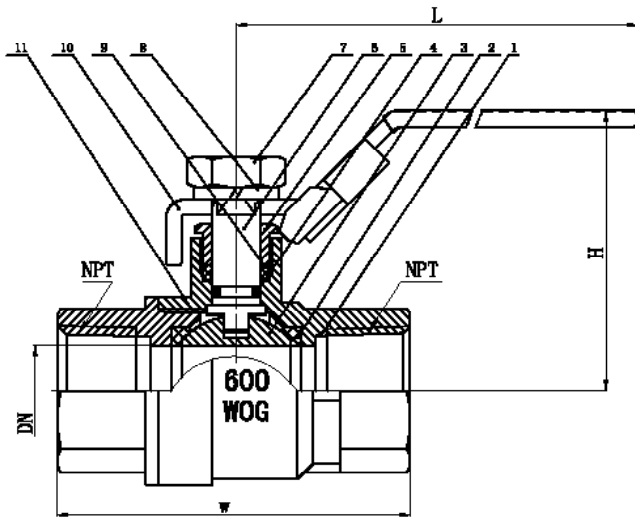
Performance rating

- 600 PSI (WOG) 150 PSI (WSP) Service
- Temperature range: -20° F to 300° F
- Made in China
- Not lead free
- No more rusty handles



- Generic Handles

PART#	SIZE	D	L	H	W	CV	WT.(LBS.)	BOX/CASE	LIST PRICE
941121NP	1/4	0.394	3.22	1.84	1.73	8.23	0.326	10/120	---
941122NP	3/8	0.394	3.22	1.84	1.73	8.23	0.320	10/120	---
941123NP	1/2	0.591	3.22	2.02	2.24	18.55	0.474	10/100	---
941124NP	3/4	0.748	4.04	2.40	2.52	29.76	0.785	10/80	---
941125NP	1	0.984	4.08	2.20	2.97	51.55	1.155	8/48	---
941126NP	1-1/4	1.259	5.20	3.05	3.44	84.42	1.797	4/36	---
941127NP	1 1/2	1.574	5.20	3.18	3.88	131.93	2.447	2/24	---
941128NP	2	1.941	5.20	3.48	4.33	200.35	3.477	2/12	---



Part Name	Material
Body	Brass/ Nickel Plated
Seat	PTFE
Ball	Stainless Steel
O-ring	Fluoroelastomer
Packing Nut	Brass/ Nickel Plated
Stem	Stainless Steel
Handle Nut	Stainless Steel
Lock Washer	Stainless Steel
Packing	PTFE
Handle	Stainless Steel
Cap	Brass/ Nickel Plated

WARNING: This product can expose you to chemicals, including chromium, which are known to the State of California to cause cancer and birth defects or other reproductive harm. For more information, visit www.P65Warnings.ca.gov

ITALIAN BALL VALVE

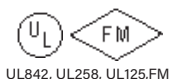
VALVES

ITALIAN BALL VALVE

• BRASS • 600WOG • FULL PORT



CSA AGA 3.88 5 PSIG



UL842, UL258, UL125, FM

ISO 9002 Manufacturer
FEATURES

IAMPO IGC 157 - 2004b

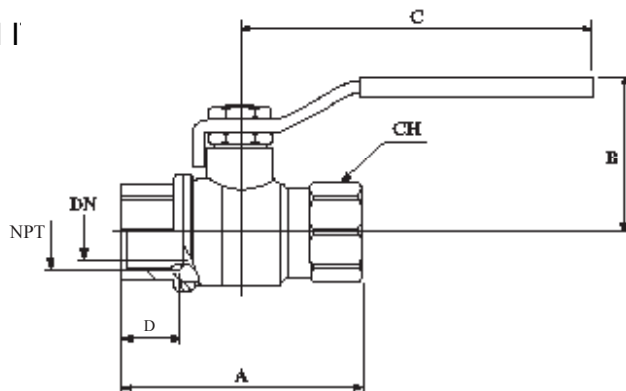
- **SOLID CHROME PLATED BRASS BALL**
- Suitable for full range of liquids and gases
- Minimal pressure drop due to large full size ports
- Bottom loaded, pressure retaining stem
- Pressure rated at 600psi (42 bars) WOG (non-shock) and 150 WSP (10.34 bars) saturated steam. Virgin TFE stem packing seal, thrust washer and seats.
- Yellow vinyl insulator on heavy duty plated carbon steel handles.
- Fast 1/4 turn open or close operation
- Low operating torque
- Flow can go both directions
- Generic Handles

- **Adjustable stem packing gland**
- Maximum operating temperature: 248°F (120° C) at 600 PSI
- Minimum operating temperature: -20°F (-40°C)
- Each valve individually tested
- Forged Brass - for more strength
- Threaded ends to ANSI B1.20.1
- Hard chromium plated solid ball
- Bottom entry, blow-out proof stem
- Deeper threads - for better connections
- REVERSIBLE HANDLES

MADE IN ITALY



Female x Female



PART#	SIZE		DIMENSION INCHES					WEIGHT	BOX/CASE	LIST PRICE
	NPT	DN	A	B	C	D	CH			
943200	1/4"	.39	1.96	1.53	3.31	.43	.75	0.36	24/96	---
943201	3/8"	.39	1.96	1.53	3.31	.43	.86	0.40	24/96	---
943202	1/2"	.57	2.09	1.57	3.25	.46	.98	0.44	20/80	---
943203	3/4"	.75	2.28	1.77	3.80	.49	1.22	0.57	14/56	---
943204	1"	.94	2.80	2.03	3.80	.59	1.50	0.89	6/24	---
943205	1-1/4"	1.24	3.50	2.32	4.72	0.72	1.85	1.64	4/16	---
943206	1-1/2"	1.49	3.90	3.02	6.38	0.85	2.13	2.78	2/8	---
943207	2"	1.96	4.07	3.27	6.38	.65	2.64	3.21	2/8	---
942208	2-1/2"	2.48	5.80	4.98	7.54	1.06	3.31	6.97	5	---
942209	3"	2.99	6.85	5.63	8.86	1.14	3.89	10.34	3	---
942210	4"	3.54	7.67	6.04	8.86	1.22	4.80	18.77	1	---

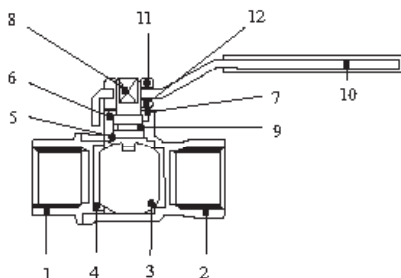
HANDLE OPTIONS

TEE HANDLES

PART #	VALVE SIZE	LIST PRICE
43200T	1/4" - 3/4"	---

LOCKING HANDLES

PART #	VALVE SIZE	LIST PRICE
43200L	1/4" - 3/4"	---
43204L	1"	---
43206L	1-1/4" - 1-1/2"	---



QTY	Components	Materials	N
1	Body	Forged Brass	1
2	End Connection	Forged Brass	1
3	Ball	CP Brass	1
4	Ball Stems	P.T.F.E.	2
5	Stem Antif. Seat	P.T.F.E.	1
5	Stem Seat	P.T.F.E.	1
7	Brass Ring	Brass	1
8	Stem	Brass	1
9	O-Ring	NBR 80	1
10	Handle	Steel	1
11	Nut	Steel	1
12	Nut	Brass	1

• Not Lead Free AB1953 Compliant

www.MidlandIndustries.com



Toll Free Phone: 1-800-821-5725

WARNING: This product can expose you to chemicals, including lead, which are known to the State of California to cause cancer and birth defects or other reproductive harm. For more information, visit www.P65Warnings.ca.gov

MALE X FEMALE BRASS BALL VALVE

VALVES

MALE X FEMALE BRASS BALL VALVE


• 600WOG • FULL PORT



UL842, UL258

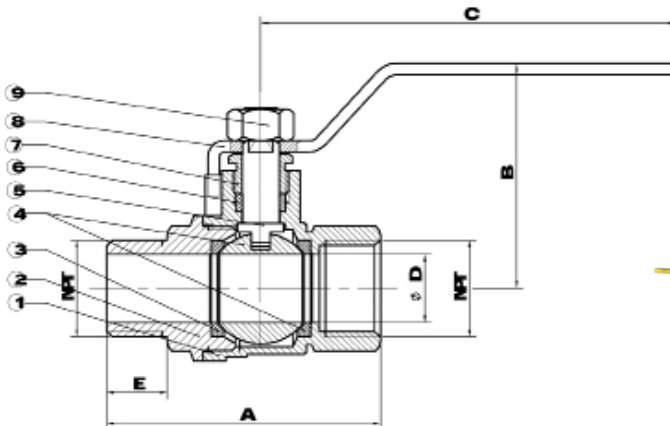
- Solid chrome plated brass ball
- Suitable for full range of liquids and gases.
- Minimal pressure drop due to large full size ports.
- Bottom loaded, pressure retaining stem.
- Pressure rated at 600psi (42 bars) WOG (non-shock) and 150psi (10.34 bars) saturated steam. Virgin TFE stem packing seal, thrust washer and seats.
- Yellow vinyl insulator on heavy duty plated carbon steel handles.
- Fast 1/4 turn open or close operation.
- Flow both directions.
- Low operating torque.

- Adjustable stem packing gland.
- Generic Handles
- Maximum operating temperature: 248°F (120°C)
- Minimum operating temperature: -20°F (-40°C)
- Each valve individually tested.
- Forged Brass - for more strength.
- Threaded ends to ANSI B1.201
- Hard chromium plated solid ball



• Not Lead Free

PART#	SIZE	NPT	A	B	C	D	E	WEIGHT	BOX/CASE	LIST PRICE
948170	1/4"	1/4 - 18	2.016	1.689	2.756	0.315	0.457	0.29	70/140	---
948171	3/8"	3/8 - 18	2.094	1.89	3.543	0.394	0.457	0.33	70/140	---
948172	1/2"	1/2 - 14	2.343	2.05	3.543	0.583	0.520	0.47	50/100	---
948173	3/4"	3/4 - 14	2.618	2.20	3.780	0.748	0.563	0.68	30/60	---
948174	1"	1 - 11.5	3.000	2.579	4.528	0.945	0.630	1.11	20/40	---
948175	1-1/4"	1-1/4 - 11.5	3.563	2.953	4.528	1.260	0.709	1.70	12/24	---
948176	1-1/2"	1-1/2 - 11.5	3.965	3.346	5.512	1.575	0.717	2.50	9/18	---
948177	2"	2 - 11.5	4.496	3.681	5.512	1.969	0.748	3.57	6/12	---



POS	Components	Materials
1	Body	C37700
2	End Cap	CS7700
3	Ball Seat	PTFE
4	Ball	CS7700
5	Stem	CS7700
6	Stem Reducing	PTFE
7	Reducing Nut	CS7700
8	Lever Handle	1008



Locking Handle option



Tee handle option

WARNING: This product can expose you to chemicals, including lead, which are known to the State of California to cause cancer and birth defects or other reproductive harm. For more information, visit www.P65Warnings.ca.gov

ITALIAN MALE X FEMALE BALL VALVE

VALVES

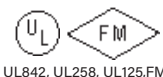
ITALIAN MALE X FEMALE BALL VALVE

• BRASS • 600WOG • FULL PORT

Gas Approved



CSA AGA 3.88 5 PSIG



UL842, UL258, UL125, FM

Made in Italy

ISO 9002 Manufacturer
FEATURES

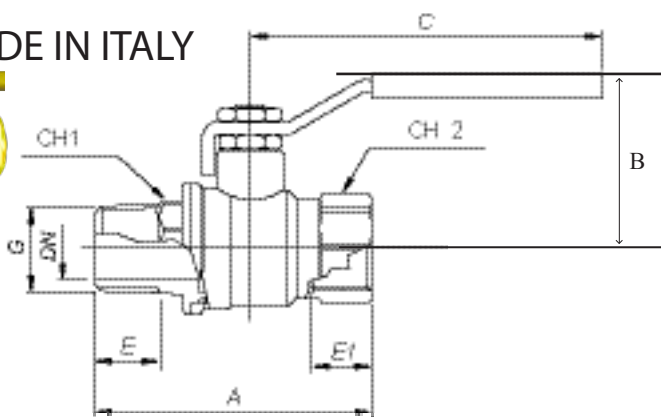
- Solid chrome plated brass ball
- Suitable for full range of liquids and gases.
- Minimal pressure drop due to large full size ports.
- Bottom loaded, pressure retaining stem.
- Pressure rated at 600psi (42 bars) WOG (non-shock) and 150psi (10.34 bars) saturated steam. Virgin TFE stem packing seal, thrust washer and seats.
- Yellow vinyl insulator on heavy duty plated carbon steel handles.
- Fast 1/4 turn open or close operation.
- Generic Handles
- Flow both directions.

- Low operating torque.
- Adjustable stem packing gland.
- Maximum operating temperature: 248°F (120°C) at 600 p.s.i
- Minimum operating temperature: -20°F (-40°C)
- KV: Pressure drop m³/h.
- Each valve individually tested.
- Forged Brass - for more strength.
- Threaded ends to ANSI B1.20.1
- Hard chromium plated solid ball
- Bottom entry, blow-out proof stem.
- Deeper threads - for better connections.

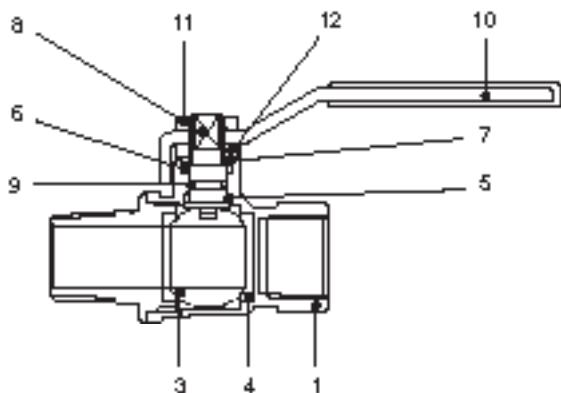


MIP x FIP

MADE IN ITALY



PART#	SIZE	DN	A	B	C	E	E1	CH1	CH2	WEIGHT	BOX/CASE	LIST
948101	1/4"	.39	2.18	1.53	3.28	.39	.43	.55	.75	0.35	24/96	---
948102	3/8"	.39	2.20	1.53	3.28	.43	.43	.71	.86	0.35	24/96	---
948103	1/2"	.57	2.54	1.57	3.28	.62	.46	.87	.98	0.42	14/56	---
948104	3/4"	.75	2.75	1.77	3.80	.55	.49	1.12	1.22	0.68	12/48	---
948105	1"	.94	3.23	2.03	3.80	.69	.59	1.34	1.50	0.95	6 /24	---
948106	1-1/4"	1.24	3.86	2.32	4.63	.81	.79	1.69	1.90	1.66	4/16	---
948107	1-1/2"	1.49	4.20	2.98	6.28	.85	.64	2.15	2.13	2.83	2/8	---
948108	2"	1.96	4.90	3.27	6.38	.90	.75	2.40	2.64	4.22	1/4	---



POS	Components	Materials	N
1	Body	CW617N Forged Brass	1
2	End Connection	CW617N Forged Brass	1
3	Ball	CW617N CP Brass	1
4	Ball Stems	P.T.F.E.	2
5	Stem Antif. Seat	P.T.F.E.	1
6	Stem Seat	P.T.F.E.	1
7	Brass Ring	CW617N Brass	1
8	Stem	CW617N Brass	1
9	O-Ring	NBR 80	1
10	Handle	UNI EN 10025 Steel	1
11	Nut	UN 5771 Steel	1
12	Nut	CW617N Brass	1

• Not Lead Free

WARNING: This product can expose you to chemicals, including lead, which are known to the State of California to cause cancer and birth defects or other reproductive harm. For more information, visit www.P65Warnings.ca.gov

TEE HANDLE BALL VALVE - MXF

VALVES

TEE HANDLE BALL VALVE - MALE X FEMALE

UL842, UL258

Features

- Thread conform ANSI B1.20.1
- Forged brass body
- Blow out proof stem design
- Packing nut, O-Ring and packing on the stem seal

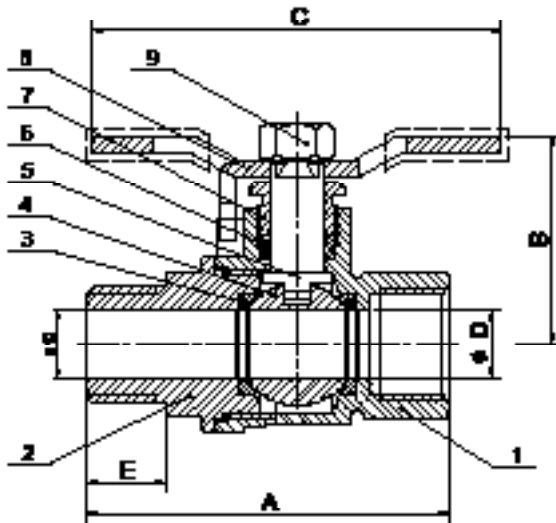
- Chrome Plated Brass Ball
- Handle with vinyl grip

Performance rating

- 600 PSI (WOG) 150 PSI (WSP) Service
- Temperature range: -20° F to 300° F
- Made in China
- Not lead free



PART#	SIZE	DIMENSION INCHES					Weight	Box/Case	List Price
	NPT	A	B	C	D	E			
948170T	1/4"	2.016	1.27	2.67	0.315	0.457	0.26	70/140	---
948171T	3/8"	2.094	1.213	2.67	0.394	0.457	0.33	70/140	---
948172T	1/2"	2.343	1.61	3.12	0.583	0.520	0.49	50/100	---
948173T	3/4"	2.618	1.26	3.12	0.748	0.563	0.66	30/60	---
948174T	1"	3.000	1.921	3.701	0.945	0.630	1.06	20/40	---
948176T	1-1/2"	3.965	2.717	4.331	1.575	0.717	2.46	9/18	----



Item	Part	Materials
1	Body	Brass
2	End Cap	Brass
3	Ball Seat	PTFE
4	Ball	C/P Brass
5	Stem	Brass
6	Stem Packing	PTFE
7	Packing Nut	Brass
8	T-Handle	Nickel plating steel
9	Stem Nut	Brass plating steel

WARNING: This product can expose you to chemicals, including lead, which are known to the State of California to cause cancer and birth defects or other reproductive harm. For more information, visit www.P65Warnings.ca.gov

LOCKING HANDLE BALL VALVES - FEMALE X MALE VALVES

LOCKING HANDLE BALL VALVES - FEMALE X MALE




UL842, UL258

Features

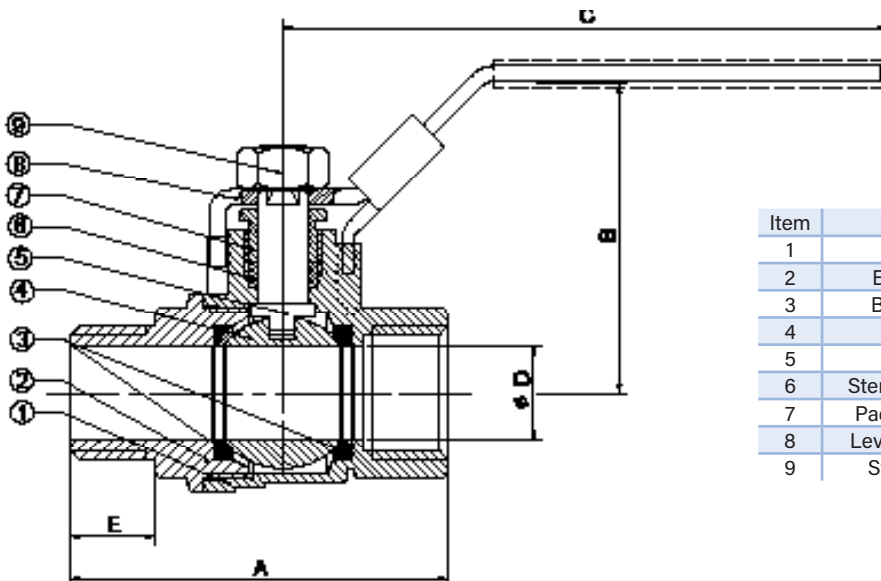
- Thread conform ANSI B1.20.1
- Forged brass body
- Blow out proof stem design
- Packing nut, O-Ring and packing on the stem seal
- Chrome Plated Brass ball
- Handle with vinyl grip

Performance rating

- 600 PSI (WOG) 150 PSI (WSP) Service
- Temperature range: -20° F to 300° F
- Made in China
- Not lead free



PART#	SIZE	DIMENSION INCHES					Weight	Box/Case	List Price
	NPT	A	B	C	D	E			
948170L	1/4"	2.016	1.732	3.543	0.315	0.457	0.32	70/140	---
948171L	3/8"	2.094	1.732	3.543	0.394	0.457	0.37	70/140	---
948172L	1/2"	2.343	1.941	3.543	0.583	0.520	0.50	50/100	---
948173L	3/4"	2.618	2.106	3.78	0.748	0.563	0.77	30/60	---
948174L	1"	3.000	2.579	4.528	0.945	0.630	1.21	20/40	---
948175L	1-1/4"	3.563	2.961	4.528	1.260	0.709	1.74	12/24	---
948176L	1-1/2"	3.965	3.366	5.36	1.575	0.717	2.58	9/18	---
948177L	2"	4.496	3.701	5.36	1.969	0.748	3.73	6/12	---



Item	Part	Materials
1	Body	Brass
2	End Cap	Brass
3	Ball Seat	PTFE
4	Ball	C/P Brass
5	Stem	Brass
6	Stem Packing	PTFE
7	Packing Nut	Brass
8	Lever Handle	Nickel plating steel
9	Stem Nut	Brass plating steel

WARNING: This product can expose you to chemicals, including lead, which are known to the State of California to cause cancer and birth defects or other reproductive harm. For more information, visit www.P65Warnings.ca.gov

VALVES

SPRING HANDLE/ RIGHT ANGLE**VALVES****BRASS SPRING HANDLE BALL VALVE**

Working pressure:600 PSI for brass

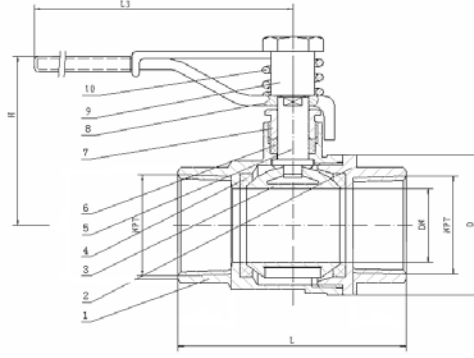
Temperature Range:-40°F to 365°F(-40°C to +185°C)

Material:Brass

Spring Lever Handle w/Vinyl Grip

Made in China

Not lead free



Part #	Part Name	Material
1	Body	Brass
2	Bonnet	Brass
3	Ball	Brass
4	Sealing Seat	PTFE
5	Stem	Stainless Steel
6	Packing Ring	PTFE
7	Gland	Brass
8	Handle	Stainless Steel
9	Bolt	Brass
10	Spring	Stainless Steel

PART#	SIZE	L	D	DN	H	L3	WTG	BOX/ CASE	LIST PRICE
947103	1/2"	2.19	1.24	0.59	1.83	4.24	0.54	10/80	---
947104	3/4"	2.38	1.5	0.75	2.19	4.24	0.72	5/40	---
947105	1"	3.23	1.91	0.98	2.49	4.71	1.32	5/30	---

RIGHT ANGLE BRASS BALL VALVE

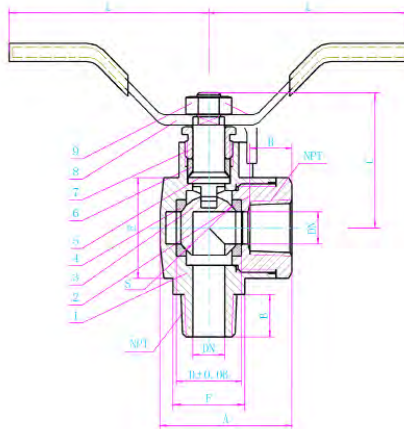
Working pressure: 250PSI

Temperature Range -40° to 400°F(-40 °C to +205 °C)

With lever Handle Polytetrafluoroethylene seats 2-pc,full port Heavy Duty forged Body Steel

Handle w/Vinyl GripMade in China

Not lead free



Part #	Part Name	Material
1	Body	Brass
2	Cap	Brass
3	Ball	Brass
4	Seat	PTFE
5	Stem	Brass
6	Stuffing	PTFE
7	Packing Nut	Brass
8	Handle	Steel
9	Nut	Brass

PART #	SIZE	A	B	C	D	S	DN	L	E	F	WTG	BOX/ CASE	LIST PRICE
947111	1/4	1.59	0.41	1.40	0.64	0.63	0.32	2.60	0.98	0.65	0.34	12/120	---
947112	3/8	1.59	0.41	1.40	0.73	0.71	0.39	2.60	0.98	0.65	0.36	12/120	---
947113	1/2	1.73	0.55	1.40	0.79	0.87	0.55	2.60	1.08	0.83	0.47	10/80	---

WARNING: This product can expose you to chemicals, including lead, which are known to the State of California to cause cancer and birth defects or other reproductive harm. For more information, visit www.P65Warnings.ca.gov

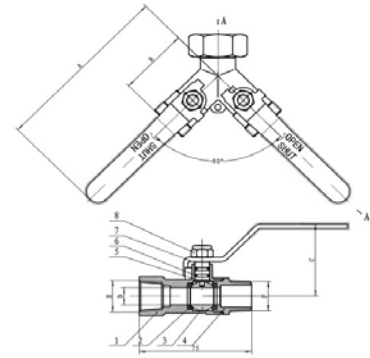
3 WAY AND SAFETY EXHAUST BALL VALVES

VALVES

3-WAY WYE BRASS BALL VALVE, VENTED AND UNVENTED

- Max. pressure: W.O.G. (water, oil, inert gas)
- Unvented Valve: 600psi@70°F
- Vented Valve: 250psi@70°F
- W.S.P. (working steam pressure)
- Unvented Valve: 150psi@365°F
- Vented Valve: Not related
- Vacuum Rating: 29"Hg
- Temperature Range: -40° to 365°F
- Ports: Full

Part#	Part Name	Material
1	Body	Brass Nickel Plated
2	Seat	PTFE
3	Ball	Brass, Cr. Plated
4	Cap	Brass Nickel Plated
5	Stem	Brass
6	O-Ring	Fluoroelastomer



Designed for the portable air compressor industry, these valves control the flow of water,

oil, and inert gases in two directions and are great for mixing and diverting. They have a single female inlet and two male outlets with two ball valves. Valves are Brass Nickel Plated and have chrome-plated brass balls, brass blow-out proof stems, PTFE seats and seals, and steel lever handles with vinyl grips. Vented valves have a drilled hole on the two valve balls and body that vents compressed air in the line when valve is closed. Connections: 1" NPT female inlet and 3/4" NPT male outlet. • Made in China • Not lead free



NON-VENTED

NOW WITH STAINLESS STEEL HANDLES




VENTED

EXHAUST VALVES

AUTOMATIC DRAIN & LATCH LOCK HANDLE

Full port hot forged brass ball valve, blow-out proof stem, downstream automatic vent with lockable handle in compliance with OSHA requirements.

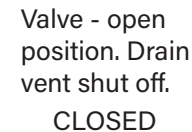
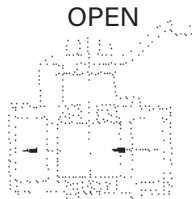
- Maximum working pressure: 200 PSI (CWP).
- Temperature rating: +15°F through +210°F.
- Made in Italy
- Not lead free



- w/ 10/32 UNP tap for drain.

PART#	SIZE	LIST PRICE
948131	1/4"	---
948132	3/8"	---
948133	1/2"	---
948134	3/4"	---

Valve - closed and draining occurs. Upstream seat prevents air flow. Downstream system is vented to atmosphere.

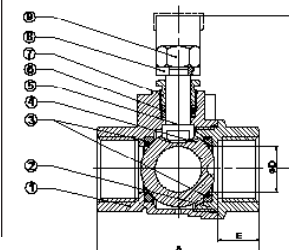


SAFETY EXHAUST BALL VALVE

- Threaded - Two Piece Body - Full Port
- Vented
- Blow-out Proof Stem - PTFE Seats
- 400 PSI WOG
- To Exhaust and Downstream Air in the Closed Position w/ locking lever handle.
- Made in China
- Not lead free
- 150 SWP



PART #	SIZE	A	B	D	E	LIST PRICE
948141	1/4"	1.756	1.88	0.394	0.457	---
948142	3/8"	1.756	1.88	0.394	0.457	---
948143	1/2"	2.047	2.13	0.583	0.520	---
948144	3/4"	2.362	2.28	0.748	0.563	---



MATERIAL LIST

Item	Part	Material
1	Body	Brass
2	End Cap	Brass
3	Ball Seal	PTFE
4	Ball	Brass
5	Stem	Brass
6	Stem Packing	PTFE
7	Packing Nut	Brass
8	Lever Handle	nickel plated steel
9	Stem Nut	nickel plated steel

WARNING: This product can expose you to chemicals, including lead, which are known to the State of California to cause cancer and birth defects or other reproductive harm. For more information, visit www.P65Warnings.ca.gov

VALVES

GAS BALL VALVES

VALVES



GAS BALL VALVES

ISO 9002 MANUFACTURER

Manual Valve

LISTED

Threaded NPT

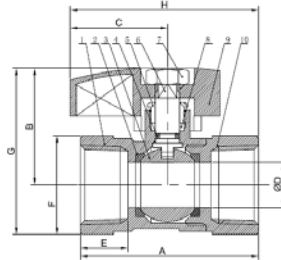


UL 842, UL 258, UL 125

CSA AGA 3.88 5 PSIG

FEATURES

- Material: C37700
- Forged brass, Regular port, Thread*Flare Thread
- Thread ends in ANSI B1.20.1
- Working temperature: 0-65°(32-149°)
- Pressure :1/2PSI;5PSI;
- ASME B16.44/CR91; ANSI Z21.15/CSA9.1
- UL 125 For LP-Gas 125psig
- Made in China

GAS BALL VALVE (2-PIECE)
FEMALE X FEMALE

NO.	ITEM	TOTAL	MATERIAL
10	BALL VALVE CAP	1	BRASS
9	HANDLE	1	AL-alloy
8	PACKING	1	PTFE
7	HANDLE NUT	1	PLATED STEEL
6	STEM	1	BRASS
5	PACKING NUT	1	BRASS
4	O-RING	1	NBR
3	BALL	1	BRASS
2	SEALING WASHER	2	PTFE
1	BALL VALVE BODY	1	BRASS

PART#	SIZE	WTG	BOX/CASE	LIST PRICE
943311	3/8"	0.35	10/100	---
943312	1/2"	0.44	10/100	---
943313	3/4"	0.62	10/100	---
943314	1"			

SIZE	∅D	A	B	C	E	F	G	H
3/8"	0.394	1.752	1.437	1.28	0.472	0.945	1.909	2.146
1/2"	0.394	2.204	1.437	1.28	0.606	1.043	1.961	2.461
3/4"	0.591	2.362	1.535	1.28	0.626	1.299	2.815	2.476



FLARE X FLARE

PART#	SIZE	LIST PRICE
943342	3/8	---
943343	1/2	---
943345	5/8	---
943344	15/16	---



FLARE X MIP

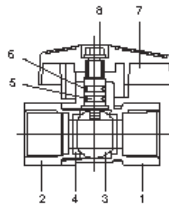
PART#	SIZE	LIST PRICE
943347	3/8 x 1/2	---
943348	1/2 x 1/2	---



FLARE X FIP

PART#	SIZE	LIST PRICE
943331	3/8 x 1/2	---
943332	1/2 x 1/2	---
943351	5/8 x 3/4	---

- For use with natural, manufactured, mixed liquified. petroleum and LP gas-air mixtures.
- Deeper thread connections. Smooth quarter-turn.
- Manufactured to ANSI Z21.15, C.G.A. 9.1-M81, 9.2-M88, 1/2 psig. 372 also to A.G.A.3-8, C.G.A. CR91-002, 2 psig.
- Solid chrome plated brass ball
- Bottom entry
- Blow out proof design.
- Double Fluoroelastomer o-rings stem seals
- Polytetrafluoroethylene seats for durability.
- Forged construction for greater strength.
- Larger ports for increased flow capacity.
- Red Reversible handle.
- May be used with water 400 WOG.

MADE IN ITALY

Components	Materials
1 Body	Forged Brass
2 End Connection	Forged Brass
3 Ball	Forged Brass
4 Ball Seats	P.T.F.E.
5 Stem	Brass
6 O-Ring	NBR
7 Butterfly	Steel
8 Screw	UNI 5771 Steel



CSA AGA 3.88 5 PSIG



Manual Valve

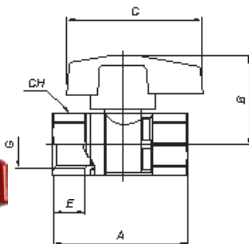
LISTED

Threaded NPT

UL 842, UL 258, UL 125

GAS BALL VALVES

FEMALE X FEMALE



RT#	SIZE	DIMENSION INCHES								WTG	Box/Case	
		G	DN	A	B	C	E	CH	PN in psi			
943212	1/2"	.47	2.26	1.45	2.28	.55	.98	600	0.33	20/80	---	
943213	3/4"	.59	2.48	1.57	2.28	.57	1.22	600	0.45	14/56	---	

Fax 1-800-877-5391

Sales@MidlandIndustries.com

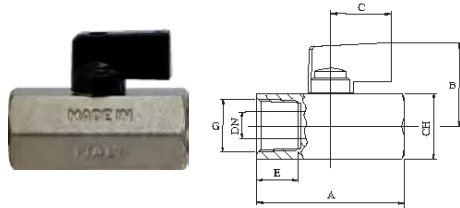
CHROME PLATED BRASS MINI BALL VALVES

VALVES

ITALIAN CHROME PLATED BRASS MINI BALL VALVE

ISO 9002 Manufacturer

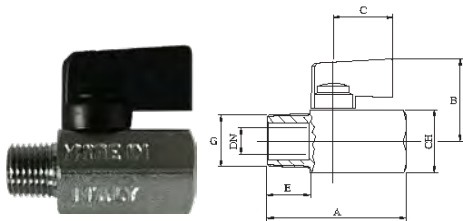
- | | | |
|------------------------------------------------------------------------------------------------------------------------------------------------------------------------------------------------------------------------------------------------------------------------------------------------------------------------------------------------------------------------------------------------------------------------------------------------------|-------------------|------------------------------------------------------------------------------------------------------------------------------------------------------------------------------------------------------------------------------------------------------------------------------------------------------------|
| <ul style="list-style-type: none"> • Solid chrome plated brass ball • Max working pressure 235 psi will handle 300psi@75° F • Longer body style for longer, deeper thread connections • One piece drawn sand blasted chrome plated body. • Each valve is seal tested for maximum safety. • Double seal system allows valve to be operated in both directions making installation easier. | <h3>FEATURES</h3> | <ul style="list-style-type: none"> • Blowout-proof brass stem. • NPT taper ANSI B1.20.1 threads. • 32°F to +176°F temperature. • 1/4 Turn Aluminium handle with mechanical stop. • NSF Approved valves available upon request. • Not lead free |
|------------------------------------------------------------------------------------------------------------------------------------------------------------------------------------------------------------------------------------------------------------------------------------------------------------------------------------------------------------------------------------------------------------------------------------------------------|-------------------|------------------------------------------------------------------------------------------------------------------------------------------------------------------------------------------------------------------------------------------------------------------------------------------------------------|



Made in Italy

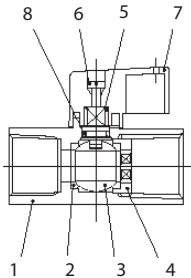
Female x Female

PART#	SIZE		DIMENSION INCHES							BOX/ CASE	LIST
	G	DN	A	B	C	E	CH	WTG			
46922I	1/4"	0.31	1.81	1.17	0.9	0.51	0.83	0.24	50/200	---	
46923I	3/8"	0.31	1.85	1.17	0.9	0.51	0.83	0.22	50/200	---	
46924I	1/2"	0.39	2.18	1.26	0.9	0.61	0.98	0.32	30/120	---	

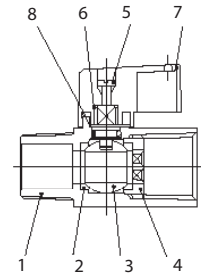


Male x Female

PART#	SIZE		DIMENSION INCHES							BOX/ CASE	LIST
	G	DN	A	B	C	E	CH	WTG			
46903I	1/4"	0.31	1.75	1.17	0.9	.40	0.83	0.20	50/200	---	
46904I	3/8"	0.31	1.81	1.17	0.9	.41	0.83	0.20	50/200	---	
46905I	1/2"	0.39	2.14	1.26	0.9	.52	0.98	0.30	40/160	---	



POS	Components	Materials	N
1	Body	CW517N Forged Brass	1
2	Ball Seats	P.T.F.E	2
3	Ball	CW517N CP Brass	1
4	Ring Unit	CW614N Brass	1
5	Stem	CW614N Brass	1
6	Screw	UNI 5771 Steel	1
7	Handle	Aluminum	1
8	O-Ring	NBR 80	1



WARNING: This product can expose you to chemicals, including lead, which are known to the State of California to cause cancer and birth defects or other reproductive harm. For more information, visit www.P65Warnings.ca.gov

VALVES

MINI BALL VALVES

VALVES

MINI BALL VALVES

- Chrome plated forged brass body
- Chrome plated brass ball
- NPT taper ANSI B1.20.1 threads*
- 450 PSI working pressure
- At 212°F - 355 PSI
- At 356°F - 142 PSI
- 1/4 Turn Alumzinc handle
- Not lead free
- Made in China



FEMALE X FEMALE - FLAG HANDLE

PART #	SIZE	DIMENSIONS (IN)				WT LBS	BOX/CASE	
		A	D(FLOW)	F	G			
46934	1/8	1.57	0.24	0.93	1.46	0.21	20/300	---
46935	1/4	1.57	0.31	0.93	1.46	0.20	20/300	---
46936	3/8	1.57	0.28	0.93	1.46	0.22	20/300	---
46937	1/2	1.77	0.35	0.93	1.56	0.24	20/200	---

MINI BALL VALVES W/FLUOROELASTOMER SEALS

FEMALE X FEMALE - TEE HANDLE



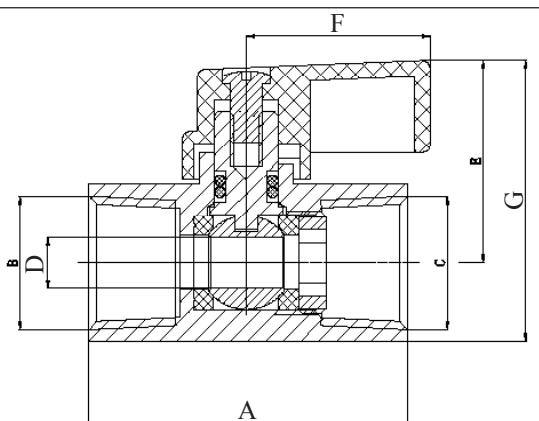
PART #	SIZE	DIMENSIONS (IN)				WT LBS	BOX/CASE	
		A	D(FLOW)	HANDLE	G			
46934LT	1/8	1.60	0.24	1.34	1.43	0.21	20/300	---
46935LT	1/4	1.57	0.31	1.34	1.43	0.20	20/300	---
46936LT	3/8	1.60	0.28	1.34	1.43	0.22	20/300	---

FEMALE X FEMALE - SCREWDRIVER



PART #	SIZE	DIMENSIONS (IN)		WT LBS	BOX/CASE	
		A	D(FLOW)			
46934LS	1/8	1.57	0.24	0.21	20/300	---
46935LS	1/4	1.57	0.31	0.20	20/300	---
46936LS	3/8	1.57	0.28	0.22	20/300	---
46937LS	1/2	1.77	0.35	0.24	20/200	---

- Not lead free



Pos	Components	Materials	N
1	Body	CP Forged Brass	1
2	Ball Seats	P.T.F.E.	2
3	Ball	CP Brass	1
4	Ring Unit	Brass	1
5	Stern	Brass	1
6	O-Ring - flag handle	NBR 80	1
6	O-Ring - all others	Fluoroelastomer	1

WARNING: This product can expose you to chemicals, including lead, which are known to the State of California to cause cancer and birth defects or other reproductive harm. For more information, visit www.P65Warnings.ca.gov



MINI BALL VALVES

VALVES

MINI BALL VALVES

- Chrome plated forged brass body
- Chrome plated brass ball
- NPT taper ANSI B1.20.1 threads*
- 450 PSI working pressure
- At 212°F - 355 PSI
- At 356°F - 142 PSI
- 1/4 Turn Alumzinc handle
- Not lead free
- Made in China



MALE X FEMALE - FLAG HANDLE

PART #	SIZE	DIMENSIONS (IN)				WT LBS	BOX/ CASE	
		A	D(FLOW)	F	G			
46930	1/8	1.57	0.24	0.93	1.46	0.17	20/300	---
46931	1/4	1.57	0.31	0.93	1.46	0.15	20/300	---
46932	3/8	1.57	0.28	0.93	1.46	0.21	20/300	---
46933	1/2	1.77	0.35	0.93	1.56	0.24	20/200	---

MINI BALL VALVES W/FLUOROELASTOMER SEALS



MALE X FEMALE - TEE HANDLE

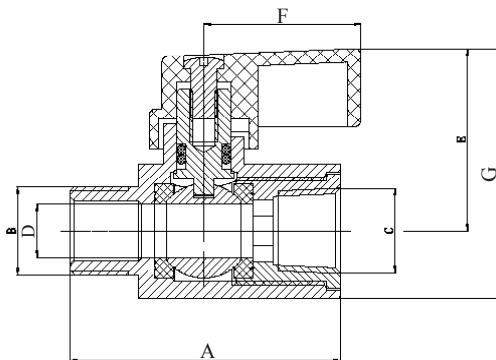
PART #	SIZE	DIMENSIONS (IN)				WT LBS	BOX/ CASE	
		A	D(FLOW)	HANDLE	G			
46930T	1/8	1.57	0.24	1.34	1.46	0.17	20/300	---
46931T	1/4	1.57	0.31	1.34	1.46	0.15	20/300	---
46932T	3/8	1.57	0.28	1.34	1.40	0.21	20/300	---
46933T	1/2	1.77	0.35	1.34	1.56	0.24	20/200	---



MALE X FEMALE - SCREWDRIVER

PART #	SIZE	DIMENSIONS (IN)		WT LBS	BOX/ CASE	
		A	D(FLOW)			
46930S	1/8	1.57	0.24	0.17	20/300	---
46931S	1/4	1.57	0.31	0.15	20/300	---
46932S	3/8	1.57	0.28	0.21	20/300	---
46933S	1/2	1.77	0.35	0.24	20/200	---

- Not lead free



Pos	Components	Materials	N
1	Body	CP Forged Brass	1
2	Ball Seats	P.T.F.E.	2
3	Ball	CP Brass	1
4	Ring Unit	Brass	1
5	Stern	Brass	1
6	O-Ring - flag handle	NBR 80	1
6	O-Ring - all others	Viton	1
7	Handle	Alumzinc	1
8	Screw	Steel	1

WARNING: This product can expose you to chemicals, including lead, which are known to the State of California to cause cancer and birth defects or other reproductive harm. For more information, visit www.P65Warnings.ca.gov

VALVES

FORGED BRASS MINI BALL VALVES

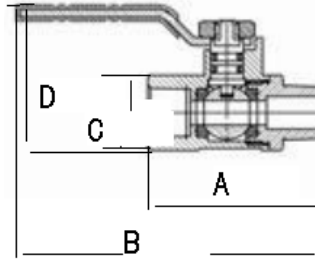
VALVES

FORGED BRASS MINI-BALL VALVES

- 180° operational handle, blow out proof stem. Stem with double "O" Rings
- 200 WOG
- Temp rating -20°F - 250°F
- Generic Handles
- Not lead free

NO	Part Name	Material	QTY
1	Nut	Steel	1
2	Handle	Steel	1
3	Cover	PVC	1
4	O-Ring	NBR	2
5	Stem	Brass	1
6	Body	Brass	1
7	Seat	Polyte	2
8	Ball Disc	Brass	1
9	End Plug	Brass	1

*Polyte Abbreviation for Polytetrafluoroethylene



FEMALE X FEMALE

PART #	SIZE	A	B	C	D	LIST PRICE
944113	1/8	1.53	2.80	0.73	1.42	---
944116	1/4	1.53	2.80	0.73	1.42	---
944117	3/8	1.73	2.90	0.87	1.50	---
944140	1/2	2.20	3.08	0.98	1.45	---



FEMALE X MALE

PART #	SIZE	A	B	C	D	LIST PRICE
944106	1/8	1.69	3.02	0.73	1.46	---
944100	1/4X1/8	1.28	2.90	0.66	1.32	---
944101	1/4	1.70	3.00	0.73	1.46	---
944102	3/8X1/4	1.78	2.50	0.89	1.50	---



MALE X MALE

PART #	SIZE	A	B	C	D	LIST PRICE
944107	1/8	1.70	2.94	0.65	1.42	---
944109	1/4	1.25	2.66	0.65	1.42	---
944110	3/8	1.90	2.98	0.73	1.42	---



HOSE BARB X MALE

PART #	SIZE	A	B	C	D	LIST PRICE
944132	1/4X1/8	2.05	2.91	0.73	1.51	---
944138	1/4X1/4	2.08	2.98	0.73	1.51	---
944128	3/8X1/4	2.08	3.04	0.73	1.51	---
944130	3/8X3/8	2.12	3.06	0.73	1.51	---



HOSE BARB X FEMALE

PART #	SIZE	A	B	C	D	LIST PRICE
944136	1/4X1/4	1.97	2.87	0.73	1.55	---



HOSE BARB X HOSE BARB

PART #	SIZE	A	B	C	D	LIST PRICE
944142	1/4X1/4	2.47	3.19	0.73	1.55	---

LEAD FREE

PART #	SIZE	A	B	C	D	LIST PRICE
944142LF	1/4	2.49	3.19	0.73	1.55	---

WARNING: This product can expose you to chemicals, including lead, which are known to the State of California to cause cancer and birth defects or other reproductive harm. For more information, visit www.P65Warnings.ca.gov

3 WAY BALL VALVE

VALVES

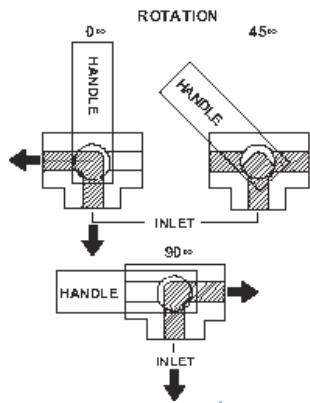
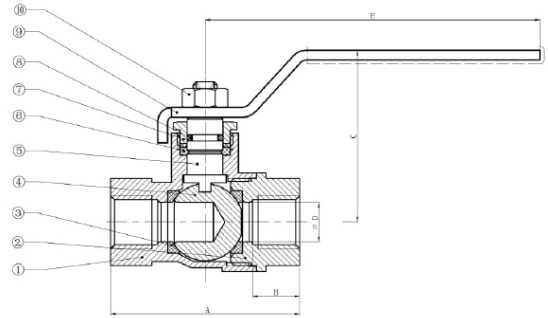
SIDE OUTLET 3-WAY BALL VALVE

• BRASS • 600WOG • FULL PORT

- Forged Brass
- 600 WOG
- Temp Rating 0-230°F
- 150 SWP



• Side outlet



- Full Port
- Blow-out proof stem
- double o-ring stem packing
- PTFE Seal
- Made in China
- Not lead free

Nomenclature & Materials


NO	Part Name	Material	Qty
1	Body	Brass	1
2	End Cap	Brass	1
3	Ball Seat	PTFE	1
4	Ball	Brass	1
5	Stem	Brass	2
6	Seal	PTFE	1
7	Impacted Nut	Brass	1
8	O-Ring	NBR	2
9	Lever Handle	Steel	1
10	Stem Nut	Steel	1

PART#	SIZE	I	H	D	L	A	WTG	BOX/CASE	LIST PRICE
940464	1/4"	1.89	1.73	0.39	3.58	0.47	0.51	50/100	---
940465	3/8"	1.89	1.73	0.39	3.35	0.47	0.57	50/100	---
940461	1/2"	2.11	1.80	0.50	3.58	0.51	0.65	30/60	---
940462	3/4"	2.56	2.16	0.74	4.31	0.55	0.99	20/40	---

BOTTOM OUTLET 3 WAY BALL VALVE

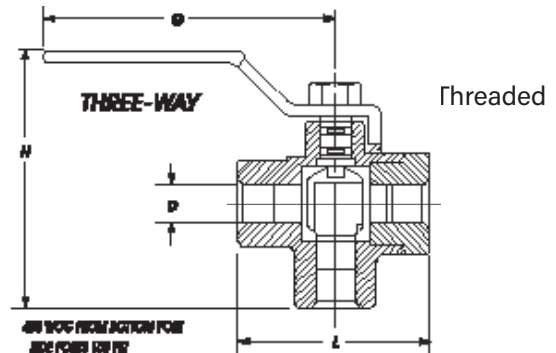
- Forged Brass
- Bottom Port is inlet 400 psi
- Side Ports are inlet 100 psi

- Polytetrafluoroethylene ball seats
- Double O-Ring Stem Seals - primary seal is Fluoroelastomer secondary seal is Aflas
- Blow out proof stem
- Made in USA
- Threaded ports
- Good for propane
- Not lead free
- Great for diesel fuel



- 90° Handle Rotation

• Bottom outlet



PART#	SIZE	D	G	H	L	CV	WTG	LIST PRICE
940121	1/4"	.44	3.50	3.12	2.25	5.2	0.76	---
940122	3/8"	.50	3.50	3.12	2.25	5.5	0.69	---
940123	1/2"	.50	3.50	3.12	2.25	5.5	1.00	---

MISCELLANEOUS VALVES

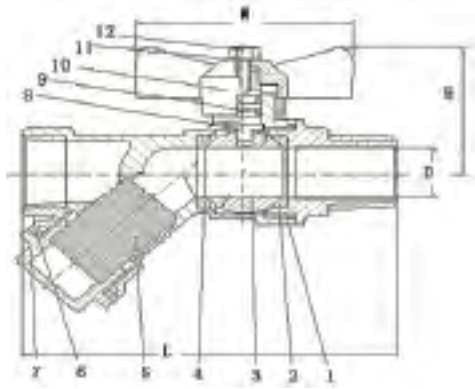
VALVES

BRASS BALL VALVE WITH STRAINER

All-in-One design for economical ,compact and convenient .With stamped stainless Steel Screen . 600PSI WOG Forged brass body,Crome plated ball ,PTFE ball seats and cap seal , and rubber o-ring stem seals. Not lead free



Part #	Part Name	Material
1	Body	Brass
2	Caps	Brass
3	Ball	Brass,Cr.Plated
4	Seat	PTFE
5	Filter	SS
6	Gasket	PTFE
7	Caps	Brass
8	Stem	Brass
9	O-Ring	Fluoroelastomer
10	Handle	Zinc
11	Spring Washer	S.S



PART #	SIZE	L	D	W	H	WTG	BOX/CASE	LIST PRICE
947133	1/2"x1/2"(MxF)	3.77"	0.59"	2.00"	1.50"	0.60	8/64	---
947134	3/4"x3/4"(MxF)	4.32"	0.75"	2.40"	1.85"	1.00	8/64	---

RADIATOR AIR VALVE COIN SLOT OR LOSSE KEY



PART #	SIZE	LIST PRICE
943284	1/8" MIP	---
943287	Key only	---

ANGLE SILLCOCKS

3/4" HOSE THREAD OUTLET

- Notched flange for convenient installation.
- Heavy brass construction.
- Cast Iron handle.
- Not lead free



PART #	FEMALE IPS		LIST PRICE
	SIZE	BOX	
942142	1/2	12	---

HOSE BIBBS 3/4" HOSE THREAD OUTLET



PART #	SIZE	WTG	IPS	
			BOX/ CASE	LIST PRICE
942170	1/2 (1/2"C)	0.33	10/100	---
942171	3/4	0.35	10/100	---

BENT NOSE GARDEN VALVES

- Heavy brass construction
- Cast iron handle
- Stuffing box
- Neoprene seal disc

PART #	SIZE	BOX	CASE	LIST
942100	1/2"	12	72	---
942101	3/4"	12	72	---
942102	1"	12	72	---



WARNING: This product can expose you to chemicals, including lead, which are known to the State of California to cause cancer and birth defects or other reproductive harm. For more information, visit www.P65Warnings.ca.gov

BRASS GATE VALVE

VALVES

BRASS GATE VALVE

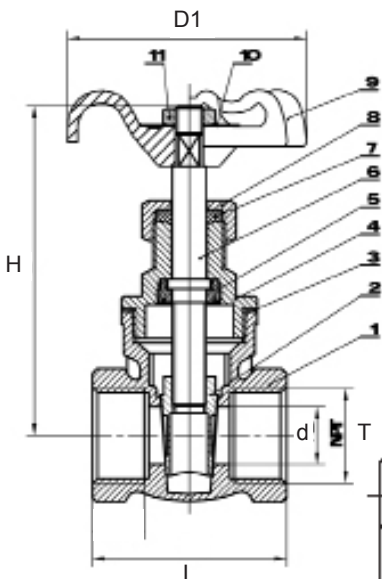
• BRASS • 200WOG • FULL PORT

- 200 WOG (cold water, oil, gas).
- Full-port design for a better water flow.
- Screw-in Bonnet - Non-Rising Stem - Solid Wedge
- NPT Threaded ends to ANSI B1.20.1
- Cast iron handle.
- Each valve individually air tested under water.
- Good for diesel fuel.
- Made in Indonesia
- Not lead free
- Temp. 32°-320°F



BRASS GATE VALVES IPS

PART#	SIZE	L	H	D1	D	T	S1	WEIGHT	BOX/CASE	LIST PRICE
940130	1/4	1.64	2.91	2.09	0.44	1/4-18 NPT	.85	0.60	10/120	---
940131	3/8	1.71	2.91	2.09	0.48	3/8-18 NPT	.85	0.59	10/120	---
940132	1/2	1.71	2.91	2.09	0.50	1/2-14 NPT	1.03	0.75	10/120	---
940133	3/4	1.71	3.06	2.13	0.74	3/4-14 NPT	1.26	0.83	10/80	---
940134	1	2.13	3.60	2.48	0.97	1-11.5 NPT	1.51	1.24	5/60	---
940135	1-1/4	2.24	4.50	2.66	1.22	1-1/4-11.5 NPT	1.89	1.69	5/40	---
940136	1-1/2	2.44	5.08	3.15	1.45	1-1/2-11.5 NPT	2.17	2.17	5/30	---
940137	2	2.70	5.94	3.52	1.85	2-11.5 NPT	2.60	3.30	2/12	---
940138	2-1/2	3.70	7.87	3.98	2.48	2-1/2-8 NPT	3.27	6.26	1/10	---
940139	3	4.02	8.82	4.37	2.80	3-8 NPT	3.86	8.26	1/4	---



	Description	Material
1	Body	C85700
2	Disk	C85700
3	Seat	PTFE
4	Cap	C85700
5	Packing	C85700
6	Stem	C85700
7	Rubber Seat	NBR
8	Packing Nut	C85700
9	Handle	Cast Iron
10	Nameplate	AL

Crown handle

1/2-1/4



X handle

1/2-1/4



Add "C" to part# for Crown handle, "X" for X handle.

Also Available SS Gate Valve



See Lead Free for lead free Gate Valves.



BRONZE GATE VALVE

VALVES

BRONZE IPS GATE VALVE**BRONZE GATE VALVE**

NUMBER	PART	MATERIALS	NOTE
1	NUT	HOT ROLLED (SAE 1010R)	
2	NAME PLATE	ALUMINUM	
3	HANDLE	CAST IRON (JIS Z22202)	
4	PACKING NUT	BRASS ROD (C37700)	
5	GLAND RING	BRASS ROD (C37700)	Size 1-1/4" ~ 4"
6	PACKING	GRAPHITE (LK 33 NAFG)	
7	BONNET	CAST BRONZE (C83600)	
8	PACKING	FIBRE	Size 2" ~ 4"
9	STEM	BRASS ROD (C37700)	Size 1/4" ~ 2"
		CAST BRONZE (C83600)	Size 2-1/2" ~ 4"
10	LOCKNUT	BRASS ROD (C37700)	
11	DISC	CAST BRONZE (C83600)	
12	BODY	CAST BRONZE (C83600)	

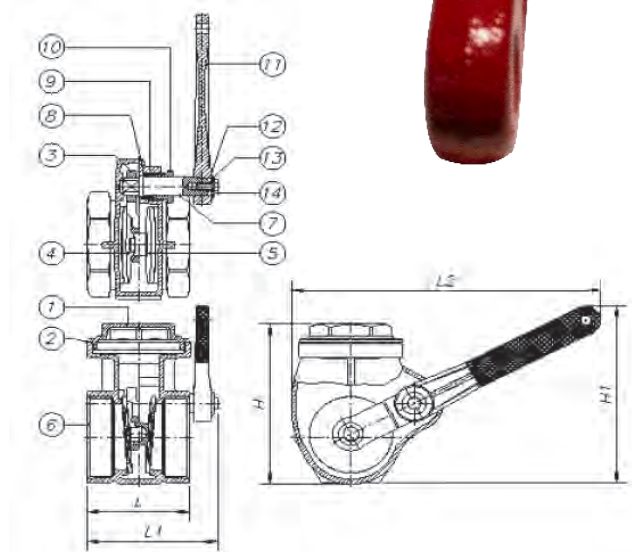

PART#	SIZE	DIMENSION (MM)		
		D	H	L
	1/4" FIP	53	74	43.5
	3/8" FIP	53	74	43.5
939132	1/2" FIP	53	74	43.5
939133	3/4" FIP	54	84	46
939134	1" FIP	63	99	54
939135	1-1/4" FIP	69	117	57
939136	1-1/2" FIP	80	129	62
939137	2" FIP	89.5	152	68.5
939138	2-1/2" FIP	101	200	94
939139	3" FIP	111	224	102
939140	4" FIP	127	251	115

QUICK OPENING GATE VALVE

VALVES

GATE VALVE QUICK OPENING

Features: Bronze Material, Threaded Ends, 200 WOG



MATERIAL SPECIFICATION

No.	Part	Bronze
1	BONNET	BRASS (C85700)
2	PACKING	FIBRE
3	ARM	BRASS (C85700)
4	DISC MALE	BRASS (C85700)
5	DISC FEMALE	BRASS (C85700)
6	BODY	BRASS (C85700)
7	STEM	BRASS (C37700)
8	WASHER	BRASS (C37700)
9	PACKING	Polytetrafluoroethylene POLYFLON(PTFE M-392)
10	PACKING NUT	BRASS (C37700)
11	HANDLE	CAST IRON (JIS Z2202) RUBBER COATING BRASS (C85700)
12	NAME PLATE	ALUMINIUM (A1100)
13	WASHER	HOT ROLLED (SAE 1010R)
14	HANDLE BOLT	HOT ROLLED (SAE 1010R)

PART #	SIZE	L	L1	L2	H	H1	BOX	CASE	LIST PRICE
941133	1/2"	45.6	60.6	119	56.8	52.8	10	50	---
941134	3/4"	51	62	126.3	68	87.5	10	50	---
941135	1"	58.3	72.3	155	78.7	90.2	10	30	---
941136	1-1/4"	30.1	78	180.2	89.5	104	5	25	---
941137	1-1/2"	66.7	85.3	196.6	99.2	131	6	18	---
941138	2"	76.4	90.3	250.6	119.3	143.7	2	10	---
941140	3"	101	129.2	305.6	172.2	191.3	2	6	---

WARNING: This product can expose you to chemicals, including lead, which are known to the State of California to cause cancer and birth defects or other reproductive harm. For more information, visit www.P65Warnings.ca.gov

VALVES

Y-PATTERN STRAINER

VALVES

CLASS 150 BRASS Y-PATTERN STRAINER

- Forged Brass body, size 1/4"-3".
- Pressure rating: 250 WOG (water, oil, gas)/PN25
125 WSP (Saturated Stem)
- NPT Threaded ends to ANSI B1.20.1
- Protects regulators, pumps, meters and other controls from damage due to sediment scale, metal chips or other foreign materials.
- Screwed cap is threaded & gasketed.
- Tapped drain plug opening in cap.
- 304 stainless steel screen #20 mesh.
- Self cleaning.
- Self cleaning can be accomplished by opening the valve or plug connected to the blow-off outlet.
- Made in Indonesia
- NOT LEAD FREE
- w/20 Mesh Screen
- Temp 180°F



PART#	SIZE	L	H	C (PLUG)	WEIGHT	BOX/CASE	LIST PRICE
940521	1/4"	2.57	1.95	NPT 3/8	.53	10/100	---
940522	3/8"	3.23	2.44	NPT 3/8	.71	12/48	---
940523	1/2"	3.23	2.44	NPT 3/8	.66	12/48	---
940524	3/4"	3.94	2.78	NPT 3/8	1.10	8/32	---
940525	1"	4.53	3.19	NPT 1/2	1.71	8/32	---
940526	1-1/4"	5.33	3.66	NPT 1/2	2.49	6/24	---
940527	1-1/2"	6.20	3.82	NPT 1/2	3.24	2/16	---
940528	2"	7.44	4.65	NPT 1/2	5.39	2/8	---
940529	2-1/2"	9.50	5.39	NPT 3/4	9.56	1/6	---
940530	3"	9.4	5.67	NPT 3/4	13.49	1/4	---

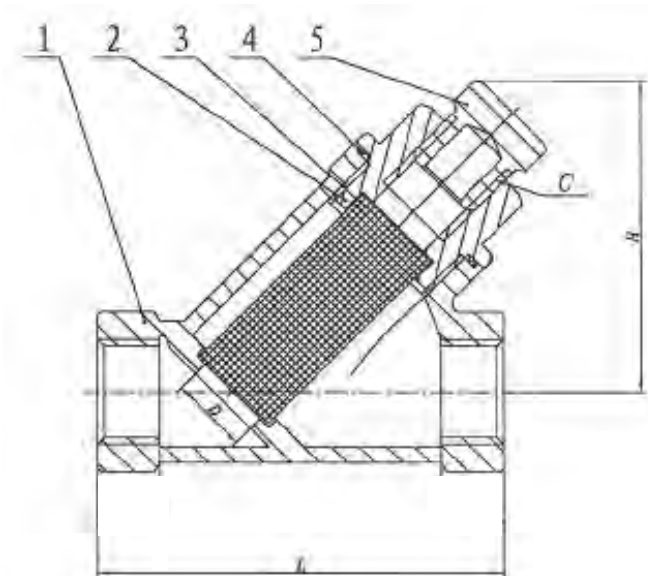
Add 'S' to part # for replacement screens



See Lead Free for 1/2" Lead Free



See Lead Free for SS Y Strainer



NO	Name	Material
1	BODY	C85700
2	BONNET	C85700
3	STRAINER	304 S.S.
4	SPRING SEAL	PTFE

WARNING: This product can expose you to chemicals, including lead, which are known to the State of California to cause cancer and birth defects or other reproductive harm. For more information, visit www.P65Warnings.ca.gov

BRASS SWING CHECK VALVES

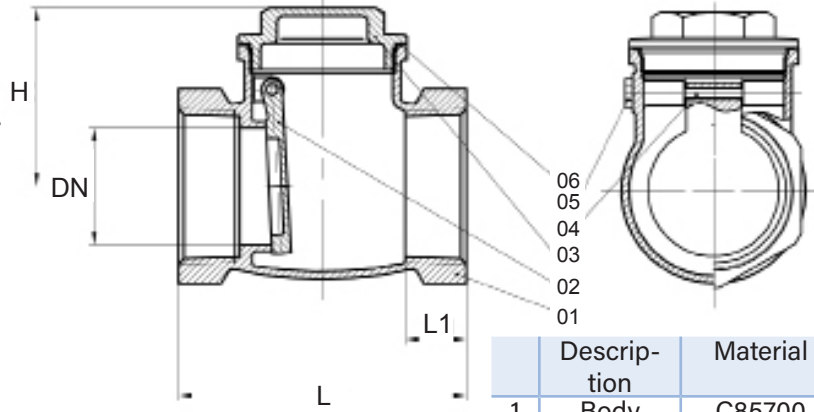
VALVES

BRASS SWING CHECK VALVES

- Working pressure non-shock: 200 psi W.O.G. (cold water, oil, gas) 125 psi WSP (saturated steam)
- Swing type disc.
- Screwed Cap.
- Hard Seat.
- 90° Straight Pattern.
- Used to prevent reverse flow in commercial and industrial applications.
- Threaded ends to ANSI B1.20.1

- Integral seat.
- Temp range -5° - 150F°
- NOT LEAD FREE
- Cracking pressure 3-5 psi

• Made in Indonesia



	Description	Material
1	Body	C85700
2	Disc	C85700
3	Cap	C85700

CAST BRASS SWING CHECK VALVES IPS SCREWED ENDS

PART #	SIZE	L	H	L1	DN	WEIGHT	BOX/CASE	LIST PRICE
940352	1/2	2.09	1.42	0.531	0.512	.41	10/100	---
940353	3/4	2.36	1.56	0.579	0.728	.56	10/80	---
940354	1	2.62	1.77	0.748	0.925	.80	8/40	---
940355	1-1/4	3.19	2.07	0.748	1.201	1.36	5/40	---
940356	1-1/2	3.54	2.16	0.846	1.417	1.56	5/20	---
940357	2	4.21	2.74	0.886	1.772	2.61	2/16	---
940358	2-1/2	5.14	3.09	1.063	2.224	4.55	1/8	---
940359	3	5.77	3.80	1.102	2.579	6.53	1/6	---
940360	4	6.84	4.25	1.102	3.602	10.18	1/4	---



See Lead Free Brass Swing Check Valves



See SS Swing Check Valves

WARNING: This product can expose you to chemicals, including lead, which are known to the State of California to cause cancer and birth defects or other reproductive harm. For more information, visit www.P65Warnings.ca.gov

VALVES

BRASS CHECK VALVES

VALVES

BRASS CHECK VALVES

S.S. SPRING LOADED BRONZE POPPET - For positive sealing & self-cleaning. Insures against leakage.

- Inline Lift Type - Resilient Discs - Spring Actuated - Threaded.
- Pressure rating: 200 WOG (water, oil, gas) / 125 WSP (Saturated Steam)
- Spring in stainless steel AISI 304. • Resilient washer hold/ disc in brass. • Forged Brass Body for 1/2"-2"
- Corrosion resistant material. • Can be used vertically or horizontally. • Opens & Closes with flow of media.
- No cracking pressure. • NOT LEAD FREE • Made in Indonesia

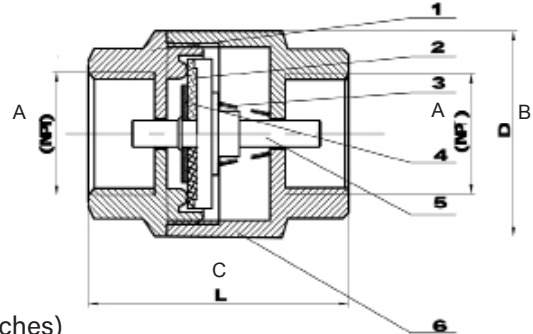


1/4 Made in Taiwan

Temp Range

-10°C - 110°C

14°F - 248°F



Brass Check Valve (Inches)

Part#	Size	Enters Pipe Size	A NPT	B	C	Weight	Box/Case	List Price
944428	1/4"	-	1/4"	1.00	2.29	.24	24/192	---
944429	3/8"	-	3/8"	1.00	2.07	.23	10/100	---
944430	1/2"	1-1/4"	1/2"	1.26	2.40	.42	10/100	---
944431	3/4"	1-1/4"	3/4"	1.45	2.74	.53	10/80	---
944432	1"	2"	1"	1.77	3.23	.85	6/48	---
944433	1-1/4"	2-1/2"	1-1/4"	2.13	3.62	1.18	4/40	---
944434	1-1/2"	3"	1-1/2"	2.29	4.04	1.40	5/30	---



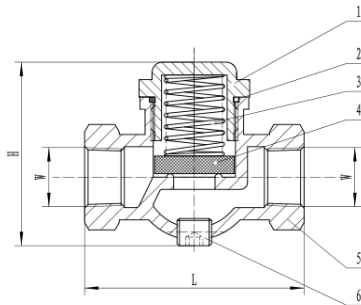
• See Lead Free Brass Check Valves



• See SS Check Valves

IN LINE CHECK VALVES VERTICAL OR HORIZONTAL

- Working Pressure: 250 PSI • Temperature Range: -40° to 450°F (-40° to 230°C)
- Cracking Pressure: 3 PSI • Made in China • Not lead free
- Applications: Air Compressor Discharge Lines, may also used on water or oil lines
- Construction: Cast Bronze Body, Corrosion Resistant Stainless Steel Spring to Ensure Long Life, 15% Glass Filled • Polytetrafluoroethylene Poppet, C360 Machined Brass Cap, 1/8 NPT Unloader Port is Standard • Repairable



Part#	Part Name	Material
6	Plug	Brass
5	Body	Bronze
4	Gasket	PTPF
3	Spring	S.Steel
2	O-ring	HNBR
1	Cap	Brass

PART #	SIZE	W	L	H	WTG	BOX/CASE	LIST PRICE
947140	1/8"	1/8	1.75	1.34	0.28	20/100	---
947141	1/4"	1/4	1.75	1.37	0.29	20/100	---
947142	3/8"	3/8	2.50	2.18	0.62	10/50	---
947143	1/2"	1/2	2.50	2.13	0.54	10/50	---
947144	3/4"	3/4	2.88	2.64	1.17	8/40	---
947145	1"	1	3.61	3.30	1.98	2/20	---

Fax 1-800-877-5391

Sales@MidlandIndustries.com

BRASS IN-LINE CHECK VALVES

VALVES

BRASS IN-LINE CHECK VALVES

High Capacity, Size 1/4"-2" 400 WOG, 2 1/2"-4" 175 WOG

- Soft Seat for Bubble Tight Shutoff, Spring Loaded for Fast Seating Action.
- Compact design.
- Low Cracking Pressure 1/2 psi.
- Flow Profile Designed to Minimize Head Loss.
- Perfect Seating both at High and Low Pressure, Wide Temperature Range: +10° to 210°F.
- Polyetherimide Disc to ensure the Best Resistance For Corrosion and Abrasion.
- Patented Disc Guide to Prevent Any Side Loading.
- Connection: FNPT x FNPT.
- Made in Italy • Not lead free

NBR for water, oils and general purpose.

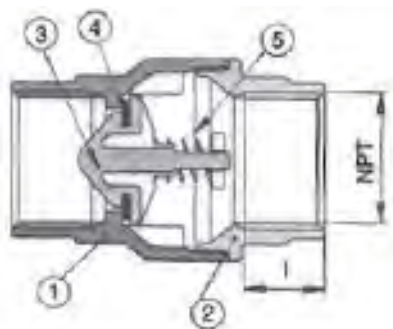
With Fluoroelastomer® Seal for fuels and hydrocarbons. Max working TEMPERATURE 325°F/125 psi steam

Add V to part# for Fluoroelastomer



BRASS IN-LINE CHECK

PART#	LIST PRICE	SIZE	I	PSI	LBS	CASE	FLUOR PART#	LIST PRICE
944401	---	1/4"	0.39	400	0.22	144		
944402	---	3/8"	0.40	400	0.18	144	944402V	---
944403	---	1/2"	0.60	400	0.32	144	944403V	---
944404	---	3/4"	0.65	400	0.49	90	944404V	---
944405	---	1"	0.66	400	0.71	90	944405V	---
944406	---	1-1/4"	0.68	400	1.13	30	944406V	---
944407	---	1-1/2"	0.68	400	1.53	30	944407V	---
944408	---	2"	0.69	400	2.28	12	944408V	---
944409	---	2-1/2"	0.93	175	4.83	4	944409V	---
944410	---	3"	1.01	175	6.70	4	944410V	---
944411	---	4"	1.09	175	12.43	2	944411V	---



NO	Part	Material	PCS
1	BODY	BRASS	1
2	END CONNECTION	BRASS	1
3	DISC	POLYETHERIMIDE	1
4	SEAT	100002 NBR	1
		100003 Fluoroelastomer	1
5	SPRING	STAINLESS STEEL	1

WARNING: This product can expose you to chemicals, including lead, which are known to the State of California to cause cancer and birth defects or other reproductive harm. For more information, visit www.P65Warnings.ca.gov

VALVES

316 SS FULL PORT VALVES

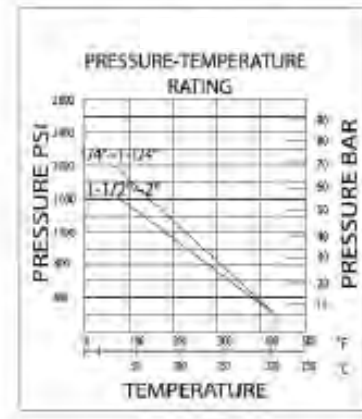
VALVES

316 SS 2-PC BALL VALVE, FULL PORT, THREADED END, 2000 PSI

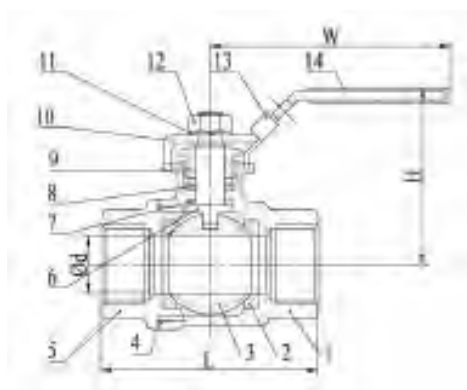
- Investment Castings for body and cap.
- Internal Entry blow-out proof stem.
- Pressure rating: 2000PSI.
- Threaded Ends: ANSI B2,1
- Material: CF8M (316SS)
- Pressure test: API 598
- Generic Handles



LOCKING HANDLE



PART#	SIZE	D	L	H	W	N.M	LBS/ PC	CASE	LIST PRICE
949171	1/4"	0.36	2.13	2.13	4.33	.157	0.64	80	---
949172	3/8"	0.50	2.13	2.16	4.33	.157	0.58	80	---
949173	1/2"	0.59	2.24	2.28	4.53	.197	0.71	70	---
949174	3/4"	0.79	2.76	2.40	4.53	.315	1.18	50	---
949175	1"	0.98	3.50	3.03	6.04	.394	2.33	30	---
949176	1-1/4"	1.25	4.12	3.19	6.04	.551	3.48	20	---
949177	1-1/2"	1.50	4.05	3.54	6.10	.709	4.03	14	---
949178	2"	1.96	4.90	4.25	6.10	.984	7.50	7	---



NO	Part	Material	QTY
1	BODY	316SS	1
2	BALL SEAT	PTFE	2
3	BALL	316SS	1
4	BODY SEAL	PTFE	1
5	CAP	316SS	1
6	STEM	SS316	1
7	THRUST WASHER	PTFE	1
8	PACKING	PTFE	1
9	GLAND NUT	SS304	1
10	HANDLE	SS304	1
11	WASHER	SS304	1
12	NUT	SS304	1
13	LOCK DEVICE	SS304	1
14	HANDLE COVER	PLASTIC	1

WARNING: This product can expose you to chemicals, including Chromium, which are known to the State of California to cause cancer and birth defects or other reproductive harm. For more information, visit www.P65Warnings.ca.gov



316 SS STANDARD PORT VALVES

VALVES

ONE PIECE STANDARD PORT BALL VALVE

316 Stainless Steel

1000 PSI

- Manufactured for harsh environments with female NPT threads.
- Locking handle for greater security.
- Standard port has restricted flow.
- Made with corrosion resistant stainless steel materials.
- PTFE seat and seals.
- Investment Castings for Body and Cap.
- Internal Entry Blow-out proof stem.
- Pressure rating: 1000PSI (PN63)
- Threaded Ends: ANSI B2.1
- Material: CF8M
- Pressure Test: API 598
- Generic handles

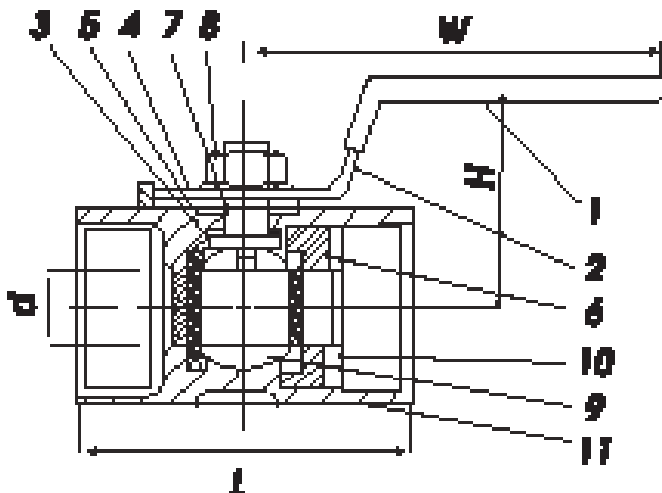


LOCKING HANDLE

Valves will accept a pad-lock on the handle.

PART#	SIZE	D	L	H	W	dimensions (inches)		
						WEIGHT	CASE	LIST PRICE
949101	1/4"	0.20	1.53	1.53	3.03	0.19	150	---
949102	3/8"	0.27	1.74	1.53	3.03	0.23	150	---
949103	1/2"	0.36	2.24	1.73	3.46	0.41	100	---
949104	3/4"	0.50	2.32	1.89	3.46	0.63	70	---
949105	1"	0.59	2.80	2.24	4.29	0.86	50	---
949106	1-1/4"	0.79	3.07	2.32	4.29	1.34	30	---
949107	1-1/2"	0.98	3.26	2.76	5.14	2.00	25	---
949108	2"	1.25	3.94	2.24	6.50	2.88	15	---

Larger sizes available on special order basis



Item	Parts	Material
1	Plastic Cover	Plastic
2	Handle	AISI 304 SS
3	Thrust Washer	PTFE
4	Packing Ring	AISI 304 SS
5	Stem Packing	PTFE
6	Seat	PTFE
7	Seat	AISI 316 SS
8	Stem Nut	AISI 304 SS
9	Ball	316SS ASTM-A351 CF8M
10	Cap	316SS ASTM-A351 CF8M
11	Body	316SS ASTM-A351 CF8M

SS = Stainless Steel

WARNING: This product can expose you to chemicals, including Chromium, which are known to the State of California to cause cancer and birth defects or other reproductive harm. For more information, visit www.P65Warnings.ca.gov

VALVES

316 SS TWO PIECE FULL PORT VALVES

VALVES

TWO PIECE FULL PORT BALL VALVE

316 Stainless Steel

1000 PSI

Materials: CFM8M (SS316)

Features:

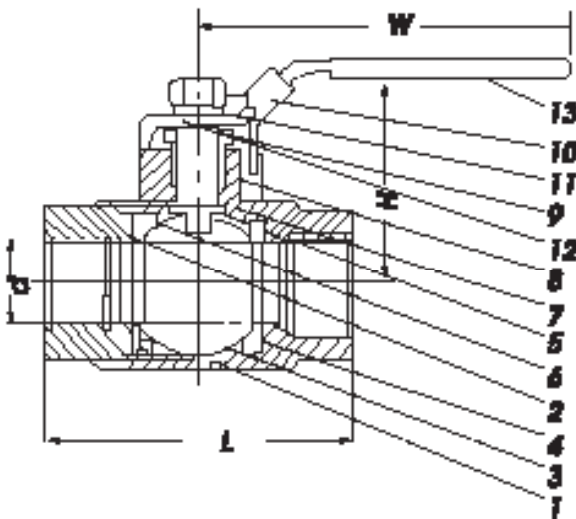
- Quality manufactured for harsh environments.
- Corrosion resistant.
- Investment Casting body
- Working pressure 1000 psi for W.O.G.
- Adjustable stem packing
- Pure Polytetrafluoroethylene seals and seats
- Temperature range: -60 to 450°F
- Blow-out proof stem and safe pressure-reducing hole
- 100% leakage tested at 100 psi air under water
- Hydrostatic test pressure: 1500 psi
- Locking handle w/ blue generic sleeve
- 125 Steam rated
- Generic Handles



Valves will accept a pad-lock on the handle.

dimensions (inches)

PART#	SIZE	D	L	H	W	WEIGHT	CASE	LIST PRICE
949161	1/4"	0.36	2.13	2.13	4.33	0.51	80	---
949162	3/8"	0.50	2.13	2.16	4.33	0.49	80	---
949163	1/2"	0.59	2.24	2.28	4.17	0.69	70	---
949164	3/4"	0.79	2.68	2.40	4.17	1.03	50	---
949165	1"	0.98	3.15	2.50	4.88	1.40	30	---
949166	1-1/4"	1.26	3.58	3.19	5.04	2.17	20	---
949167	1-1/2"	1.49	4.05	3.54	6.10	3.33	12	---
949168	2"	1.97	4.88	4.25	6.13	6.02	7	---
949170	3"	3.15	7.28	5.71	9.06	21.01	2	---
949180	4"	3.94	8.84	7.28	11.10	36.18	1	---



Item	Parts	Material
1	Body	316SS ASTM-A351 CF8M
2	Body Cap	316SS ASTM-A351 CF8M
3	Ball	316SS ASTM-A351 CF8M
4	Seat	Reinforced PTFE
5	Stem	AISI 316 SS
6	Seal	Reinforced PTFE
7	Thrust Washer	Reinforced PTFE
8	Packing	Reinforced PTFE
9	Gland Nut	AISI 304SS
10/11	Nut & Washer	AISI 304SS
12	Handle	AISI 304SS
13	Plastic Cover	Plastic

SS = Stainless Steel


WARNING: This product can expose you to chemicals, including Chromium, which are known to the State of California to cause cancer and birth defects or other reproductive harm. For more information, visit www.P65Warnings.ca.gov

316 SS MINI BALL VALVES

VALVES

STAINLESS STEEL MINI BALL VALVES

- 316 Stainless Steel
- Working pressure 400PSI
- Working Temperature -10°C to 150°C



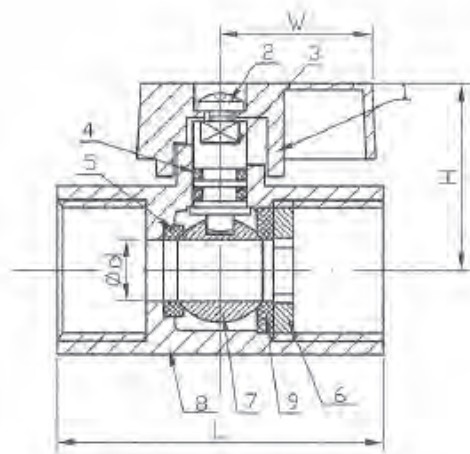
FEMALE PIPE x FEMALE PIPE

PART#	SIZE	W	D	H	L	WEIGHT	CASE	LIST PRICE
46934SS	1/8"	.898	.197	.985	1.693	.18	150	---
46935SS	1/4"	.898	.276	.984	1.693	.21	150	---
46936SS	3/8"	.898	.276	.984	1.693	.19	150	---
46937SS	1/2"	.898	.362	1.114	1.811	.26	100	---



MALE PIPE x FEMALE PIPE

PART#	SIZE	W	D	H	L	WEIGHT	CASE	LIST PRICE
46930SS	1/8"	.898	.197	.985	1.693	.18	150	---
46931SS	1/4"	.898	.276	.984	1.693	.18	150	---
46932SS	3/8"	.898	.276	.984	1.693	.19	150	---
46933SS	1/2"	.898	.362	1.114	1.811	.26	100	---



NO	Part	Material	QTY
1	LEVER	ALUMINIUM ALLOY	1
	HANDLES	PLASTIC	
2	BOLT	304	1
3	STEM	304/ 316	1
4	"O" RING	NBR	1~2
5	BALL SEAT (A)	PTFE	1
6	CAP	CF8/ CF8M	1
7	BALL	CF8/ CF8M	1
8	BODY	CF8/ CF8M	1
9	BALL SEAT (B)	PTFE	1

WARNING: This product can expose you to chemicals, including Chromium, which are known to the State of California to cause cancer and birth defects or other reproductive harm. For more information, visit www.P65Warnings.ca.gov

316 SS MINI BALL VALVES

VALVES

MINI STAINLESS STEEL BALL VALVE ,WITH BUTTERFLY HANDLE

1000PSI WOG , 150PSI WSP

Temperature Range: -36°F to + 368°F

Full Port for 1/4" , Standard port for 3/8" and 1/2"

316 Stainless Steel body and Ball

Polytetrafluoroethylene seats and sealing

• Fluoroelastomer O-Ring

• #316 Stainless Steel

• Made in China

FEMALE PIPE X FEMALE PIPE



PART #	SIZE FIP X FIP	DIMENSIONS IN						WTG	BOX	
		D	L	B (HEX)	H					
46922SS	1/4"×1/4"	0.314"	2.34"	22.1/0.87"	1.5"	0.33	36	---		
46923SS	3/8"×3/8"	0.314"	2.39"	22.1/0.87"	1.5"	0.39	36	---		
46924SS	1/2"×1/2"	0.314"	2.81"	24.9/0.98"	1.5"	0.43	36	---		

MALE PIPE X FEMALE PIPE

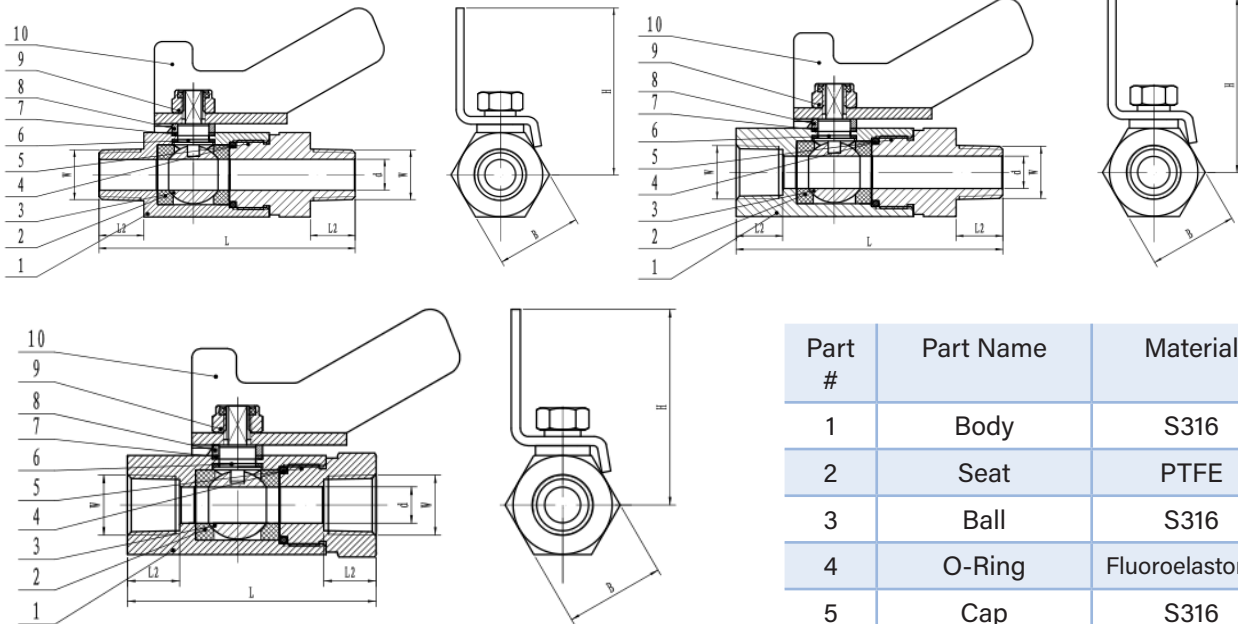


PART #	SIZE MIP X FIP	DIMENSIONS IN						WTG	BOX	
		D	L	B (HEX)	H					
46903SS	1/4"×1/4"	0.314"	2.45"	0.87"	1.5"	0.39	36	---		
46904SS	3/8"×3/8"	0.314"	2.45"	0.87"	1.5"	0.36	36	---		
46905SS	1/2"×1/2"	0.314"	2.81"	0.98"	1.5"	0.41	36	---		

MALE PIPE X MALE PIPE



PART #	SIZE MIP X MIP	DIMENSIONS IN						WTG	BOX	
		D	L	B (HEX)	H					
46912SS	1/4"×1/4"	0.314"	2.59"	0.87"	1.5"	0.33	36	---		
46913SS	3/8"×3/8"	0.314"	2.65"	0.87"	1.5"	0.34	36	---		
46914SS	1/2"×1/2"	0.314"	2.47"	0.98"	1.5"	0.63	36	---		



Part #	Part Name	Material
1	Body	S316
2	Seat	PTFE
3	Ball	S316
4	O-Ring	Fluoroelastomer
5	Cap	S316
6	Stem	S316
7	Stem Bottom Seal	PTFE
8	Stem Up Seal	PTFE

WARNING: This product can expose you to chemicals, including Chromium, which are known to the State of California to cause cancer and birth defects or other reproductive harm. For more information, visit www.P65Warnings.ca.gov

304 SS CHECK VALVES

VALVES

#304 STAINLESS STEEL CHECK VALVE

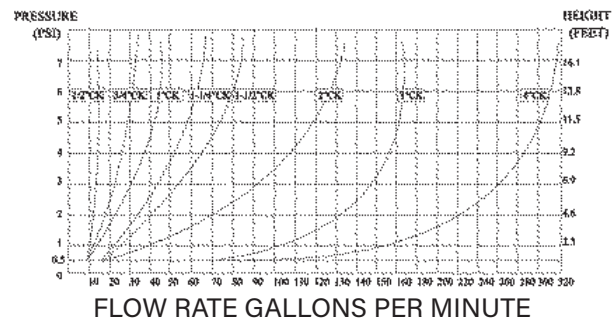
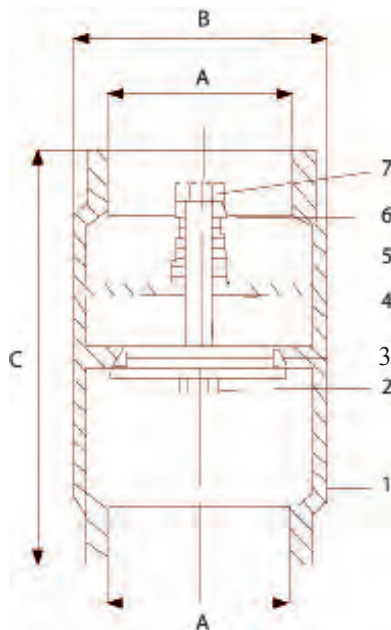
- No Lead.
- Water wells need a check valve installed above the pumps between lengths of drop pipes.
- Opens & Closes with flow of media.
- No cracking pressure.
- Working pressure unavailable.
- Made in Taiwan



DIMENSIONS (INCHES)

PART#	SIZE	A NPT	B	C	BOX/CASE	LIST PRICE
949430	1/2"	1/2"	1.26	2.43	10/100	---
949431	3/4"	3/4"	1.50	2.72	10/80	---
949432	1"	1"	1.77	3.23	10/60	---

More sizes available on a special order basis.



NO	Part	Material
1	Body	S.S 304
2	Stopper	S.S 304
3	O-Ring	Fluor
4	Washer	PE
5	Spring	S.S 304
6	Cap	S.S 304
7	Nut	S.S 304

FLUOR* ABBREVIATION FOR FLUOROELASTOMER

WARNING: This product can expose you to chemicals, including Chromium, which are known to the State of California to cause cancer and birth defects or other reproductive harm. For more information, visit www.P65Warnings.ca.gov

VALVES

SS IN-LINE CHECK VALVES

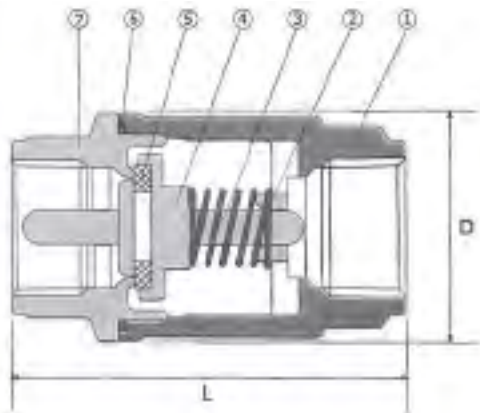
VALVES

STAINLESS STEEL IN-LINE CHECK VALVE**High Capacity, Size 1/4"-2" 800 WOG**

- Soft PTFE Seat for Bubble Tight Shutoff, Spring Loaded for Fast Seating Action
- Low Cracking Pressure 1/2 psi.
- Flow Profile Designed to Minimize Head Loss.
- Perfect Seating both at High and Low Pressure, Wide Temperature Range: +10° to 450°F.
- Corrosion Resistant-Excellent for use on Chemicals.
- ASTM A351-CF8M Investment Casting.
- Connection: FNPT x FNPT.
- 125WSP Saturated Steam.
- ANSI B1.20.1 Threads.
- Dual Guided Stem & Disc.
- Made in Italy

**STAINLESS STEEL IN-LINE CHECK**

PART#	SIZE	D	L	PSI	LBS	LIST PRICE
949401	1/4"	1.15	2.25	800	0.36	---
949402	3/8"	1.16	2.25	800	0.34	---
949403	1/2"	1.35	2.31	800	0.40	---
949404	3/4"	1.81	2.87	800	0.85	---
949405	1"	2.13	3.50	800	1.30	---
949406	1-1/4"	2.46	4.18	800	2.50	---
949407	1-1/2"	2.88	4.93	800	3.40	---
949408	2"	3.56	6.00	800	6.0	---



NO	Part	Material	PCS
1	BODY	ASTM A351-CF8M	1
2	SPRING	SS316	1
3	CENTER GUIDE	ASTM A351-CF8M	1
4	DISC	ASTM A351-CF8M	1
5	SEAT	PTFE	1
6	GASKET	PTFE	1
7	END CAP	ASTM A351-CF8M	1

WARNING: This product can expose you to chemicals, including Chromium, which are known to the State of California to cause cancer and birth defects or other reproductive harm. For more information, visit www.P65Warnings.ca.gov




316 SS SPRING CHECK VALVES

VALVES

SPRING CHECK VALVE


- Working Pressure: 1500PSI (PN100)
- Working Temperature: -10 -150°C
- Opening Pressure: 2~3PSI
- Suitable Medium: W.O.G.
- Threaded End: NPT
- Made in China

FEMALE PIPE x FEMALE PIPE



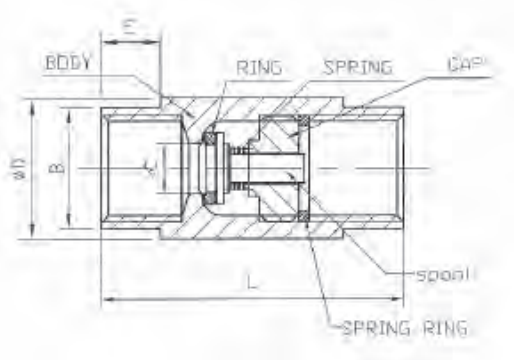
PART#	SIZE	L	C	D	B	E	LBS/PC	CASE	LIST PRICE
949451	1/4"	2.165	.217	.748	.699	.394	.19	200	---
949452	3/8"	2.165	.295	.866	.787	.394	.21	160	---
949453	1/2"	2.165	.413	1.063	.945	.472	.31	100	---
949454	3/4"	2.677	.591	1.417	1.26	.472	.71	60	---
949455	1"	3.268	.787	1.693	1.496	.591	1.14	36	---

MALE PIPE x FEMALE PIPE



PART#	SIZE	L	C	D	B	E	LBS/PC	CASE	LIST PRICE
949471	1/4"	2.165	.217	.748	.699	.394	.176	200	---
949472	3/8"	2.165	.295	.866	.787	.394	.22	160	---
949473	1/2"	2.165	.413	1.063	.945	.472	.27	100	---
949474	3/4"	2.677	.591	1.417	1.26	.472	.62	65	---
949475	1"	3.268	.787	1.693	1.496	.591	1.05	40	---

FLOWS MALE -> FEMALE



NO	Part	Material	QTY
1	BODY	316	1
2	RING	Rubber	1
3	SPRING	304	1
4	CAP	CF8M	1
5	SPOOL	304/316	1
6	SPRING RING	304	1

WARNING: This product can expose you to chemicals, including Chromium, which are known to the State of California to cause cancer and birth defects or other reproductive harm. For more information, visit www.P65Warnings.ca.gov

VALVES

SS Y-SPRING/ BARREL CHECK VALVES

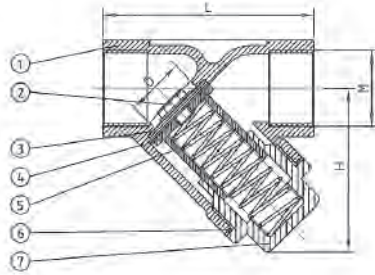
VALVES

Y-SPRING CHECK VALVE

- Working Pressure: 800PSI (PN55)
- Working Temperature: -10 -150°C
- Opening Pressure: 1.5PSI
- Suitable Medium: W.O.G.
- Made in China



PART#	SIZE	L	H	D	LBS/ PC	CASE	LIST PRICE
949481	1/4"	2.559	1.661	.472	.44	70	---
949482	3/8"	2.559	1.661	.472	.51	70	---
949483	1/2"	2.559	1.634	.591	.51	100	---
949484	3/4"	3.15	2.067	.787	.93	80	---
949485	1"	3.543	2.657	.984	1.25	40	---
949486	1-1/4"	4.134	2.795	1.26	2.20	30	---
949487	1-1/2"	4.724	3.169	1.575	3.24	24	---
949488	2"	5.512	3.74	1.969	5.21	10	---



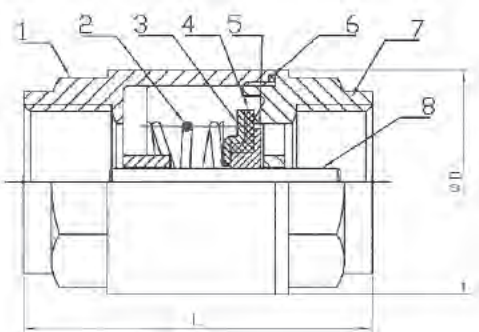
NO	Part	Material	QTY
1	BODY	CF8M/ CF8	1
2	BOLT	304	1
3	SEAT	Polytetrafluoroethylene	1
4	DISC	304	1
5	SPRING	304	1
6	GASKET	Polytetrafluoroethylene	1
7	CAP	CF8M/ CF8	1

2PC BARREL TYPE SPRING CHECK VALVE

- Working Pressure: 300PSI (PN20)
- Working Temperature: -10 -120°C
- Opening Pressure: 2PSI
- Suitable Medium: W.O.G.
- Threaded end: NPT
- Made in China



PART#	SIZE	L	D	LBS/ PC	CASE	LIST PRICE
949441	1/4"	2.00	1.142	.27	100	---
949442	3/8"	2.00	1.142	.24	100	---
949443	1/2"	2.24	1.28	.36	100	---
949444	3/4"	2.44	1.594	.54	60	---
949445	1"	2.95	1.89	.88	30	---
949446	1-1/4"	3.23	2.362	1.39	18	---
949447	1-1/2"	3.46	2.756	1.81	25	---
949448	2"	3.94	3.425	2.86	14	---



NO	Part	Material	QTY
1	BODY	CF8M/ CF8	1
2	BOLT	304	1
3	SEAT	NBR	1
4	DISC	304	1
5	SPRING	316/ 304	1
6	GASKET	PTFE	1
7	CAP	CF8M/ CF8	1

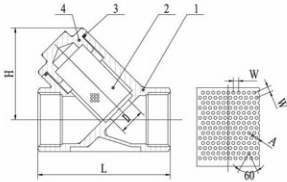
WARNING: This product can expose you to chemicals, including Chromium, which are known to the State of California to cause cancer and birth defects or other reproductive harm. For more information, visit www.P65Warnings.ca.gov

316 SS MISCELLANEOUS VALVES

VALVES

#316 SS Y STRAINER

- Investment Castings for Body
- Pressure Rating: 800PSI (PN40)
- Threaded Ends: ANSI B2.1
- Material: CF8M (#316 SS)
- Pressure Test: API 598
- Made in China



- 40 Mesh screen

Part	Material	QTY
1 BODY	CF8M	1
2 SCREEN	SS316	1
3 JOINT GASKET	PTFE	1
4 BONNET	CF8M	1

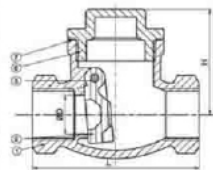
PART #	SIZE	D	L	H	W	ØA	LBS	LIST PRICE
949521	1/4"	.38"	2.53	51	1.69	1	0.44	---
949522	3/8"	.48"	2.53	51	1.69	1	0.38	---
949523	1/2"	.59"	2.53	51	1.76	1	0.46	---
949524	3/4"	.79"	3.12	60	2.07	1	0.69	---
949525	1"	.98"	3.57	72	2.67	1	1.27	---
949526	1-1/4"	1.26"	4.17	77	2.9	1	1.74	---
949527	1-1/2"	1.57"	4.71	87	3.23	1	2.38	---
949528	2"	1.96"	5.49	102	3.88	1	3.57	---

316 SS SWING CHECK VALVE

- 200PSI(PN16)
- Threaded Ends: ANSI B2.1
- Material: CF8M (#316 SS)
- Pressure Test: API 598
- Made in China



Part	Material	QTY
1 BODY	CF8M	1
2 DISC	CF8M	1
3 PIPE PLUG	CF8	1
4 SCREW	CF8	1
5 SCREW GASKET	PTFE	1
6 CAP	CF8M	1
7 CAP GASKET	PTFE	1



PART #	SIZE	D	L	W	LBS	LIST PRICE
949353	1/2"	.59"	2.45	1.66	0.53	---
949354	3/4"	.79"	2.92	1.82	0.73	---
949355	1"	.98"	3.41	2.06	1.2	---
949356	1-1/4"	1.26"	3.93	2.32	1.79	---
949357	1-1/2"	1.57"	4.54	2.54	2.18	---
949358	2"	1.96"	5.3	2.78	3.03	---

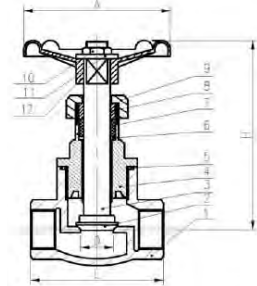
CF8 = 304SS

316 SS GLOBE VALVES

- 200PSI(PN16)
- Threaded Ends: ANSI B2.1
- Material: CF8M (#316 SS)
- Pressure Test: API 598
- Made in China



Part	Material	QTY
1 BODY	CF8M	1
2 DISC	CF8M	1
3 STEM	304SS	1
4 CAP	CF8M	1
5 SEAL	PTFE	1
6 GASKET	304SS	1
7 PACKING	PTFE	1
8 GASKET	CF8	1
9 GLAND	304SS	1
10 NUT	304SS	1
11 SPRING WASHER	CF8	1
12 HANDLE WHEEL	Steel	1



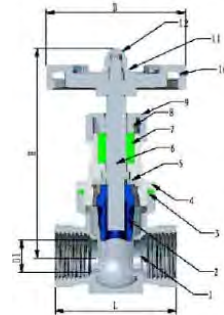
PART #	SIZE	L	LBS	LIST PRICE
949303	1/2	2.64	0.89	---
949304	3/4	3.19	1.3	---
949305	1	3.46	1.72	---
949306	1-1/4	3.81	2.33	---
949307	1-1/2	4.25	3.11	---
949308	2	5.1	4.38	---

316 SS GATE VALVES

- 200PSI(PN16)
- Threaded Ends: ANSI B2.1
- Material: CF8M (#316 SS)
- Pressure Test: API 598
- Made in China



Part	Material	QTY
1 BODY	CF8M	1
2 DISC	CF8M	1
3 SEAL	CF8M	1
4 CAP	CF8M	1
5 SEAL	PTFE	1
6 STEM	304SS	1
7 SEAL	PTFE	1
8 GLAND	304SS	1
9 NUT	304SS	1
10 HANDLE WHEEL	Steel	1
11 GASKET	PTFE	1
12 CAP NUT	CF8	1



PART #	SIZE	L	D	D1	H	LBS	LIST PRICE
949253	1/2	2.07	2.54	0.55	3.37	0.78	---
949254	3/4	2.28	2.89	0.74	4.03	0.99	---
949255	1	2.42	2.89	0.95	4.46	1.25	---
949256	1-1/4	2.79	3.06	1.18	4.86	1.76	---
949257	1-1/2	2.92	3.79	1.49	5.53	2.59	---
949258	2	3.3	4.17	1.85	6.12	3.54	---

WARNING: This product can expose you to chemicals, including Chromium, which are known to the State of California to cause cancer and birth defects or other reproductive harm. For more information, visit www.P65Warnings.ca.gov

CARBON STEEL BALL VALVES

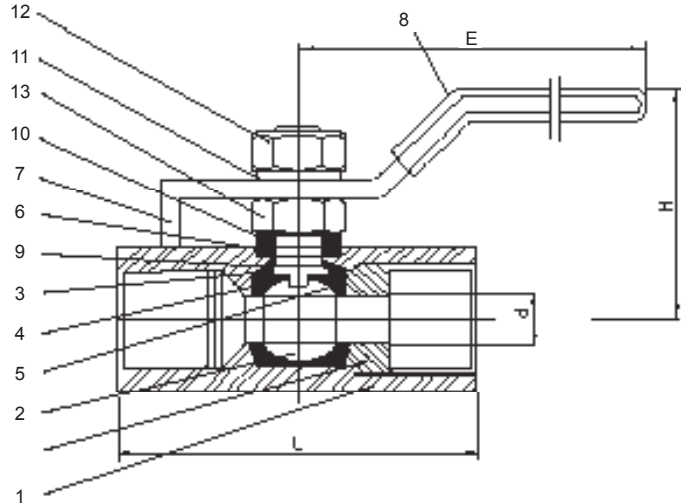
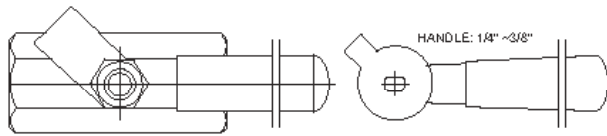
VALVES

STANDARD PORT CARBON STEEL BALL VALVE

- For chemical and industrial applications.
- Blow-out proof stem design.
- 100% air tested under water, at 100 psi, open and closed positions.
- Made in China
- Generic handles

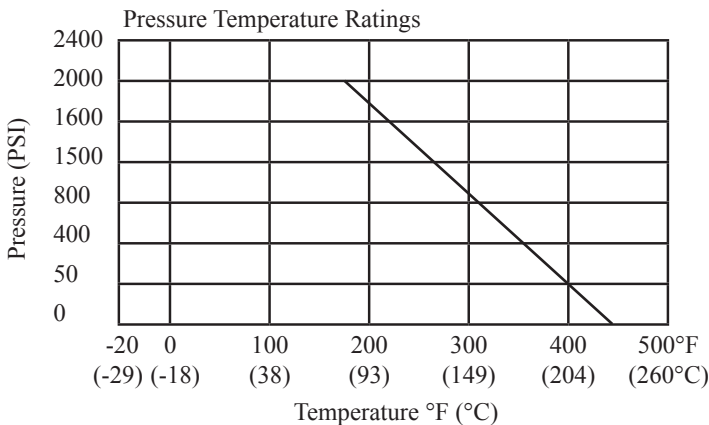
SPECIFICATIONS

- Working Pressure: 1/4" ~ 1" 2000 psi WOG, 1-1/4" ~ 2" 1500 psi WOG,
- Temperature Range: -60° to 450°F
- End types: Threaded
- 1 piece ball valve
- Reinforced PTFE seat



2000 PSI STANDARD PORT

PART #	SIZE	D	H	E	L	WTG	BOX/ CASE	LIST PRICE
949121	1/4	.20	1.38	2.95	1.71	0.25	24/96	-----
949122	3/8	.28	1.30	3.27	1.87	0.32	100/200	-----
949123	1/2	.36	2.36	4.53	2.20	0.67	50/100	-----
949124	3/4	.49	2.72	4.53	2.58	1.06	50/100	-----
949125	1	.59	2.95	5.00	3.19	1.17	25/50	-----
949126	1-1/4	.78	3.07	5.29	3.94	3.15	15/30	-----
949127	1-1/2	0.98	3.39	5.29	3.94	2.15	15/30	-----
949128	2	1.26	3.86	5.29	4.49	6.21	10/20	-----



Item	Parts	Material
1	Body	ASTM A216 WCB
2	Ball	ASTM A351 CF8
3	Stem	304
4	Ball Seat	PTFE
5	Cap Seal	PTFE
6	Packing	PTFE
7	Handle	SS304
8	Handle Sleeve	Vinyl Grip
9	Thrust Washer	PTFE
10	Gland	SS304
11	Washer	SS304
12	Handle Nut	SS304
13	Stem Nut	SS304

WARNING: This product can expose you to chemicals, including Cobalt, which are known to the State of California to cause cancer. For more information, visit www.P65Warnings.ca.gov



CARBON STEEL FULL PORT BALL VALVES

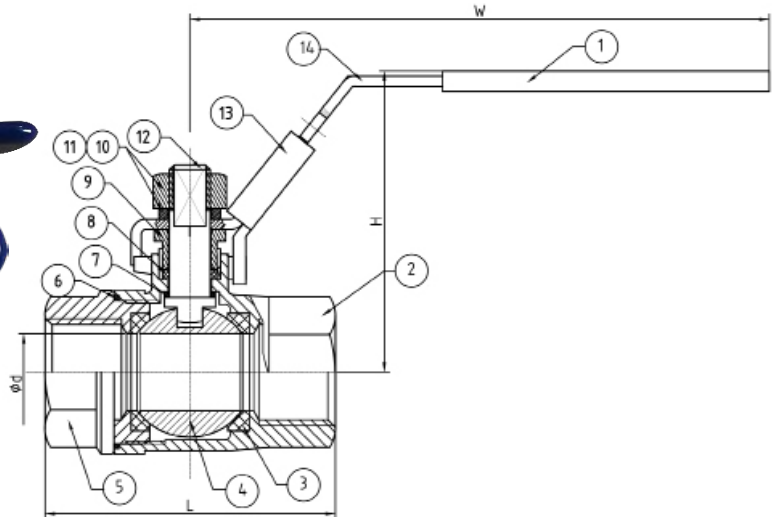
VALVES

2000 PSI CARBON STEEL 2PC FULL PORT BALL VALVE

• 2 PIECE

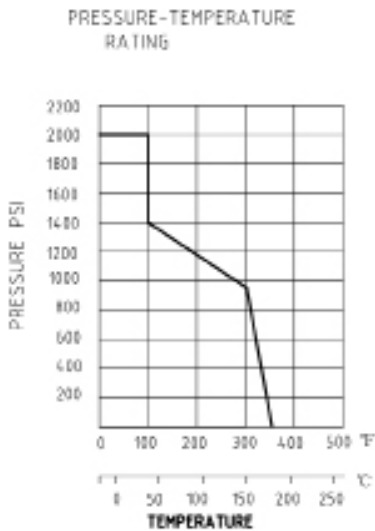
SPECIFICATIONS

- Working Pressure: 2000 PSI (138 Bar)
- Temperature Range: -10° C-150° C
- Suitable medium: WOG
- Threaded End conforms to ANSI B1.20.1
- Made in China
- Generic handle



2000 PSI FULL PORT

PART #	SIZE	D	L	H	W	WTG	BOX/ CASE	LIST PRICE
949111	1/4	0.36	2.13	2.13	4.33	0.59	70	---
949112	3/8	0.50	2.13	2.17	4.33	0.59	70	---
949113	1/2	0.59	2.24	2.28	4.33	0.75	60	---
949114	3/4	0.79	2.76	2.40	4.33	1.17	50	---
949115	1	0.98	3.25	3.03	5.04	1.88	30	---
949116	1-1/4	1.26	3.58	3.19	5.04	2.45	20	---
949117	1-1/2	1.50	4.06	3.54	6.10	4.06	20	---
949118	2	1.97	4.90	4.25	6.10	2.43	7	---



Item	Parts	Material
1	Handle cover	Plastic
2	Body	CF8M
3	Ball seat	PTFE
4	Ball	CF8M
5	Cap	CF8M
6	Joint gasket	PTFE
7	Thrust washer	PTFE
8	Stem packing	PTFE
9	Gland nut	304
10	Spring washer	304
11	Stem nut	304
12	Stem	316
13	Lock device	304
14	Handle	304

WARNING: This product can expose you to chemicals, including Cobalt, which are known to the State of California to cause cancer. For more information, visit www.P65Warnings.ca.gov

VALVES

HIGH PRESSURE FULL PORT 2-WAY VALVES

VALVES

**FULL PORT
Two-Way**

BKH

PART #	THREAD	WORKING PRESSURE	LIST PRICE
GE214NPT	1/4" NPT	7250 PSI	---
GE238NPT	3/8" NPT	7250 PSI	---
GE212NPT	1/2" NPT	7250 PSI	---
GE234NPT	3/4" NPT	5800 PSI	---
GE21NPT	1" NPT	5075 PSI	---
GE2114TNPT*	1-1/4" NPT	5000 PSI	---
GE2112TNPT*	1-1/2" NPT	5000 PSI	---

PART #	THREAD	WORKING PRESSURE	LIST PRICE
GE204SAE	7/16-20 UNF	7250 PSI	---
GE206SAE	9/16-18 UNF	7250 PSI	---
GE208SAE	3/4-16 UNF	7250 PSI	---
GE212SAE	1-1/16-12 UNF	5800 PSI	---
GE216SAE	1-5/16-12 UNF	5000 PSI	---

* Reduced Port
+ 'L' flow pattern

Temp Rating = -22° - 212°F

Construction: Steel Body, Ball, Stem
Zinc Chromate Plate
Buna "O" Rings (Fluoroelastomer
on request)
Delrin Ball Seats

**FULL PORT
Three-Way**

BK3

PART #	THREAD	WORKING PRESSURE	LIST PRICE
GE3L14NPT	1/4" NPT	5880 PSI	---
GE3L38NPT	3/8" NPT	5880 PSI	---
GE3L12NPT	1/2" NPT	5145 PSI	---
GE3L34NPT	3/4" NPT	5145 PSI	---
GE3L1NPT	1" NPT	5145 PSI	---
GE3L114TNPT	1 1/4" NPT	4500 PSI	---
GE3L112TNPT	1 1/2" NPT	4500 PSI	---

PART #	THREAD	WORKING PRESSURE	LIST PRICE
GE3L04SAE	7/16-20 UNF	5880 PSI	---
GE3L06SAE	9/16-18 UNF	5880 PSI	---
GE3L08SAE	3/4-16 UNF	5145 PSI	---
GE3L12SAE	1-1/16-12 UNF	5145 PSI	---
GE3L16SAE	1-5/16-12 UNF	5145 PSI	---

+ 'L' flow pattern

Temp Rating = -22° - 212°F

Construction: Steel Body, Ball, Stem
Zinc Chromate Plate
Buna "O" Rings (Fluoroelastomer
on request)
Delrin Ball Seats

WARNING: This product can expose you to chemicals, including Cobalt, which are known to the State of California to cause cancer. For more information, visit www.P65Warnings.ca.gov




HIGH PRESSURE CHECK VALVES

VALVES

CHECK VALVES - HARD SEAT CARBON STEEL CONSTRUCTION - 5lb Cracking Pressure

- w/ NPT threads



A (NPT Female both ends)

PART #	A SIZE	B INCHES	C INCHES	RATED FLOW GPM	PSI	LIST PRICE
100025	1/4 NPT	2.44	.87	6	5,000	---
100035	3/8 NPT	2.87	.95	10	5,000	---
100045	1/2 NPT	3.76	1.26	18	5,000	---
100065	3/4 NPT	4.30	1.50	30	5,000	---
100085	1 NPT	4.74	1.83	36	5,000	---
100105	1-1/4 NPT	5.56	2.40	50	3,000	---
100125	1-1/2 NPT	5.56	2.56	60	3,000	---

CHECK VALVES - HARD SEAT CARBON STEEL CONSTRUCTION - 65lb Cracking Pressure



PART #	A SIZE	B INCHES	C INCHES	RATED FLOW GPM	PSI	LIST PRICE
1000265	1/4NPT	2.45	.87	6	5,000	---
1000365	3/8NPT	2.91	.94	10	5,000	---
1000465	1/2NPT	3.74	1.18	18	5,000	---
1000665	3/4NPT	4.29	1.26	30	5,000	---
1000865	1NPT	5.00	1.81	36	5,000	---
1001065	1-1/4NPT	5.20	2.41	50	3,000	---
1001265	1-1/2NPT	5.20	2.56	60	3,000	---

CHECK VALVES - 5lb Cracking Pressure

- w/ SAE threads



PART #	A SIZE	B INCHES	C INCHES	RATED FLOW GPM	PSI	LIST PRICE
100145	7/16-20 SAE	2.56	.87	6	5,000	---
100165	9/16-18 SAE	2.91	.94	10	5,000	---
100185	3/4-16 SAE	3.74	1.18	18	5,000	---
1001125	1-1/6-12 SAE	4.29	1.50	30	3,000	---
1001165	1-5/16-12 SAE	5.00	1.81	36	3,000	---
1001205	1-5/8-12 SAE	5.20	2.41	50	3,000	---
1001245	1-7/8-12 SAE	5.20	2.56	60	3,000	---

CHECK VALVES - 65lb Cracking Pressure

- w/ SAE threads



PART #	A SIZE	B INCHES	C INCHES	RATED FLOW GPM	PSI	LIST PRICE
1001465	7/16-20 SAE	2.56	.87	6	5,000	---
1001665	9/16-18 SAE	2.91	.94	10	5,000	---
1001865	3/4-16 SAE	3.74	1.18	18	5,000	---
10011265	1-1/6-12 SAE	4.29	1.50	30	3,000	---
10011665	1-5/16-12 SAE	5.00	1.81	36	3,000	---
10012065	1-5/8-12 SAE	5.20	2.41	50	3,000	---
10012465	1-7/8-12 SAE	5.20	2.56	60	3,000	---

Rated Pressure: Sizes 2 thru 8 - 5000 psi / Sizes 10 thru 24 - 3000 psi

- Soft Seat available by special quote

WARNING: This product can expose you to chemicals, including Cobalt, which are known to the State of California to cause cancer. For more information, visit www.P65Warnings.ca.gov

VALVES

PVC VALVES

VALVES

- Quarter turn WHITE PVC BALL VALVES
 • Solvent ends comply with ASTM D2466
 • Designed for use in residential, commercial & industrial system as well as waste water, chemical, agricultural applications, marine, food processing, swimming pools.
 • Corrosion resistant
 • EPDM seal • FULL PORT • EPDM O-ring
 • Fits both Sch. 40 & 80 pipe
 • Rated for 150 PSI at 73°F • Threaded ends comply with ANSI B1.20.1

**MOLDED IN PLACE - WHITE PIPE THREADS**

PART#	SIZE	CASE	LIST PRICE
940284	1/2"	100	---
940285	3/4"	100	---
940286	1"	100	---
940287	1-1/4"	100	---
940288	1-1/2"	48	---
940289	2"	24	---
940291	3"	12	---
940292	4"	6	---

**WHITE SOCKET - SLIP X SLIP**

PART #	SIZE	CASE	LIST PRICE
940294	1/2"	100	---
940295	3/4"	100	---
940296	1"	100	---
940297	1-1/4"	100	---
940298	1-1/2"	48	---
940299	2"	24	---
940300	2-1/2"	12	---
940301	3"	12	---
940302	4"	6	---

GREY PVC BALL VALVES

FEATURES

- Sizes range from 1/2" to 4"
- Excellent flow characteristics
- Leak-tight shut-off
- EPPM O-Ring
- SCH 80
- Test pressure: 225 psi @ 73°F
- Working Pressure: 150 psi @ 73°F

**FIP X FIP THREADED BALL VALVE**

PART #	SIZE	CASE	LIST PRICE
899000	1/2"	100	---
899001	3/4"	100	---
899002	1"	100	---
899003	1-1/4"	100	---
899004	1-1/2"	48	---
899005	2"	24	---

**SLIP X SLIP BALL VALVE**

PART #	SIZE	CASE	LIST PRICE
899050	1/2"	100	---
899051	3/4"	100	---
899052	1"	100	---
899053	1-1/4"	100	---
899054	1-1/2"	48	---
899055	2"	24	---

**CPVC BALL VALVE**

PART #	SIZE	LIST PRICE
940281	1/2"	---
940282	3/4"	---

WARNING: This product can expose you to chemicals, including Chloroethane, which are known to the State of California to cause cancer. For more information, visit www.P65Warnings.ca.gov



PLASTIC VALVES

VALVES

INLINE PLASTIC SPRING CHECK VALVE

Socket x Socket

- 200 PSI working pressure @ 77°F .5 PSI to open.



PART#	SIZE	LIST PRICE
940325	1/2"	---
940326	3/4"	---
940327	1"	---
940328	1-1/4"	---
940329	1-1/2"	---
940330	2"	---

INLINE PLASTIC SPRING CHECK VALVE FEMALE THREADED ENDS

- 200 PSI working pressure @ 77°F .5 PSI to open.



PART#	SIZE	LIST PRICE
940331	1/2"	---
940332	3/4"	---
940333	1"	---
940334	1-1/4"	---
940335	1-1/2"	---
940336	2"	---

PLASTIC DRUM FAUCETS

- Pipe threads to ANSI B1.20.1
- Hose threads to ANSI B

The FLO-RITE faucet has been engineered to meet the demand for greater chemical resistance, using linear polyethylene for the stem.



"FLO-RITE" DRUM FAUCET

PART #	SIZE	LIST PRICE
46277	3/4"	---

DRUM & BARREL FAUCET VALVE

- Die cast body w/ nylon seat and steel spring.
- For use with all petroleum products except trichlorethylene.

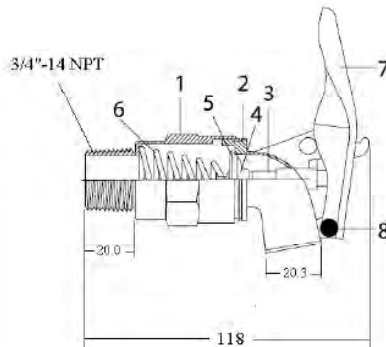


G261N

Not suitable for potable water

SELF-CLOSING DRUM & BARREL FAUCET

PART #	SIZE	LIST PRICE
46270	3/4"	---



Part #	Part Name	Material
1	Body	Zinc
2	Bonnet	Zinc
3	Stem	Steel
4	Disc	Plastic
5	Seal	Rubber
6	Spring	Zinc plated steel
7	Handle	Aluminum
8	Rivet	Aluminum

WARNING: This product can expose you to chemicals, including Chloroethane, which are known to the State of California to cause cancer. For more information, visit www.P65Warnings.ca.gov



**DUCTILE IRON VALVES
AND ACCESSORIES**

WAFER STYLE - LEVER OPERATED



NICKLE PLATED DUCTILE IRON DISC & SS DISC

WAFER STYLE GEAR OPERATED



NICKLE PLATED DUCTILE IRON DISC & SS DISC

BUTTERFLY ACCESSORIES



WAFER STYLE DOUBLE DOOR CHECK VALVE



AWWA C508 OUTSIDE LEVER



AND WEIGHT CHECK VALVES

UL/FM FLANGED SWING CHECK VALVE



SWING CHECK FLANGED

AWWA C515-15 GATE VALVES



FLANGED OS & Y RESILIENT
WEDGE GATE VALVE



NRS RESILIENT WEDGE GATE
VALVES, FLANGED, MECHANICAL
JOINT & FLANGE BY
MECHANICAL JOINT

BUTTERFLY VALVES - WAFER

VALVES

LEVER - WAFER

Small in size and light in weight, easy to install. It can be mounted wherever needed, quick 90° on-off operation. Disc has two-way bearing, perfect seal without leakage under the pressure test. Flow curve tending to straight-line. Strong wash and brush resistance and can fit to bad working condition. Center plate structure, small torque of open and close. Disc & stem are fastened by pin, more stable.



STANDARD:

- 1.DESIGN CODE :AP1609 Class A
- 2.FACE TO FACE : AP1609
- 3.END STANDARD:ANSI B16.5 125LB/150LB
- 4.INSPECTION & TEST:API 598

TOP FLANGE DIMENSIONS

SIZE	4- d2
1.5"-3"	4-0.276
4"-6"	4-0.39
8"-14"	4-0.47

PART#	DUCTILE IRON DISC/ BUNA SEAT/ LEVER	CASE	WEIGHT	
9650L2	2"	200	7.3	---
9650L2.5	2-1/2"	190	8.4	---
9650L3	3"	180	9.8	---
9650L4	4"	150	12.1	---
9650L5	5"	110	16.5	---
9650L6	6"	90	16.9	---
9650L8	8"	50	30.3	---
9650L10	10"	35	44.5	---
9650L12	12"	24	51.6	---

SS DISC/ EPDM SEAT/ LEVER

PART#	SIZE	
9650L2SE	2"	---
9650L3SE	3"	---
9650L4SE	4"	---
9650L5SE	5"	---
9650L6SE	6"	---
9650L8SE	8"	---
9650L10SE	10"	---
9650L12SE	12"	---

GEAR - WAFER



STANDARD:

- 1.DESIGN CODE :AP1609 Class A
- 2.FACE TO FACE : AP1609
- 3.END STANDARD:ANSI B16.5 125LB/150LB
- 4.INSPECTION & TEST:API 598



TOP FLANGE DIMENSIONS

SIZE	ISO5211	K	E	4- D2
1.5"-3"	F05	2.56	1.97	4-0.276
4"-6"	F07	3.54	2.76	4-0.39
8"-14"	F10	4.92	4.02	4-0.47

PART#	WAFER/ DUCTILE IRON DISC/ BUNA SEAT/ GEAR	CASE	WEIGHT	
9650G2	2"	200	7.3	---
9650G2.5	2-1/2"	190	8.4	---
9650G3	3"	180	9.8	---
9650G4	4"	150	12.1	---
9650G6	6"	90	16.9	---
9650G8	8"	50	30.3	---
9650G10	10"	35	44.5	---
9650G12	12"	24	51.6	---

WAFER/ SS DISC/ EPDM SEAT/ GEAR

PART#	SIZE	
9650G2SE	2"	---
9650G2.5SE	2-1/2"	---
9650G3SE	3"	---
9650G4SE	4"	---
9650G6SE	6"	---
9650G8SE	8"	---
9650G10SE	10"	---
9650G12SE	12"	---

BUTTERFLY VALVES - LUG

VALVES

LEVER - LUG

Small in size and light in weight, easy to install, can be mounted wherever needed. Lug type butterfly valve can be used at the end of the pipeline. Lug type butterfly valve has threaded metal inserts installed in the valve's bolt holes. Inserts are threaded on both ends, which allows this lug style valve to be installed into a system using two sets of bolts and no nuts for each hole. Valve is installed between two flanges using a separate set of bolts for each side of the flange. This setup permits either side of the piping system to be disconnected without disturbing the other side.



PART#	DUCTILE IRON DISC/ BUNA SEAT/ LEVER	CASE	WEIGHT	
9660L2	2"	200	7.3	---
9660L2.5	2-1/2"	190	8.4	---
9660L3	3"	180	9.8	---
9660L4	4"	150	12.1	---
9660L5	5"	110	16.5	---
9660L6	6"	90	16.9	---
9660L8	8"	50	30.3	---
9660L10	10"	35	44.5	---
9660L12	12"	24	51.6	---

**SS DISC/ EPDM SEAT/
LEVER**

PART#	SIZE	
9660L2SE	2"	---
9660L3SE	3"	---
9660L4SE	4"	---
9660L5SE	5"	---
9660L6SE	6"	---
9660L8SE	8"	---
9660L10SE	10"	---
9660L12SE	12"	---

GEAR - LUG

PART#	DUCTILE IRON DISC/ BUNA SEAT/ GEAR	CASE	WEIGHT	
9660G2	2"	200	7.3	---
9660G2.5	2-1/2"	190	8.4	---
9660G3	3"	180	9.8	---
9660G4	4"	150	12.1	---
9660G6	6"	90	16.9	---
9660G8	8"	50	30.3	---
9660G10	10"	35	44.5	---
9660G12	12"	24	51.6	---

**SS DISC/ EPDM SEAT/
GEAR**

PART#	SIZE	
9660G2SE	2"	---
9660G2.5SE	2-1/2"	---
9660G3SE	3"	---
9660G4SE	4"	---
9660G6SE	6"	---
9660G8SE	8"	---
9660G10SE	10"	---
9660G12SE	12"	---

BUTTERFLY ACCESSORIES

VALVES

STEM EXTENSIONS



- FOR BOLTS AND NUTS
- BLACK COLOR

PART#	FOR VALVE SIZES ""	LENGTH	
9650EX2324	2-3	24 LONG	---
9650EX2336	2-3	36 LONG	---
9650EX2348	2-3	48 LONG	---
9650EX2360	2-3	60 LONG	---
9650EX2372	2-3	72 LONG	---
9650EX4624	4-6	24 LONG	---
9650EX4636	4-6	36 LONG	---
9650EX4648	4-6	48 LONG	---
9650EX4660	4-6	60 LONG	---
9650EX4672	4-6	72 LONG	---
9650EX1224	8-12	24 LONG	---
9650EX1236	8-12	36 LONG	---
9650EX1248	8-12	48 LONG	---
9650EX1260	8-12	60 LONG	---
9650EX1272	8-12	72 LONG	---

LEVER REPLACEMENT



PART#	REPLACEMENT LEVER HANDLE FOR	
9650L23	2-3 9650BFV	---
9650L46	4-6 9650 BFV	---
9650L812	8-10 9650 B	---
9650L120	12 9650 BFV	---

GEAR WHEEL HANDLE



PART#	REPLACEMENT WHEEL HANDLE FOR	
9650WH23	2-3" 9650 BFV	---
9650WH46	4-6" 9650 BFV	---
9650WH812	8-12" BFV	---

ROLL PIN



PART#	REPLACEMENT ROLL PIN FOR	
9650RP23	2-3 9650 BFV	---
9650RP46	4-6 9650 BFV	---
9650RP12	8-12 9650 BFV	----

INDEX PLATE



PART#	REPLACEMENT INDEX PLATE	
9650IP23	2-3" 9650BFV	---
9650IP46	4-6" 9650BFV	---
9650IP812	8-12" 9650 B	---

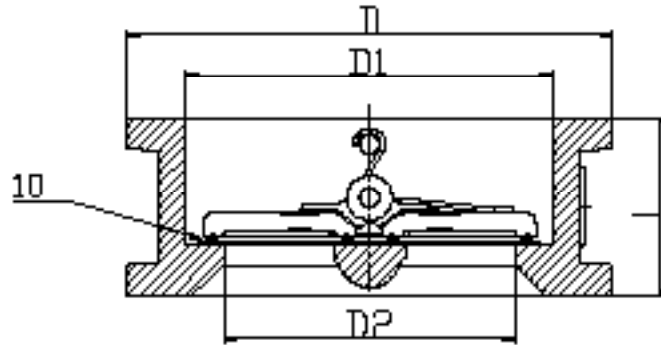
GEAR REPLACEMENT



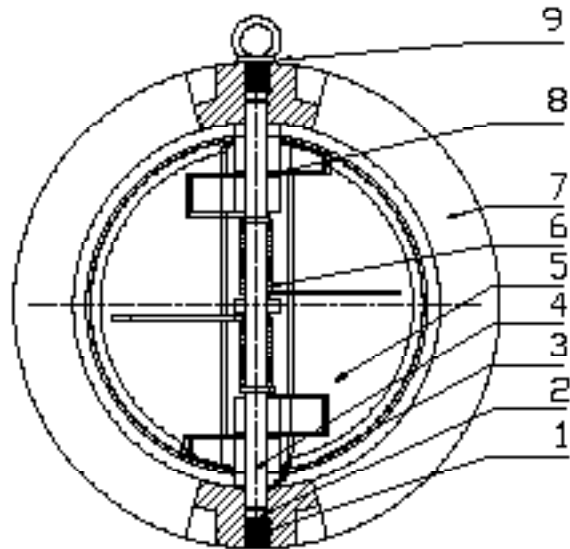
PART#	REPLACEMENT GEAR OPERATOR	
9650G23	2-3 9650 BFV	---
9650G46	4-6 9650 BFV	---
9650G812	8-10 9650BFV	---
9650G120	12 - 9650BFV	---

DUCTILE IRON CHECK VALVES

VALVES

DOUBLE DOOR WAFER CHECK VALVE

Part	Part	MATERIAL
1	Countersunk Hex Head Screws	Carbon Steel ASTM A325
2	Stal Ring	EPDM
3	Gasket	PTFE
4	Shaft	Stainless Steel SS420
5	Disc	Aluminum Brance C954
6	Spring	Stainless Steel SS304
7	Body	Ductile Iron ASTM 65-45-12

**MAIN DIMENSIONS**

DN		Dimensions (mm)			
inch	mm	L	D	D1	D2
2	50	54	102	64	46
2 1/2'	65	54	121	78	60
3	80	57	134	94	70
4	100	64	162	117	84
5	125	70	192	145	115
6	150	76	218	170	134
8	200	95	273	224	184
10	250	108	335	265	220
12	300	143	407	310	260
14	350	184	442	360	302
16	400	191	511	410	350

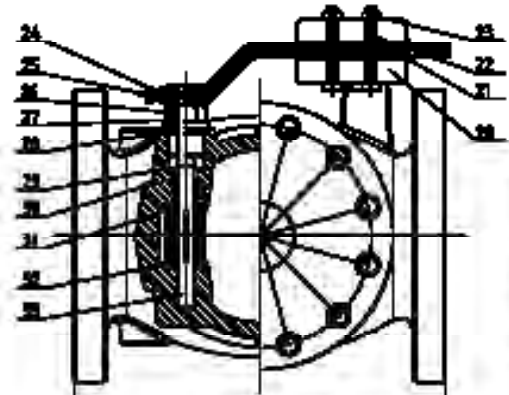
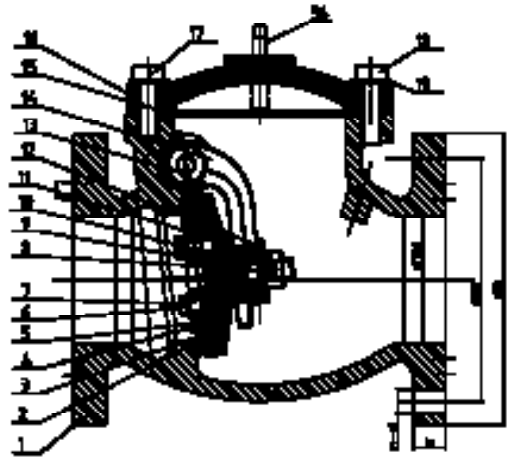
PART#	SIZE	CASE	WEIGHT	
963002	2	50	4	---
963025	2-1/2	40	5	---
963003	3	20	8	---
963004	4	20	13	---
963005	5	20	16	---
963006	6	10	20	---
963008	8	10	38	---
963010	10	10	38	---
963012	12	5	92	---
963014	14	4	121	---
963016	16	4	165	---

DUCTILE IRON CHECK VALVES

VALVES

CHECK VALVE W/OUTSIDE L/W

AWWA C508 CHECK VALVE W/OUTSIDE L/W



Part	Part	MATERIAL
1	Valve Body	Ductile iron 65-45-12
2	Seat	ASTM B62 C83600
3	Disc	Ductile iron 65-45-12
4	Disc Seat Ring	NBR
5	Retainer Washer	Ductile iron 65-45-12
6	Washer	AISI 304
7	Bolt	AISI 304
8	Stud	ASTM B62 C83600
9	Roll Pin	AISI 304
10	Roll Pin	AISI 304
11	Nut	ASTM B62 C83600
12	Washer	ASTM B62 C83600
13	Flat Key	AISI 304
14	Clapper Arm	Ductile iron 65-45-12
15	O-Ring	NBR
16	Bonnet	Ductile iron 65-45-12
17	Bolt	AISI 316
18	Bolt	AISI 316
19	Washer	AISI 316
20	Weight	Ductite iron,65-45-12
21	Arm	Cast steel WCB
22	Bolt	AISI 316
23	Nut	AISI 316
24	Nut	AISI 316
25	Bolt	AISI 316
26	Seat Nut	ASTM B62 C83600
27	O-Ring	NBR
28	Gasket	PTFE
29	Circlip	Carbon steel
30	Shaft sleeve gland	ASTM B62 CB3600

MAIN DIMENSIONS (mm)

inch	DN	L	D	D1	b	n-d	H
3"	80	241	200	152.5	19	4-19.1	173
4"	100	292	229	190.5	24	8-19.1	175.5
6"	150	356	285	241.5	25.5	8-22.2	237.5
8"	200	495	343	298.5	28.5	8-22.2	272.5
10"	250	622	406	362	30.5	12-25.4	326
12"	300	698	483	432	32	12-25.4	358



UL/FM FLANGED SWING CHECK VALVE

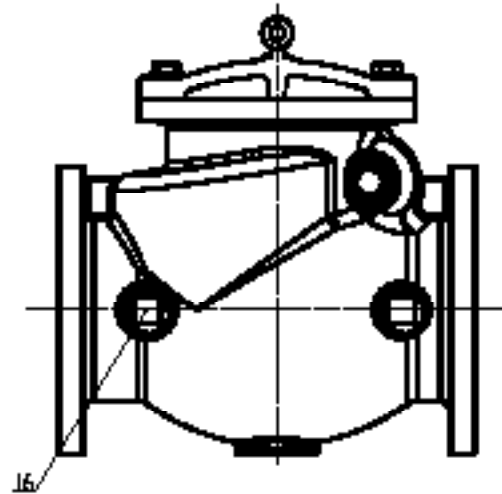
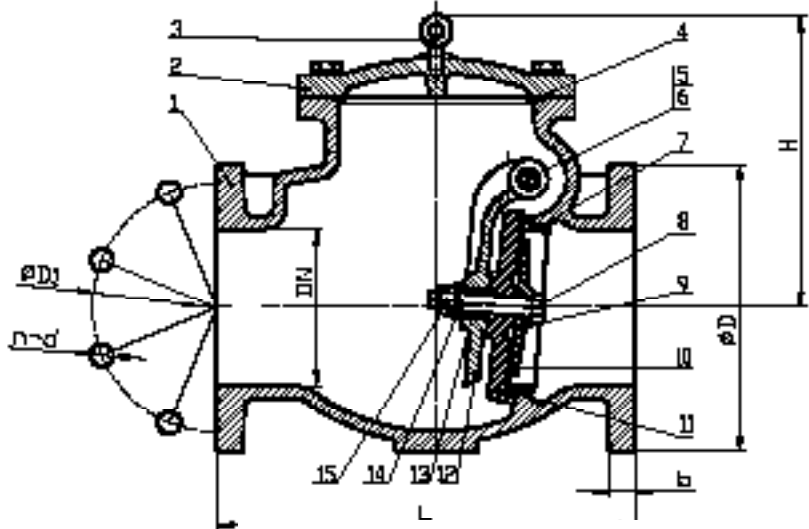
PART#	SIZE	CASE	WEIGHT	
96203LW	3	16	57	---
96204LW	4	12	84	---
96206LW	6	6	156	---
96208LW	8	4	294	---
962010LW	10	2	466	---
962012LW	12	2	627	---

PART#	SIZE	CASE	WEIGHT	
96203UL	3	36	50	---
96204UL	4	36	77	---
96206UL	6	14	140	---
96208UL	8	4	266	---
962010UL	10	1	398	---
962012UL	12	1	533	---

DUCTILE IRON CHECK VALVES

VALVES

AWWA C508 & AWWA C515 SWING CHECK VALVE FLANGED



Part	Part	MATERIAL
1	Valve Body	Ductile Iron 65-4
2	Bonnet	Ductile Iron 65-45-12
3	Sling Ring	Carbon Steel Zinc Plated
4	O Ring	NBR
5	Hinge Pin	Stainless Steel 304
6	Hinge bushing	Brass ASTM B36
7	Seat Ring	Bronze ASTM B62
8	Disc Seat Bolts	Stainless Steel 304
9	Retainer Washer	Bronze ASTM B62
10	Disc Seat Ring	EPDM
11	Disc	Ductile Iron 65-45-12
12	Ctapper Arm	Ductile Iron 65-45-12
13	Stud Bushing	Bronze ASTM B36
14	O Ring	NBR
15	Nuts	Stainless Steel 304
16	Plug	Tin bronze

MAIN DIMENSIONS

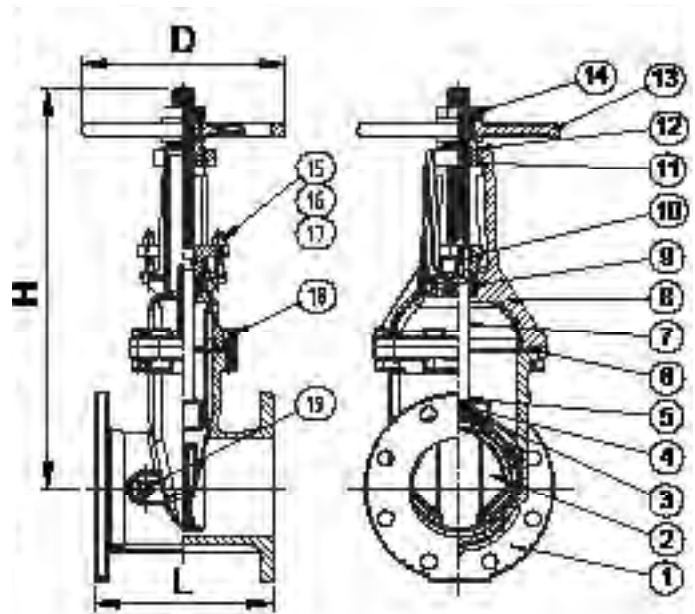
DN		PSI	Dimensions (mm)					
inch	mm		L	D	D1	b	n-d	H
3"	80	300	278	191	152.5	19	4-19.1	160
4"	100	300	330	229	190.5	24	8-19.1	218
6"	150	300	406	279	241.5	25.5	8-22.2	290
8"	200	300	495	343	298.5	28.5	8-22.2	330
10"	250	300	622	406	362	30.5	12-25.4	350
12"	300	300	660	483	432	32	12-25.4	376

PART#	SIZE	CASE	WEIGHT	
962003	3	16	57	---
962004	4	12	84	---
962006	6	6	156	---
962008	8	4	294	---
962010	10	2	466	---
962012	12	2	627	---

DUCTILE IRON GATE VALVES

VALVES

C515 OS&Y RESILIENT SEATED GATE VALVE FLANGE ENDS, 300PSI



PART#	SIZE	CASE	WEIGHT	
9610F25	2-1/2"	25	46.2	---
9610F3	3"	16	62.7	---
9610F4	4"	16	74.8	---
9610F6	6"	9	103.9	---
9610F8	8"	6	190.9	---
9610F10	10"	2	291.8	---
9610F12	12"	2	409.8	---

NO TAP

PART#	SIZE	CASE	WEIGHT	
9610NYCF25	2-1/2"	25	46.2	---
9610NYCF3	3"	32	62.7	---
9610NYCF4	4"	64	74.8	---
9610NYCF6	6"	54	103.9	---
9610NYCF8	8"	36	190.9	---
9610NYCF10	10"	12	291.8	---
9610NYCF12	12"	12	409.8	---

COMPLIES WITH NEW YORK AND CHICAGO REQUIREMENTS.

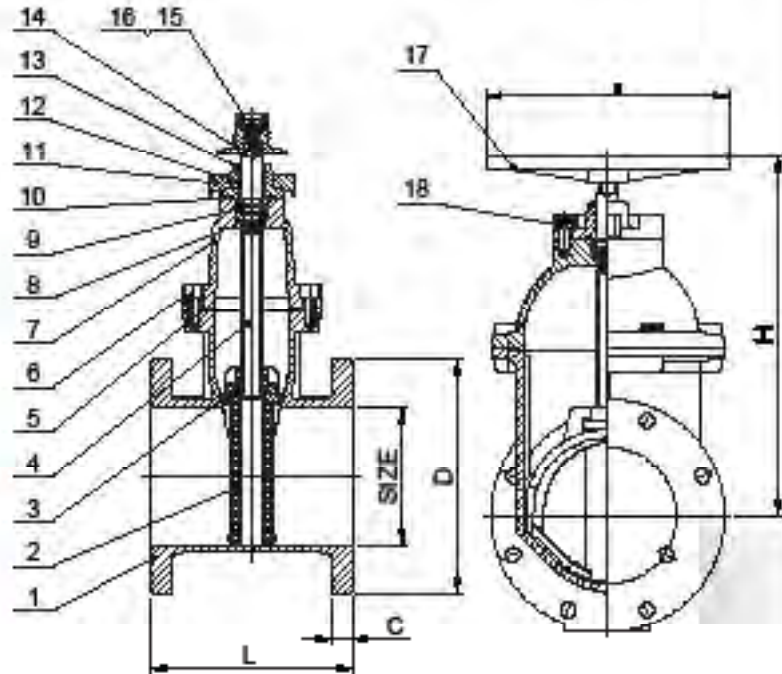
	DESCRIPTION	MATERIAL	ASTM SPEC.
1	Body	Ductile Iron	A536 65-45-12
2	Wedge	Ductile Iron, EPDM Encapsulated	A536 65-45-12
3	Wedge Nut	Stainless Steel	A276 Type 304SS
4	Pin	Stainless Steel	A276 Type 420SS
5	O-Ring	Rubber	D2000 NBR
6	Gasket	Rubber	D2000 NBR
7	Stem	Stainless Steel	A276 Type 304SS
8	Bonnet	Ductile Iron	A536 65-45-12
9	Packing	Graphite	
10	Gland	Ductile Iron	A536 65-45-12
11	Yoke Nut	Bronze	B148 C95200
12	Washer	Brass	
13	Handwheel	Ductile Iron	A536 65-45-12
14	Handwheel Nut	Ductile Iron	A536 65-45-12
15	Bolts	Stainless Steel	A276 Type 304SS
16	Nuts	Stainless Steel	A276 Type 316SS
17	Washers	Stainless Steel	A276 Type 304SS

MAIN DIMENSIONS

Size	2.5"	3"	4"	6"	8"	10"	12"
L	7-1/2"	8"	9"	10-1/2"	11-1/2"	13"	14"
H (Open)	16-5/8"	18-7/8"	21-5/8"	29-1/8"	36-5/8"	44-1/2"	52"
H (Close)	13-3/4"	15-3/4"	17-3/4"	23-1/4"	28-3/4"	34-3/4"	40-1/6"
D	7-1/4"	10"	10"	12"	14"	17-1/2"	17-1/2"

DUCTILE IRON GATE VALVES

VALVES

**NRS RESILIENT SEATED GATE VALVE
FLANGE ENDS, 300PSI**

PART#	SIZE	CASE	WEIGHT	
9600FL25	2-1/2"	25	37.6	---
9600FL3	3"	16	54.2	---
9600FL4	4"	16	65.5	---
9600FL6	6"	9	107.5	---
9600FL8	8"	6	181.9	---
9600FL10	10"	2	297.4	---
9600FL12	12"	2	431.4	---

Item	Descript.	Material	ASTM Spec.
1	Body	Ductile Iron	A536 65-45-12
2	Wedge	Ductile Iron, EPDM Encapsulated	A536 65-45-12
3	Wedge Nut	Bronze	B148 C95200
4	Stem	Stainless Steel	A276 Type 304SS
5	Gasket	Rubber	D2000 NBR
6	Bolts	Stainless Steel	A276 Type 304SS
7	Bonnet	Ductile Iron	A536 65-45-12
8	O-Ring	Rubber	D2000 NBR
9	Thrust Collar	Bronze	B148 C95200
10	O-Ring	Rubber	D2000 NBR
11	Gland	Ductile Iron	A536 65-45-12
12	O-Ring	Rubber	D2000 NBR
13	Dust Ring	Rubber	D2000 NBR

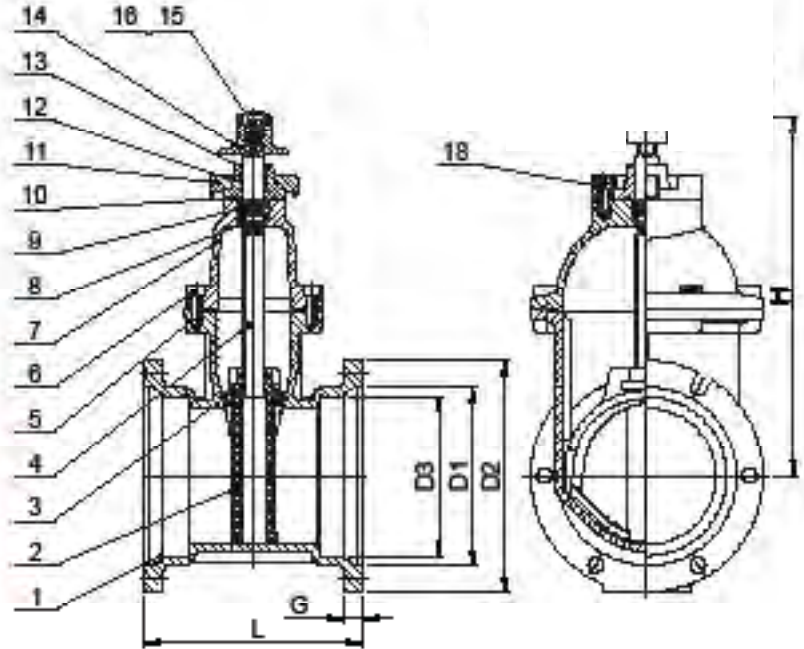
MAIN DIMENSIONS

Size	2.5"	3"	4"	6"	8"	10"	12"
L	7-1/2"	8.0"	9.0"	10-1/2"	11-1/2"	13.0"	14.0"

DUCTILE IRON GATE VALVES

VALVES

AWWA C515-15 NRS RESILIENT SEATED GATE VALVE MJ × MJ ENDS, 300PSI



PART#	SIZE	WEIGHT	CASE	
9600MJ3	3"	54.2	16	---
9600MJ4	4"	65.5	16	---
9600MJ6	6"	107.5	9	---
9600MJ8	8"	181.9	6	---
9600MJ10	10"	297.4	2	---
9600MJ12	12"	431.4	2	---

*STANDARD CONFIG IS OP NUT ONLY

*MJ=MECHANICAL JOINT

Item	Descrip.	Material	ASTM Spec.
1	Body	Ductile Iron	A536 65-45-12
2	Wedge	Ductile Iron, EPDM Encapsulated	A536 65-45-12
3	Wedge Nut	Bronze	B148 C95200
4	Stem	Stainless Steel	A276 Type 304SS
5	Gasket	Rubber	D2000 NBR
6	Bolts	Stainless Steel	A276 Type 304SS
7	Bonnet	Ductile Iron	A536 65-45-12
8	O-Ring	Rubber	D2000 NBR
9	Thrust Collar	Bronze	B148 C95200
10	O-Ring	Rubber	D2000 NBR
11	Gland	Ductile Iron	A536 65-45-12
12	O-Ring	Rubber	D2000 NBR
13	Dust Ring	Rubber	D2000 NBR

MAIN DIMENSIONS

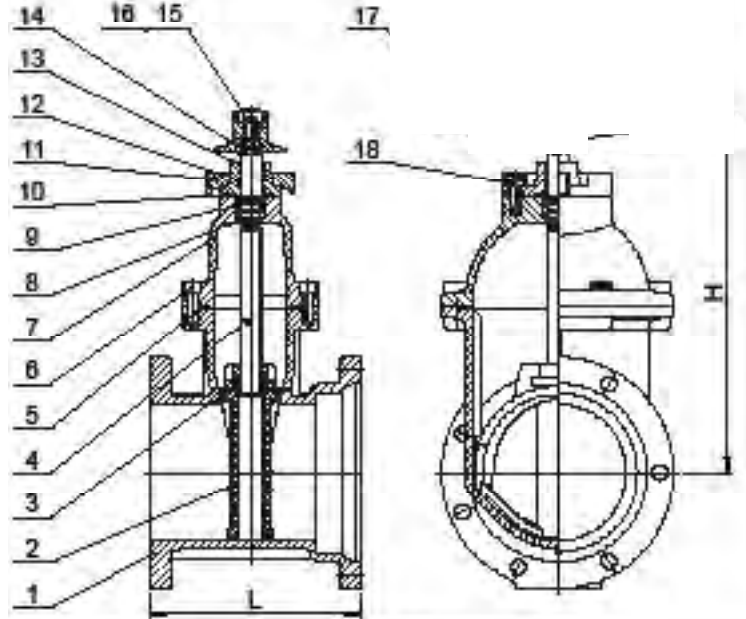
Size	3"	4"	6"	8"	10"	12"
L	11.5"	12.5"	14.8"	15.0"	13.0"	14.0"
H	16.4"	20.7"	24.5"	28.0"	24.5"	28.0"

DUCTILE IRON GATE VALVES

VALVES

NRS RESILIENT SEATED GATE VALVE

FL × MJ ENDS, 300PSI



PART#	SIZE	WEIGHT	CASE	
9600FJ3	3"	54.3	16	---
9600FJ4	4"	65.5	16	---
9600FJ6	6"	107.5	9	---
9600FJ8	8"	181.9	6	---
9600FJ10	10"	297.4	2	---
9600FJ12	12"	431.4	2	---

Item	Description	Material	ASTM Spec.
1	Body	Ductile Iron	A536 65-45-12
2	Wedge	Ductile Iron, EPDM Encapsulated	A536 65-45-12
3	Wedge Nut	Bronze	B148 C95200
4	Stem	Stainless Steel	A276 Type 304SS
5	Gasket	Rubber	D2000 NBR
6	Bolts	Stainless Steel	A276 Type 304SS
7	Bonnet	Ductile Iron	A536 65-45-12
8	O-Ring	Rubber	D2000 NBR
9	Thrust Collar	Bronze	B148 C95200
10	O-Ring	Rubber	D2000 NBR
11	Gland	Ductile Iron	A536 65-45-12
12	O-Ring	Rubber	D2000 NBR
13	Dust Ring	Rubber	D2000 NBR

*STANDARD CONFIG IS OP NUT ONLY

*MJ=MECHANICAL JOINT

MAIN DIMENSIONS

Size	3"	4"	6"	8"	10"	12"	10"	12"
L	8.8"	9.5"	11.0"	12.0"	14.0"	14.5"	13"	14"
H	11.0"	11.8"	16.4"	20.7"	24.5"	28.0"	44-1/2"	52"
D	10.0"	10.0"	12.0"	14.0"	16.0"	16.0"	34-3/4"	40-1/6"

NIPPLES & FITTINGS



BRASS & BRONZE

Brass Nipples - Sch 40
C/P Brass Nipples
Bronze Fittings
Lead Free Bronze Fittings
C/P Fittings
Bronze Cleanout Plugs
Bronze Drop Ear Elbows
Bronze Barbs for PL. Pipe
Steel Barbs for PL. Pipe
Lead Free Bronze Barbs for PL. Pipe
Stainless Steel Barbs for PL. Pipe
Stainless Steel Well Couplings
Stainless Steel Merchant Couplings

Single Run
Nipple Assortments
STAINLESS STEEL

Stainless Nipples
150# Cast SS Fittings

BLACK & GALVANIZED

Sch. 40 Welded Steel Nipples
Sch. 80 Seamless Steel nipple
Sch. XXS Seamless Steel Nipple
Groove Nipples
Merchant Couplings
API Line Couplings
Malleable Fittings
Steel Fittings
300# Malleable
Bull Plugs and Swages
Forged Steel Fanges
Companion Flanges
Blind Flanges
Copper Fittings

 **WARNING:** This product can expose you to chemicals, including Nickel, which are known to the State of California to cause cancer. For more information, visit www.P65Warnings.ca.gov

BRASS NIPPLES



We hereby certify that to the best of our knowledge and belief the CDA 230 alloy seamless Red Brass Pipe from which our nipples are produced meet the requirements of ASTM Specifications B43 and is free of mercury contamination. The chemical analysis is 85% copper, 15% Zinc and conforms to federal Specifications WWN-351. Our brass nipples meet ANSI/ASTM B687-96 and MS51846 for standard brass nipples, and MS51872 for extra heavy brass nipples.

Threads: Nipples are threaded with American Standard taper pipe threads (NPT) in accordance with screw-thread standard for Federal Services Handbook H-58. ANSI B1.20.1

This product is certified by NSF to NSF/ANSI 61 for use in drinking water supplies of pH 6.5 and above.

- ASTM B43
- ANSI B1.20.1, WW-N-351
- ANSI/ ASTM B687-96
- NSF-61 Approved
- MS51846 STD Brass Nipples
- RoHS compliant

STANDARD RED BRASS 85% PIPE WITH THREADED ENDS SPECIFICATIONS:

Pipe Size in Inches	Dimension in Inches			Allowable Pressure POUNDS PER SQUARE INCH				
	O.D.	I.D.	Wall Thickness	Standard Size (Inches)	@ 100° F	@ 200° F	@ 300° F	@ 400° F
1/8"	.405	.281	.062	1/8"	370	370	320	140
1/4"	.540	.376	.082	1/4"	870	870	760	330
3/8"	.675	.495	.090	3/8"	890	890	780	340
1/2"	.840	.626	.107	1/2"	900	900	790	340
3/4"	1.050	.822	.114	3/4"	810	810	710	310
1"	1.315	1.063	.126	1"	630	630	560	240
1-1/4"	1.660	1.368	.146	1-1/4"	690	690	610	260
1-1/2"	1.900	1.600	.150	1-1/2"	630	630	560	240
2"	2.375	2.063	.156	2"	540	540	480	210
2-1/2"	2.875	2.501	.187	2-1/2"	450	450	390	170
3"	3.500	3.062	.219	3"	510	510	450	190
3-1/2"	4.000	3.500	.250	3-1/2"	570	570	500	220
4"	4.500	4.000	.250	4"	510	510	440	190
4-1/2"	5.000	4.500	.250	5"	410	410	360	160
5"	5.563	5.063	.250	6"	340	340	300	130
6"	6.625	6.125	.250					

No-Lead 125LB seamless Threaded Red Brass Nipples - 2200

LEAD FREE



WARNING: This product can expose you to chemicals, including Nickel, which are known to the State of California to cause cancer. For more information, visit www.P65Warnings.ca.gov

SCH 40 SEAMLESS

NIPPLES AND FITTINGS

113RB



1/8" - 27



1/8" DIAMETER SCH 40 SEAMLESS

MIDLAND	AMC	CHAMPION	LENGTH	BOX/CASE	APPROX. WT. LBS.	LIST
40001	80300-02	112RB-A	Close (3/4")	25/400	0.02	---
40002	80300-0215	113RB-A15	x 1-1/2"	25/400	0.03	---
40003	80300-0220	113RB-A2	x 2"	25/400	0.04	---
40004	80300-0225	113RB-A25	x 2-1/2"	25/400	0.05	---
40005	80300-0230	113RB-A3	x 3"	25/400	0.06	---
40006	80300-0235	113RB-A35	x 3-1/2"	25/400	0.07	---
40007	80300-0240	113RB-A4	x 4"	25/400	0.08	---
40008	80300-0245	113RB-A45	x 4-1/2"	25/400	0.10	---
40009	80300-0250	113RB-A5	x 5"	25/400	0.11	---
40010	80300-0255	113RB-A55	x 5-1/2"	25/400	0.12	---
40011	80300-0260	113RB-A6	x 6"	25/400	0.13	---
40012	80300-0270	113RB-A7	x 7"	25/400	0.15	---
40013	80300-0280	113RB-A8	x 8"	25/400	0.17	---
40014	80300-0290	113RB-A9	x 9"	25/400	0.19	---
40015	80300-0292	113RB-A10	x 10"	25/400	0.21	---
40016	80300-0294	113RB-A11	x 11"			---
40017	80300-0296	113RB-A12	x 12"	25/400	0.25	---
40018			x 14"	1/1	0.29	---
40019			x 16"	1/1	0.34	---



1/4"-18

1/4" DIAMETER SCH 40 SEAMLESS

MIDLAND	AMC	CHAMPION	LENGTH	BOX/CASE	APPROX. WT. LBS.	LIST
40020	80300-04	112RB-B	Close (7/8")	25/400	0.03	---
40021	80300-0415	113RB-B15	x 1-1/2"	25/400	0.05	---
40022	80300-0420	113RB-B2	x 2"	25/400	0.07	---
40023	80300-0425	113RB-B25	x 2-1/2"	25/400	0.09	---
40024	80300-0430	113RB-B3	x 3"	25/400	0.11	---
40025	80300-0435	113RB-B35	x 3-1/2"	25/400	0.13	---
40026	80300-0440	113RB-B4	x 4"	25/400	0.14	---
40027	80300-0445	113RB-B45	x 4-1/2"	25/400	0.16	---
40028	80300-0450	113RB-B5	x 5"	25/400	0.18	---
40029	80300-0455	113RB-B55	x 5-1/2"	25/400	0.20	---
40030	80300-0460	113RB-B6	x 6"	25/400	0.22	---
40031	80300-0470	113RB-B7	x 7"	25/200	0.25	---
40032	80300-0480	113RB-B8	x 8"	25/200	0.29	---
40033	80300-0490	113RB-B9	x 9"	25/200	0.33	---
40034	80300-0492	113RB-B10	x 10"	25/200	0.36	---
40035	80300-0494	113RB-B11	x 11"	25/200	0.40	---
40036	80300-0496	113RB-B12	x 12"	25/200	0.43	---

See page pipe fittings for Yellow Brass Nipples

WARNING: This product can expose you to chemicals, including Nickel, which are known to the State of California to cause cancer. For more information, visit www.P65Warnings.ca.gov

SCH 40 SEAMLESS

NIPPLES AND FITTINGS



3/8"-18

3/8" DIAMETER SCH 40 SEAMLESS

MIDLAND	AMC	CHAMPION	LENGTH	BOX/CASE	APPROX. WT. LBS.	LIST
40040	80300-06	112RB-C	Close (1")	25/400	0.05	---
40041	80300-0615	113RB-C15	x 1-1/2"	25/400	0.08	---
40042	80300-0620	113RB-C2	x 2"	25/400	0.10	---
40043	80300-0625	113RB-C25	x 2-1/2"	25/400	0.13	---
40044	80300-0630	113RB-C3	x 3"	25/400	0.16	---
40045	80300-0635	113RB-C35	x 3-1/2"	25/400	0.18	---
40046	80300-0640	113RB-C4	x 4"	25/400	0.21	---
40047	80300-0645	113RB-C45	x 4-1/2"	25/300	0.23	---
40048	80300-0650	113RB-C5	x 5"	25/300	0.26	---
40049	80300-0655	113RB-C55	x 5-1/2"	25/300	0.29	---
40050	80300-0660	113RB-C6	x 6"	25/300	0.31	---
40051	80300-0670	113RB-C7	x 7"	25/200	0.36	---
40052	80300-0680	113RB-C8	x 8"	25/150	0.42	---
40053	80300-0690	113RB-C9	x 9"	25/150	0.47	---
40054	80300-0692	113RB-C10	x 10"	25/100	0.52	---
40055	80300-0694	113RB-C11	x 11"	25/100	0.57	---
40056	80300-0696	113RB-C12	x 12"	25/100	0.62	---

113RB



1/2" - 14

1/2" DIAMETER SCH 40 SEAMLESS

MIDLAND	AMC	CHAMPION	LENGTH	BOX/CASE	APPROX. WT. LBS.	LIST
40060	80300-08	112RB-D	Close (1-1/8")	25/400	0.09	---
40061	80300-0815	113RB-D15	x 1-1/2"	25/400	0.12	---
40062	80300-0820	113RB-D2	x 2"	25/400	0.16	---
40063	80300-0825	113RB-D25	x 2-1/2"	25/300	0.20	---
40064	80300-0830	113RB-D3	x 3"	25/300	0.23	---
40065	80300-0835	113RB-D35	x 3-1/2"	25/300	0.27	---
40066	80300-0840	113RB-D4	x 4"	25/200	0.31	---
40067	80300-0845	113RB-D45	x 4-1/2"	25/200	0.35	---
40068	80300-0850	113RB-D5	x 5"	25/200	0.39	---
40069	80300-0855	113RB-D55	x 5-1/2"	25/200	0.43	---
40070	80300-0860	113RB-D6	x 6"	25/200	0.47	---
40071	80300-0870	113RB-D7	x 7"	25/100	0.55	---
40072	80300-0880	113RB-D8	x 8"	25/100	0.62	---
40073	80300-0890	113RB-D9	x 9"	25/100	0.70	---
40074	80300-0892	113RB-D10	x 10"	25/75	0.78	---
40075	80300-0894	113RB-D11	x 11"	25/75	0.86	---
40076	80300-0896	113RB-D12	x 12"	25/75	0.94	---
40079			x 24"			
40245			x 36"			

WARNING: This product can expose you to chemicals, including Nickel, which are known to the State of California to cause cancer. For more information, visit www.P65Warnings.ca.gov



SCH 40 SEAMLESS

NIPPLES AND FITTINGS



**LEAD
FREE**

3/4" - 14

3/4" DIAMETER SCH 40 SEAMLESS

MIDLAND	AMC	CHAMPION	LENGTH	BOX/CASE	APPROX. WT. LBS.	LIST
40080	80300-12	112RB-E	Close (1- 3/8")	25/400	0.15	---
40081	80300-1215	113RB-E15	x 1-1/2"	25/400	0.16	---
40082	80300-1220	113RB-E2	x 2"	25/300	0.21	---
40083	80300-1225	113RB-E25	x 2-1/2"	25/300	0.27	---
40084	80300-1230	113RB-E3	x 3"	25/200	0.32	---
40085	80300-1235	113RB-E35	x 3-1/2"	25/200	0.37	---
40086	80300-1240	113RB-E4	x 4"	25/150	0.43	---
40087	80300-1245	113RB-E45	x 4-1/2"	25/150	0.48	---
40088	80300-1250	113RB-E5	x 5"	25/100	0.53	---
40089	80300-1255	113RB-E55	x 5-1/2"	25/100	0.59	---
40090	80300-1260	113RB-E6	x 6"	25/100	0.64	---
40091	80300-1270	113RB-E7	x 7"	25/75	0.75	---
40092	80300-1280	113RB-E8	x 8"	25/75	0.85	---
40093	80300-1290	113RB-E9	x 9"	25/75	0.96	---
40094	80300-1292	113RB-E10	x 10"	25/50	1.06	---
40095	80300-1294	113RB-E11	x 11"	25/50	1.17	---
40096	80300-1296	113RB-E12	x 12"	25/50	1.28	---
40097	80300-129918		x 18"	1/1	1.92	---
40098	80300-129924		x 24"	1/1	2.56	---

113RB



**LEAD
FREE**

1" - 11 1/2

1" DIAMETER SCH 40 SEAMLESS

MIDLAND	AMC	LENGTH	BOX/CASE	APPROX. WT. LBS.	LIST
40100	80300-16	Close (1-1/2")	25/200	0.23	---
40101	80300-1620	x 2"	25/200	0.30	---
40102	80300-1625	x 2-1/2"	25/150	0.38	---
40103	80300-1630	x 3"	25/150	0.45	---
40104	80300-1635	x 3-1/2"	25/100	0.53	---
40105	80300-1640	x 4"	25/100	0.60	---
40106	80300-1645	x 4-1/2"	25/100	0.68	---
40107	80300-1650	x 5"	25/75	0.75	---
40108	80300-1655	x 5-1/2"	25/75	0.83	---
40109	80300-1660	x 6"	25/50	0.94	---
40110	80300-1670	x 7"	25/50	1.05	---
40111	80300-1680	x 8"	25/50	1.20	---
40112	80300-1690	x 9"	25/50	1.35	---
40113	80300-1692	x 10"	25/50	1.50	---
40114	80300-1694	x 11"	25/50	1.65	---
40115	80300-1696	x 12"	20/40	1.80	---
40118		x 18"			
40119		x 24"			

WARNING: This product can expose you to chemicals, including Nickel, which are known to the State of California to cause cancer. For more information, visit www.P65Warnings.ca.gov

SCH 40 SEAMLESS

NIPPLES AND FITTINGS

NIPPLES & FITTINGS



**LEAD
FREE**

1 1/4" - 11 1/2"

1-1/4" DIAMETER SCH 40 SEAMLESS

MIDLAND	AMC	LENGTH	BOX/CASE	APPROX. WT. LBS.	LIST
40120	80300-20	Close (1-5/8")	25/100	0.36	---
40121	80300-2020	x 2"	25/100	0.44	---
40122	80300-2025	x 2-1/2"	25/100	0.56	---
40123	80300-2030	x 3"	25/100	0.67	---
40124	80300-2035	x 3-1/2"	25/100	0.78	---
40125	80300-2040	x 4"	25/50	0.89	---
40126	80300-2045	x 4-1/2"	25/50	1.00	---
40127	80300-2050	x 5"	25/50	1.11	---
40128	80300-2055	x 5-1/2"	25/50	1.22	---
40129	80300-2060	x 6"	25/50	1.33	---
40130	80300-2070	x 7"	25/50	1.56	---
40131	80300-2080	x 8"	25/50	1.78	---
40132	80300-2090	x 9"	25/50	2.00	---
40133	80300-2092	x 10"	25/50	2.22	---
40134	80300-2094	x 11"	25/50	2.45	---
40135	80300-2096	x 12"	25/50	2.67	---
40136	80300-209918	x 18"	1/1	4.00	---

113RB



**LEAD
FREE**

1-1/2" - 11 1/2"

1-1/2" DIAMETER SCH 40 SEAMLESS

MIDLAND	AMC	LENGTH	BOX/CASE	APPROX. WT. LBS.	LIST
40140	80300-24	Close (1-3/4")	25/100	0.46	---
40141	80300-2420	x 2"	25/100	0.53	---
40142	80300-2425	x 2-1/2"	25/50	0.66	---
40143	80300-2430	x 3"	25/50	0.79	---
40144	80300-2435	x 3-1/2"	25/50	0.93	---
40145	80300-2440	x 4"	25/50	1.06	---
40146	80300-2445	x 4-1/2"	25/50	1.19	---
40147	80300-2450	x 5"	20/40	1.32	---
40148	80300-2455	x 5-1/2"	20/40	1.46	---
40149	80300-2460	x 6"	20/40	1.59	---
40150	80300-2470	x 7"	20/40	1.85	---
40151	80300-2480	x 8"	20/40	2.12	---
40152	80300-2490	x 9"	20/40	2.38	---
40153	80300-2492	x 10"	20/40	2.65	---
40154	80300-2494	x 11"	1/40	2.91	---
40155	80300-2496	x 12"	1/15	3.18	---
40156	80300-249918	x 18"	1/1	4.77	---

WARNING: This product can expose you to chemicals, including Nickel, which are known to the State of California to cause cancer. For more information, visit www.P65Warnings.ca.gov

SCH 40 SEAMLESS

NIPPLES AND FITTINGS



**LEAD
FREE**

2" - 11 1/2

2" DIAMETER SCH 40 SEAMLESS

MIDLAND	AMC	LENGTH	BOX/CASE	APPROX. WT. LBS.	LIST
40160	80300-32	Close (2")	25/50	0.69	---
40161	80300-3225	x 2-1/2"	25/50	0.86	---
40162	80300-3230	x 3"	25/50	1.03	---
40163	80300-3235	x 3-1/2"	25/50	1.20	---
40164	80300-3240	x 4"	1/25	1.37	---
40165	80300-3245	x 4-1/2"	1/25	1.54	---
40166	80300-3250	x 5"	1/25	1.72	---
40167	80300-3255	x 5-1/2"	1/25	1.89	---
40168	80300-3260	x 6"	1/25	2.06	---
40169	80300-3270	x 7"	1/20	2.40	---
40170	80300-3280	x 8"	1/18	2.74	---
40171	80300-3290	x 9"	1/18	3.09	---
40172	80300-3292	x 10"	1/18	3.43	---
40173	80300-3294	x 11"	1/18	3.77	---
40174	80300-3296	x 12"	1/14	4.12	---
40175	80300-329918	x 18"	1/1	6.18	---
40176	80300-329924	x 24"	1/1	8.24	---
40178	80300-329936	x 36"	1/1	12.36	---
40179	80300-329948	x 48"	1/1	16.48	---

113RB



**LEAD
FREE**

2 1/2" - 8

2-1/2" DIAMETER SCH 40 SEAMLESS

MIDLAND	AMC	LENGTH	BOX/CASE	APPROX. WT. LBS.	LIST
40180	80300-40	Close (2-1/2")	1/36	1.26	---
40181	80300-4030	x 3"	1/36	1.51	---
40182	80300-4035	x 3-1/2"	1/30	1.76	---
40183	80300-4040	x 4"	1/30	2.02	---
40184	80300-4045	x 4-1/2"	1/30	2.27	---
40185	80300-4050	x 5"	1/20	2.52	---
40186	80300-4055	x 5-1/2"	1/20	2.77	---
40187	80300-4060	x 6"	1/20	3.03	---
40193		x 12"			

See our Valve section for 2-1/2, 3 and 4" Valves

WARNING: This product can expose you to chemicals, including Nickel, which are known to the State of California to cause cancer. For more information, visit www.P65Warnings.ca.gov

SCH 40 SEAMLESS

NIPPLES AND FITTINGS




LEAD FREE

3" DIAMETER SCH 40 SEAMLESS

MIDLAND	AMC	LENGTH	BOX/CASE	APPROX. WT. LBS.	LIST
40200	80300-48	Close (2-5/8")	1/24	1.89	---
40201	80300-4830	x 3"	1/20	2.16	---
40202	80300-4835	x 3-1/2"	1/18	2.52	---
40203	80300-4840	x 4"	1/18	2.88	---
40204	80300-4845	x 4-1/2"	1/18	3.24	---
40205	80300-4850	x 5"	1/18	3.60	---
40206	80300-4855	x 5-1/2"	1/18	3.96	---
40207	80300-4860	x 6"	1/12	4.32	---
40209	80300-4880	x 8"	1/1	5.76	---
40213	80300-4896	x 12"	1/1		---


113RB



LEAD FREE

4" DIAMETER SCH 40 SEAMLESS

MIDLAND	AMC	LENGTH	BOX/CASE	APPROX. WT. LBS.	LIST
40220	80300-64	Close (2-7/8)	1/20	2.40	---
40221	80300-6430	x 3"	1/10	2.72	---
40222	80300-6435	x 3-1/2"	1/10	3.18	---
40223	80300-6440	x 4"	1/10	3.71	---
40224	80300-6445	x 4-1/2"	1/5	4.24	---
40225	80300-6450	x 5"	1/5	4.77	---
40226	80300-6455	x 5-1/2"	1/5	5.30	---
40234	80300-6460	x 6"	1/5	6.36	---



LEAD FREE

6" DIAMETER SCH 40 SEAMLESS

MIDLAND	AMC	LENGTH	BOX/CASE	APPROX. WT. LBS.	LIST
40254		Close	1/1	4.94	---
40256		x 4"	1/1	6.54	---
40259		x 4-1/2"	1/1	7.12	---
40260		x 5"	1/1	7.91	---
40261		x 6"	1/1	9.49	---

WARNING: This product can expose you to chemicals, including Nickel, which are known to the State of California to cause cancer. For more information, visit www.P65Warnings.ca.gov

CHROME PLATED

NIPPLES AND FITTINGS

113CP



3/8" DIAMETER CHROME PLATED

MIDLAND	AMC	LENGTH	BOX/CASE	APPROX. WT. LBS.	LIST
41040	81300-06	X Close	5/25	0.05	---
41041	81300-0615	x 1-1/2"	5/25	0.08	---
41042	81300-0620	x 2"	5/25	0.10	---
41043	81300-0625	x 2-1/2"	5/25	0.13	---
41044	81300-0630	x 3"	5/25	0.16	---
41045	81300-0635	x 3-1/2"	5/25	0.18	---
41046	81300-0640	x 4"	5/25	0.21	---
41047	81300-0645	x 4-1/2"	5/25	0.23	---
41048	81300-0650	x 5"	5/25	0.26	---
41049	81300-0655	x 5-1/2"	5/25	0.29	---
41050	81300-0660	x 6"	5/25	0.31	---
41054	81300-0692	x 10"	1/1	0.52	---
41056	81300-0696	x 12"	1/1	0.62	---



1/2" DIAMETER CHROME PLATED

MIDLAND	AMC	LENGTH	BOX/CASE	APPROX. WT. LBS.	LIST
41060	81300-08	X Close	5/25	0.09	---
41061	81300-0815	x 1-1/2"	5/25	0.12	---
41062	81300-0820	x 2"	5/25	0.16	---
41063	81300-0825	x 2-1/2"	5/25	0.20	---
41064	81300-0830	x 3"	5/25	0.23	---
41065	81300-0835	x 3-1/2"	5/25	0.27	---
41066	81300-0840	x 4"	5/25	0.31	---
41067	81300-0845	x 4-1/2"	5/25	0.35	---
41068	81300-0850	x 5"	5/25	0.39	---
41069	81300-0855	x 5-1/2"	5/25	0.43	---
41070	81300-0860	x 6"	5/25	0.47	---
41074	81300-0892	x 10"	1/1	0.78	---
41075		x 11"	1/1	0.86	---
41076	81300-0896	x 12"	1/1	0.94	---
41077		x 18"	1/1	1.41	---
41079		x 24"	1/1	1.88	---
41244		x 36"	1/1	2.82	---
41245		x 48"	1/1	3.76	---

WARNING: This product can expose you to chemicals, including Nickel, which are known to the State of California to cause cancer. For more information, visit www.P65Warnings.ca.gov

CHROME PLATED

NIPPLES AND FITTINGS



3/4" DIAMETER CHROME PLATED

81300-12

MIDLAND	AMC	LENGTH	BOX/CASE	APPROX. WT. LBS.	LIST
41080	81300-12	Close (1- 3/8")	25/400	0.15	
41081	81300-1215	x 1-1/2"	25/400	0.16	---
41082	81300-1220	x 2"	25/300	0.21	---
41083	81300-1225	x 2-1/2"	25/300	0.27	---
41084	81300-1230	x 3"	25/200	0.32	---
41085	81300-1235	x 3-1/2"	25/200	0.37	---
41086	81300-1240	x 4"	25/150	0.43	---
41087	81300-1245	x 4-1/2"	25/150	0.48	---
41088	81300-1250	x 5"	25/100	0.53	---
41089	81300-1255	x 5-1/2"	25/100	0.59	---
41090	81300-1260	x 6"	25/100	0.64	---



1" DIAMETER CHROME PLATED

81300-16

MIDLAND	AMC	LENGTH	BOX/CASE	APPROX. WT. LBS.	LIST
41100	81300-16	Close (1-1/2")	25/200	0.23	---
41101	81300-1620	x 2"	25/200	0.30	---
41102	81300-1625	x 2-1/2"	25/150	0.38	---
41103	81300-1630	x 3"	25/150	0.45	---
41104	81300-1635	x 3-1/2"	25/100	0.53	---
41105	81300-1640	x 4"	25/100	0.60	---
41106	81300-1645	x 4-1/2"	25/100	0.68	---
41107	81300-1650	x 5"	25/75	0.75	---
41108	81300-1655	x 5-1/2"	25/75	0.83	---
41109	81300-1660	x 6"	25/50	0.94	---

WARNING: This product can expose you to chemicals, including Nickel, which are known to the State of California to cause cancer. For more information, visit www.P65Warnings.ca.gov



BRONZE FITTINGS

NIPPLES AND FITTINGS

BRONZE FITTINGS



UL842, UL258, UL125, FM

Class 125 (150) For steam, water, gas, oil and air service

Standard specifications

Materials - ASTM B62-93 (85,5,5,5) C83600

Dimensions - ANSI B 16.15

Threads - ANSI B2.1 or BA 21 and Fed. WW-P-460C, MSS-SP-106, ANSI/ASME B1.20.1

- UL/ FM Approved
- ISO 9001:2000
- Not Lead Free
- RoHS Compliant

Bronze threaded fittings are manufactured from smooth-cored castings, designed to provide full flow with minimum restriction. All threads are accurately machined and gauged to ensure a perfect fit with the pipe. All fittings are individually tested under water to ensure quality. Bronze provides a tighter seal and is easier to install than other metals. Can be used for water, plumbing, heating, pneumatic and marine applications, able to resist the harmful effects of corrosion when coming into contact with salt water or fresh water polluted with mineral acids or peaty soils.

LEAD FREE BRASS FITTINGS

**LEAD
FREE**

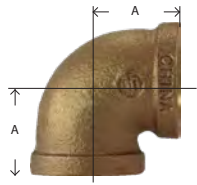


- Approved to ANSI/NSF 61-4 California AB 1953
- Meets Federal State Drinking Water Act, Lead Free Requirement
- Brass fittings conform to AWWA C800
- Brass castings conform to ASTM B584, UNS Alloy C8933
- Brass fittings dimensions conform to ASME B16.15
- NPT threads on all fittings conform to ASME B1.20.1
- Brass unions conform to specification A-A-59617
- Manufacturing facilities are ISO 9001:2008

WARNING: This product can expose you to chemicals, including Nickel, which are known to the State of California to cause cancer. For more information, visit www.P65Warnings.ca.gov

BRONZE/ LEAD FREE BRONZE

NIPPLES AND FITTINGS



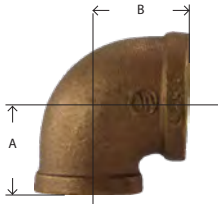
100RB

738100



90° ELBOWS

MIDLAND	AMC	LIST	BOX/CASE	SIZE	MIDLAND	AMC	LIST
44100	38100-02	---	50/600	1/8"	44100LF	738100-02	---
44101	38100-04	---	35/420	1/4"	44101LF	738100-04	---
44102	38100-06	---	90/360	3/8"	44102LF	738100-06	---
44103	38100-08	---	50/200	1/2"	44103LF	738100-08	---
44104	38100-12	---	35/105	3/4"	44104LF	738100-12	---
44105	38100-16	---	20/60	1"	44105LF	738100-16	---
44106	38100-20	---	20/40	1-1/4"	44106LF	738100-20	---
44107	38100-24	---	15/30	1-1/2"	44107LF	738100-24	---
44108	38100-32	---	8/16	2"	44108LF	738100-32	---
44109	38100-40	---	1/12	2-1/2"	44109LF	738100-40	---
44110	38100-48	---	1/4	3"	44110LF	738100-48	---
44112	38100-64	---	1/2	4"	44112LF	738100-64	---



100RRB

738105



90° REDUCING ELBOWS

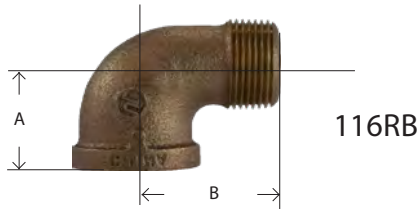
MIDLAND	AMC	LIST	BOX/CASE	SIZE	MIDLAND	AMC	LIST
44120	38105-0402	---		1/4 x 1/8	44120LF	738105-0402	---
				3/8 x 1/8	44121LF	738105-0602	---
44122	38105-0604	---		3/8 x 1/4	44122LF	738105-0604	---
44123	38105-0804	---	60/240	1/2 x 1/4	44123LF	738105-0804	---
44124	38105-0806	---	60/240	1/2 x 3/8	44124LF	738105-0806	---
44125	38105-1204	---	40/160	3/4 x 1/4	44125LF	738105-1204	---
				3/4 x 3/8	44126LF	738105-1206	---
44127	38105-1208	---		3/4 x 1/2	44127LF	738105-1208	---
				1 x 1/4	44128LF	738105-1604	---
				1 x 3/8	44129LF		---
				1 x 1/2	44130LF	738105-1608	---
44131	38105-1612	---	50/100	1 x 3/4	44131LF	738105-1612	---
				1 1/4 x 1/2	44132LF		---
				1 1/4 x 3/4	44133LF	738105-2012	---
44134	38105-2016	---	25/50	1 1/4 x 1	44134LF	738105-2016	---
				1 1/2 x 1/2	44135LF	738105-2408	---
				1 1/2 x 3/4	44136LF	738105-2412	---
44137	38105-2416	---	10/40	1 1/2 x 1	44137LF	738105-2416	---
				1 1/2 x 1 1/4	44138LF	738105-2420	---
44140	38105-3216	---		2 x 1	44140LF	738105-3216	---
				2 x 1 1/4	44141LF	738105-3220	---
				2 x 1 1/2	44142LF	738105-3224	---
				2 1/2 x 2	44146LF	738105-4032	---
				3 x 2	44150LF	738105-4832	---

WARNING: This product can expose you to chemicals, including Nickel, which are known to the State of California to cause cancer. For more information, visit www.P65Warnings.ca.gov



BRONZE/ LEAD FREE BRONZE

NIPPLES AND FITTINGS



116RB

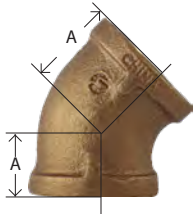
90° STREET ELLS

738116

LEAD FREE



MIDLAND	AMC	LIST	BOX/CASE	SIZE	MIDLAND	AMC	LIST
44160	38116-02	---	60/720	1/8"	44160LF	738116-02	---
44161	38116-04	---	35/420	1/4"	44161LF	738116-04	---
44162	38116-06	---	60/240	3/8"	44162LF	738116-06	---
44163	38116-08	---	60/180	1/2"	44163LF	738116-08	---
44164	38116-12	---	35/105	3/4"	44164LF	738116-12	---
44165	38116-16	---	45/90	1"	44165LF	738116-16	---
44166	38116-20	---	25/50	1-1/4"	44166LF	738116-20	---
44167	38116-24	---	9/27	1-1/2"	44167LF	738116-24	---
44168	38116-32	---	8/16	2"	44168LF	738116-32	---
44169	38116-40	---	5/10	2-1/2"	44169LF	738116-40	---
44170	38116-48	---	1/8	3"	44170LF	738116-48	---



10045RB

45° ELBOWS

738107

LEAD FREE

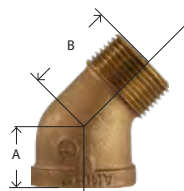


MIDLAND	AMC	LIST	BOX/CASE	SIZE	MIDLAND	AMC	LIST
44180	38107-02	---	50/600	1/8"	44180LF	738107-02	---
44181	38107-04	---	30/360	1/4"	44181LF	738107-04	---
44182	38107-06	---	75/300	3/8"	44182LF	738107-06	---
44183	38107-08	---	50/200	1/2"	44183LF	738107-08	---
44184	38107-12	---	40/120	3/4"	44184LF	738107-12	---
44185	38107-16	---	20/60	1"	44185LF	738107-16	---
44186	38107-20	---	20/40	1-1/4"	44186LF	738107-20	---
44187	38107-24	---	10/30	1-1/2"	44187LF	738107-24	---
44188	38107-32	---	12/24	2"	44188LF	738107-32	---
44189	38107-40	---	1/12	2-1/2"	44189LF	738107-40	---
44190	38107-48	---	1/10	3"	44190LF	738107-48	---
				4"	44191LF	738107-64	---

WARNING: This product can expose you to chemicals, including Nickel, which are known to the State of California to cause cancer. For more information, visit www.P65Warnings.ca.gov

BRONZE/ LEAD FREE BRONZE

NIPPLES AND FITTINGS



124RB

738124



45° STREET ELBOWS

MIDLAND	AMC	LIST	BOX/CASE	SIZE	MIDLAND	AMC	LIST
44200	38124-02	---	70/840	1/8"			
44201	38124-04	---	100/400	1/4"	44201LF	738124-04	---
44202	38124-06	---	100/400	3/8"	44202LF	738124-06	---
44203	38124-08	---	75/225	1/2"	44203LF	738124-08	---
44204	38124-12	---	40/120	3/4"	44204LF	738124-12	---
44205	38124-16	---	25/75	1"	44205LF	738124-16	---
44206	38124-20	---	10/40	1-1/4"	44206LF	738124-20	---
44207	38124-24	---	10/30	1-1/2"	44207LF	738124-24	---
44208	38124-32	---	12/24	2"	44208LF	738124-32	---



102RB

738102



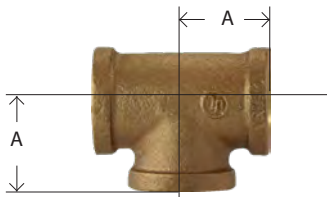
CROSSES

MIDLAND	AMC	LIST	BOX/CASE	SIZE	MIDLAND	AMC	LIST
44391	38102-04	---	60/240	1/4"	44391LF	738102-04	---
44392	38102-06	---	50/150	3/8"	44392LF	738102-06	---
44393	38102-08	---	30/90	1/2"	44393LF	738102-08	---
44394	38102-12	---	20/60	3/4"	44394LF	738102-12	---
44395	38102-16	---	15/30	1"	44395LF	738102-16	---
44396	38102-20	---	10/20	1-1/4"	44396LF	738102-20	---
44397	38102-24	---	8/16	1-1/2"	44397LF	738102-24	---
44398		---	5/10	2"	44398LF	738102-32	---

WARNING: This product can expose you to chemicals, including Nickel, which are known to the State of California to cause cancer. For more information, visit www.P65Warnings.ca.gov

BRONZE/ LEAD FREE BRONZE

NIPPLES AND FITTINGS



101RB



TEES

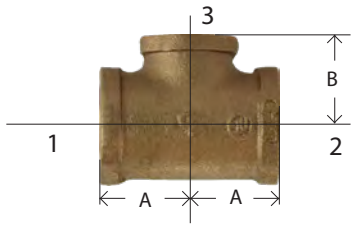
MIDLAND	AMC	LIST	BOX/CASE	SIZE	MIDLAND	AMC	LIST
44250	38101-02	---	120/480	1/8"	44250LF	738101-02	---
44251	38101-04	---	75/300	1/4"	44251LF	738101-04	---
44252	38101-06	---	45/180	3/8"	44252LF	738101-06	---
44253	38101-08	---	40/120	1/2"	44253LF	738101-08	---
44254	38101-12	---	35/70	3/4"	44254LF	738101-12	---
44255	38101-16	---	20/40	1"	44255LF	738101-16	---
44256	38101-20	---	14/28	1-1/4"	44256LF	738101-20	---
44257	38101-24	---	12/24	1-1/2"	44257LF	738101-24	---
44258	38101-32	---	8/16	2"	44258LF	738101-32	---
44259	38101-40	---	1/6	2-1/2"	44259LF	738101-40	---
44260	38101-48	---	1/6	3"	44260LF	738101-48	---
				4"	44261LF	738101-64	---

WARNING: This product can expose you to chemicals, including Nickel, which are known to the State of California to cause cancer. For more information, visit www.P65Warnings.ca.gov

NIPPLES & FITTINGS

BRONZE/ LEAD FREE BRONZE

NIPPLES AND FITTINGS



101RRB

738106



REDUCING TEES
REDUCING ON THE BRANCH

MIDLAND	AMC	LIST	BOX/CASE	SIZE 1 X 2 X 3	MIDLAND	AMC	LIST
				1/4 x 1/4 x 1/8	44270LF	738106-040402	---
				3/8 x 3/8 x 1/4	44273LF	738106-060604	---
44276	38106-080804	---	40/160	1/2 x 1/2 x 1/4	44276LF	738106-080804	---
				1/2 x 1/2 x 3/8	44279LF	738106-080806	---
44280	38106-080812	---	40/160	1/2 x 1/2 x 3/4	44280LF	738106-080812	---
44287	38106-120808	---		3/4 x 1/2 x 1/2	44287LF	738106-120808	---
				3/4 x 1/2 x 3/4	44288LF	738106-120812	---
44282	38106-121204	---	25/100	3/4 x 3/4 x 1/4	44282LF	738106-121204	---
44283	38106-121206	---	25/100	3/4 x 3/4 x 3/8	44283LF	738106-121206	---
44286	38106-121208	---	20/80	3/4 x 3/4 x 1/2	44286LF	738106-121208	---
				1 x 1/2 x 1/2	44292LF	738106-160808	---
				1 x 1/2 x 3/4	44293LF	738106-160812	---
44296	38106-161212	---		1 x 3/4 x 3/4	44296LF		---
				1 x 1 x 1/4	44268LF	738106-161604	---
				1 x 1 x 3/8	44290LF	738106-161606	---
44291		---	15/60	1 x 1 x 1/2	44291LF	738106-161608	---
44298	38106-161612	---	12/48	1 x 1 x 3/4	44298LF	738106-161612	---
				1 1/4 x 1/2 x 1 1/4	44314LF		---
44301	38106-202008	---	20/40	1 1/4 x 1 1/4 x 1/2	44301LF	738106-202008	---
44303	38106-202012	---	20/40	1 1/4 x 1 1/4 x 3/4	44303LF	738106-202012	---
44306	38106-202016	---	20/40	1 1/4 x 1 1/4 x 1	44306LF	738106-202016	---
				1 1/2 x 1 1/2 x 1/2	44315LF		---
				1 1/2 x 1 1/2 x 3/4	44316LF	738106-241212	---
				1 1/2 x 1 1/2 x 1	44318LF		---
				1 1/2 x 1 1/2 x 1 1/4	44322LF		---
				2 x 2 x 1/2	44327LF	738106-323208	---
				2 x 2 x 3/4	44328LF		---
				2 x 2 x 1	44330LF	738106-323216	---
				2 x 2 x 1 1/4	44334LF		---
				2 x 2 x 1 1/2	44336LF	738106-323224	---
				2 1/2 x 2 1/2 x 2	44344LF		---
				3 x 3 x 2	44351LF	738106-484832	---

WARNING: This product can expose you to chemicals, including Nickel, which are known to the State of California to cause cancer.
 For more information, visit www.P65Warnings.ca.gov



NIPPLES & FITTINGS

BRONZE/ LEAD FREE BRONZE

NIPPLES AND FITTINGS



103RB

738103



COUPLINGS

MIDLAND	AMC	LIST	BOX/CASE	SIZE	MIDLAND	AMC	LIST
44410	38103-02	---	70/840	1/8"	44410LF	738103-02	---
44411	38103-04	---	40/480	1/4"	44411LF	738103-04	---
44412	38103-06	---	40/480	3/8"	44412LF	738103-06	---
44413	38103-08	---	60/240	1/2"	44413LF	738103-08	---
44414	38103-12	---	50/150	3/4"	44414LF	738103-12	---
44415	38103-16	---	25/100	1"	44415LF	738103-16	---
44416	38103-20	---	16/64	1-1/4"	44416LF	738103-20	---
44417	38103-24	---	18/36	1-1/2"	44417LF	738103-24	---
44418	38103-32	---	12/24	2"	44418LF	738103-32	---
44419	38103-40	---	1	2-1/2"	44419LF	738103-40	---
44420	38103-48	---	1	3"	44420LF	738103-48	---
				4"	44421LF	738103-64	---

WARNING: This product can expose you to chemicals, including Nickel, which are known to the State of California to cause cancer. For more information, visit www.P65Warnings.ca.gov

NIPPLES & FITTINGS

BRONZE/ LEAD FREE BRONZE

NIPPLES AND FITTINGS



119RB

738119



REDUCING COUPLINGS

MIDLAND	AMC	LIST	BOX/CASE	SIZE	MIDLAND	AMC	LIST
44430	38119-0402	---	70/840	1/4" x 1/8"	44430LF	738119-0402	---
44431	38119-0602	---	35/420	3/8" x 1/8"	44431LF	738119-0602	---
44432	38119-0604	---	30/360	3/8" x 1/4"	44432LF	738119-0604	---
44433	38119-0802	---	75/300	1/2" x 1/8"	44433LF		
44434	38119-0804	---	75/300	1/2" x 1/4"	44434LF	738119-0804	---
44435	38119-0806	---	60/240	1/2" x 3/8"	44435LF	738119-0806	---
44436	38119-1204	---	45/180	3/4" x 1/4"	44436LF	738119-1204	---
44437	38119-1206	---	45/180	3/4" x 3/8"	44437LF	738119-1206	---
44438	38119-1208	---	60/180	3/4" x 1/2"	44438LF	738119-1208	---
44440	38119-1606	---	30/120	1" x 3/8"	44440LF		
44441	38119-1608	---	30/120	1" x 1/2"	44441LF	738119-1608	---
44442	38119-1612	---	25/100	1" x 3/4"	44442LF	738119-1612	---
44444	38119-2008	---	25/75	1-1/4" x 1/2"	44444LF	738119-2008	---
44445	38119-2012	---	25/75	1-1/4" x 3/4"	44445LF	738119-2012	---
44446	38119-2016	---	15/60	1-1/4" x 1"	44446LF	738119-2016	---
44447	38119-2408	---	20/60	1-1/2" x 1/2"	44447LF	738119-2408	---
44448	38119-2412	---	15/60	1-1/2" x 3/4"	44448LF	738119-2412	---
44449	38119-2416	---	25/50	1-1/2" x 1"	44449LF	738119-2416	---
44450	38119-2420	---	12/48	1-1/2" x 1-1/4"	44450LF	738119-2420	---
44458	38119-3208	---	12/36	2" x 1/2"	44458LF		
44451	38119-3212	---	12/36	2" x 3/4"	44451LF	738119-3212	---
44452	38119-3216	---	12/36	2" x 1"	44452LF	738119-3216	---
44453	38119-3220	---	9/27	2" x 1-1/4"	44453LF	738119-3220	---
44454	38119-3224	---	9/27	2" x 1-1/2"	44454LF	738119-3224	---
44461	38119-4024	---	1	2-1/2" x 1-1/2"	44461LF		
44462	38119-4032	---	1	2-1/2" x 2"	44462LF	738119-4032	---
44456	38119-4832	---	1	3" x 2"	44456LF		
44463	38119-4840	---	1	3" x 2-1/2"	44463LF		

WARNING: This product can expose you to chemicals, including Nickel, which are known to the State of California to cause cancer. For more information, visit www.P65Warnings.ca.gov



BRONZE/ LEAD FREE BRONZE

NIPPLES AND FITTINGS



108RB

738108



CAPS

MIDLAND	AMC	LIST	BOX/CASE	SIZE	MIDLAND	AMC	LIST
44470	38108-02	---	80/160	1/8"	44470LF	738108-02	---
44471	38108-04	---	80/960	1/4"	44471LF	738108-04	---
44472	38108-06	---	60/720	3/8"	44472LF	738108-06	---
44473	38108-08	---	75/300	1/2"	44473LF	738108-08	---
44474	38108-12	---	40/160	3/4"	44474LF	738108-12	---
44475	38108-16	---	25/100	1"	44475LF	738108-16	---
44476	38108-20	---	20/80	1-1/4"	44476LF	738108-20	---
44477	38108-24	---	18/54	1-1/2"	44477LF	738108-24	---
44478	38108-32	---	12/36	2"	44478LF	738108-32	---
44479	38108-40	---		2-1/2"	44479LF	738108-40	---
44480	38108-48	---	1	3"	44480LF	738108-48	---
				4"	44481LF	738108-64	---



104RB

738104



UNIONS

MIDLAND	AMC	LIST	BOX/CASE	SIZE	MIDLAND	AMC	LIST
44600	38104-02	---	40/160	1/8"	44600LF	738104-02	---
44601	38104-04	---	40/160	1/4"	44601LF	738104-04	---
44602	38104-06	---	40/160	3/8"	44602LF	738104-06	---
44603	38104-08	---	50/100	1/2"	44603LF	738104-08	---
44604	38104-12	---	35/70	3/4"	44604LF	738104-12	---
44605	38104-16	---	20/40	1"	44605LF	738104-16	---
44606	38104-20	---	15/30	1-1/4"	44606LF	738104-20	---
44607	38104-24	---	10/20	1-1/2"	44607LF	738104-24	---
44608	38104-32	---	6/12	2"	44608LF	738104-32	---
44609	38104-40	---	4/8	2-1/2"	44609LF	738104-40	---
44610	38104-48	---	4/8	3"	44610LF	738104-48	---
				4"	44611LF	738104-64	---

WARNING: This product can expose you to chemicals, including Nickel, which are known to the State of California to cause cancer. For more information, visit www.P65Warnings.ca.gov

NIPPLES & FITTINGS

BRONZE/ LEAD FREE BRONZE

NIPPLES AND FITTINGS

NIPPLES & FITTINGS



Hex

110RB

738110



HEX BUSHINGS

MIDLAND	AMC	LIST	BOX/CASE	SIZE	MIDLAND	AMC	LIST
44500	38110-0402	---	120/1440	1/4" x 1/8"	44500LF	738110-0402	---
44501	38110-0602	---	75/900	3/8" x 1/8"	44501LF	738110-0602	---
44502	38110-0604	---	75/900	3/8" x 1/4"	44502LF	738110-0604	---
44503	38110-0802	---	150/600	1/2" x 1/8"	44503LF	738110-0802	---
44504	38110-0804	---	150/600	1/2" x 1/4"	44504LF	738110-0804	---
44505	38110-0806	---	150/600	1/2" x 3/8"	44505LF	738110-0806	---
44506	38110-1202	---	75/300	3/4" x 1/8"	44506LF	738110-1202	---
44507	38110-1204	---	75/300	3/4" x 1/4"	44507LF	738110-1204	---
44508	38110-1206	---	75/300	3/4" x 3/8"	44508LF	738110-1206	---
44509	38110-1208	---	75/300	3/4" x 1/2"	44509LF	738110-1208	---
44557	38110-1602	---	50/200	1" x 1/8"			
44510*	38110-1604	---	50/200	1" x 1/4"	44510LF*	738110-1604	---
44511*	38110-1606	---	50/200	1" x 3/8"	44511LF	738110-1606	---
44512	38110-1608	---	50/200	1" x 1/2"	44512LF	738110-1608	---
44513	38110-1612	---	50/200	1" x 3/4"	44513LF	738110-1612	---
44514	38110-2004	---	30/120	1-1/4" x 1/4"	44514LF	738110-2004	---
44515	38110-2006	---	30/120	1-1/4" x 3/8"	44515LF	738110-2006	---
44516*	38110-2008	---	30/120	1-1/4" x 1/2"	44516LF*	738110-2008	---
44517	38110-2012	---	30/120	1-1/4" x 3/4"	44517LF	738110-2012	---
44518	38110-2016	---	30/120	1-1/4" x 1"	44518LF	738110-2016	---
44519*	38110-2404	---	25/75	1-1/2" x 1/4"	44519LF	738110-2404	---
44520*	38110-2406	---	25/75	1-1/2" x 3/8"	44520LF	738110-2406	---
44521*	38110-2408	---	25/75	1-1/2" x 1/2"	44521LF*	738110-2408	---
44522*	38110-2412	---	25/75	1-1/2" x 3/4"	44522LF*	738110-2412	---
44523	38110-2416	---	25/75	1-1/2" x 1"	44523LF	738110-2416	---
44524	38110-2420	---	25/75	1-1/2" x 1-1/4"	44524LF	738110-2420	---
44527*	38110-3208	---	20/60	2" x 1/2"	44527LF	738110-3208	---
44528*	38110-3212	---	20/60	2" x 3/4"	44528LF	738110-3212	---
44529*	38110-3216	---	20/60	2" x 1"	44529LF*	738110-3216	---
44530	38110-3220	---	20/60	2" x 1-1/4"	44530LF	738110-3220	---
44531	38110-3224	---	20/60	2" x 1-1/2"	44531LF	738110-3224	---
44532	38110-4016	---	15/30	2-1/2" x 1"	44532LF	738110-4016	---
			15/30	2-1/2" x 1-1/4"	44533LF	738110-4020	---
44534	38110-4024	---	15/30	2-1/2" x 1-1/2"	44534LF	738110-4024	---
44535	38110-4032	---	15/30	2-1/2" x 2"	44535LF	738110-4032	---
44537	38110-4824	---	12/24	3" x 1-1/2"	44537LF	738110-4824	---
44538	38110-4832	---	12/24	3" x 2"	44538LF	738110-4832	---
44539	38110-4840	---	12/24	3" x 2-1/2"	44539LF	738110-4840	---
44541	38110-6432	---	5/10	4" x 2"	44541LF	738110-6432	---
			5/10	4" x 2-1/2"	44542LF	738110-6440	---
44543	38110-6448	---	12/24	4" x 3"	44543LF	738110-6448	---

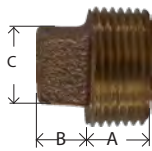
* INSIDE HEX



WARNING: This product can expose you to chemicals, including Nickel, which are known to the State of California to cause cancer. For more information, visit www.P65Warnings.ca.gov

BRONZE/ LEAD FREE BRONZE

NIPPLES AND FITTINGS



109RB

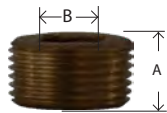
738109



CORED SQUARE HEAD PLUGS

MIDLAND	AMC	LIST	BOX/CASE	SIZE	MIDLAND	AMC	LIST
44650*	38109-02	---	300/3600	1/8"	44650LF	738109-02	---
44651*	38109-04	---	150/1800	1/4"	44651LF	738109-04	---
44652*	38109-06	---	100/1200	3/8"	44652LF	738109-06	---
44653	38109-08	---	50/600	1/2"	44653LF	738109-08	---
44654	38109-12	---	30/360	3/4"	44654LF	738109-12	---
44655	38109-16	---	20/240	1"	44655LF	738109-16	---
44656	38109-20	---	40/120	1-1/4"	44656LF	738109-20	---
44657	38109-24	---	30/90	1-1/2"	44657LF	738109-24	---
44658	38109-32	---	20/60	2"	44658LF	738109-32	---
44659	38109-40	---	16/32	2-1/2"	44659LF	738109-40	---
44660	38109-48	---	16/32	3"	44660LF	738109-48	---
44662	38109-64	---	6/12	4"	44662LF	738109-64	---

* solid



109ALRB

SQUARE DRIVE 738115

BRONZE COUNTERSUNK PLUGS



MIDLAND	AMC	LIST	SIZE	BOX/CASE	MIDLAND	AMC	LIST
			1/8"		44630LF		
			1/4"		44631LF		
			3/8"		44632LF		
44633	38115-08	---	1/2"	120/1440	44633LF		
44634	38115-12	---	3/4"	70/840	44634LF		---
44635	38115-16	---	1"	20/240	44635LF		---
44636	38115-20	---	1-1/4"	40/120	44636LF		---
44637	38115-24	---	1-1/2"	30/90	44637LF		---
44638	38115-32	---	2"	20/60	44638LF		---
44639	38115-40	---	2-1/2"	1/1	44639LF		---
44640	38115-48	---	3"	1/1	44640LF		---
44641	83115-64	---	4"	1/1	44641LF		---



• Straight Thread

111RB

HEX LOCKNUTS

738111




MIDLAND	AMC	LIST	BOX/CASE	SIZE	MIDLAND	AMC	LIST
44700	38111-02	---	180/720	1/8"	44700LF	780111-02	
44701	38111-04	---	90/540	1/4"	44701LF	738111-04	---
44702	38111-06	---	90/540	3/8"	44702LF	738111-06	---
44703	38111-08	---	90/360	1/2"	44703LF	738111-08	---
44704	38111-12	---	90/360	3/4"	44704LF	738111-12	---
44705	38111-16	---	50/150	1"	44705LF	738111-16	---
44706	38111-20	---	45/180	1-1/4"	44706LF	738111-20	---
44707	38111-24	---	45/135	1-1/2"	44707LF	738111-24	---
44708	38111-32	---	25/75	2"	44708LF	738111-32	---

WARNING: This product can expose you to chemicals, including Nickel, which are known to the State of California to cause cancer. For more information, visit www.P65Warnings.ca.gov

BRONZE/ LEAD FREE BRONZE

NIPPLES AND FITTINGS



109SRB


738114



SOLID SQUARE HEAD PLUGS


MIDLAND	AMC	LIST	SIZE	BOX/CASE	MIDLAND	AMC	LIST
44670	38114-02	---	1/8"	400/4800	44670LF	738114-02	---
44671	38114-04	---	1/4"	150/1800	44671LF	738114-04	---
44672	38114-06	---	3/8"	120/1440	44672LF	738114-06	---
44673	38114-08	---	1/2"	50/600	44673LF	738114-08	---
44674	38114-12	---	3/4"	35/420	44674LF	738114-12	---
44675	38114-16	---	1"	20/240	44675LF	738114-16	---
44676	38114-20	---	1-1/4"	30/120	44676LF	738114-20	---
44677	38114-24	---	1-1/2"	30/90	44677LF	738114-24	---
44678	38114-32	---	2"	10/60	44678LF	738114-32	---
			2-1/2"		44679LF	780114-40	
			3"		44680LF	780114-48	

HEX NIPPLES



MIDLAND	AMC	LIST	SIZE	BOX/CASE
44720		---	1/8"	400/4800
44721		---	1/4"	150/1800
44722		---	3/8"	120/1440
44723		---	1/2"	240/480
44724		---	3/4"	80/320
44725		---	1"	50/150
44726		---	1-1/4"	50/100
44727		---	1-1/2"	35/70
44728		---	2"	20/40
44729		---	2-1/2"	1
44730M		---	3"	4/8

REDUCING HEX NIPPLES



MIDLAND	AMC	LIST	SIZE	BOX/CASE
44740		---	1/4" x 1/8"	1/1
44742		---	1/2" x 3/8"	1/1
44753		---	1-1/2" x 1-1/4"	1/1

WARNING: This product can expose you to chemicals, including Nickel, which are known to the State of California to cause cancer. For more information, visit www.P65Warnings.ca.gov

BRONZE/ LEAD FREE BRONZE

NIPPLES AND FITTINGS

FLANGE THREADED COMPANION LEAD-FREE



MIDLAND	AMC	LIST	SIZE	STD. PACK.	WT. PER 100
44790LF	738150-08	---	1/2" x 3-1/2"	1	95
44791LF	780150-12	---	3/4" x 3-7/8"	1	124
44792LF	738150-16	---	1" x 4-1/4"	1	168
44793LF	738150-20	---	1-1/4" x 4-5/8"	1	224
44794LF	738150-24	---	1-1/2" x 5"	1	251
44795LF	738150-32	---	2" x 6"	1	454
44796LF	738150-40	---	2-1/2" x 7"	1	673
44797LF	738150-48	---	3" x 7-1/2"	1	864
44798LF	738150-64	---	4" x 9"	1	1227
44799LF	780150-80	---	5" x 10"	1	1495
44800LF		---	6" x 11"	1	1801

FLANGE SWEAT COMPANION LEAD FREE



MIDLAND	AMC	LIST	SIZE	STD. PACK.	WT. PER 100
44827LF		---	1-1/2" x 5"	1	176
44828LF		---	2" x 6"	1	291
44829LF		---	2-1/2" x 7"	1	405
44830LF		---	3" x 7-1/2"	1	520
44831LF		---	4" x 9"	1	798

FLANGE FLOOR LEAD FREE



MIDLAND	AMC	LIST	SIZE	STD. PACK.	WT. PER 100
44780LF	738151-08	---	1/2"	1	35
44781LF	738151-12	---	3/4"	1	44
44782LF	738151-16	---	1"	1	59
44783LF	780151-20		1-1/4"	1	87
44784LF	738151-24	---	1-1/2"	1	105
44785LF	738151-32	---	2"	1	150

WARNING: This product can expose you to chemicals, including Nickel, which are known to the State of California to cause cancer. For more information, visit www.P65Warnings.ca.gov



CHROME PLATED BRONZE FITTINGS

NIPPLES AND FITTINGS

90° ELBOW



LEAD FREE

781100

MIDLAND	AMC	SIZE	LIST
45102LF	781100-06	3/8"	---
45103LF	781100-08	1/2"	---
45104LF	781100-12	3/4"	---
45105LF	781100-16	1"	---

90° STREET ELBOW



LEAD FREE

781116

MIDLAND	AMC	SIZE	LIST
45163LF	781116-08	1/2"	---

COUPLING



LEAD FREE

781103

MIDLAND	AMC	SIZE	LIST
45412LF	781103-06	3/8"	---
45413LF	781103-08	1/2"	---

TEE



LEAD FREE

781101

MIDLAND	AMC	SIZE	LIST
45252LF		3/8"	---
45253LF		1/2"	---

90° ELBOW



81100

MIDLAND	AMC	SIZE	LIST
45100	81100-02	1/8"	---
45101		1/4"	---
45102	81100-06	3/8"	---
45103	81100-08	1/2"	---
45104	81100-12	3/4"	---
45105	81100-16	1"	---
45124	81105-0806	1/2" x 3/8"	---
45127	81105-1208	3/4" x 1/2"	---

45° ELBOW



81124

MIDLAND	AMC	SIZE	LIST
45200	81124-02	1/8"	---
45201	81124-04	1/4"	---
45202	81124-06	3/8"	---
45203	81124-08	1/2"	---
45204	81124-12	3/4"	---

90° STREET ELLS



81116

MIDLAND	AMC	SIZE	LIST
45160	81100-02	1/8"	---
45161		1/4"	---
45162	781116-06	3/8"	---
45163	81116-08	1/2"	---
45164	781116-12	3/4"	---
45165	81116-15	1"	---

CROSSES



81102

MIDLAND	AMC	SIZE	LIST
45393	81102-08	1/2"	---
45394	81102-12	3/4"	---

WARNING: This product can expose you to chemicals, including Nickel, which are known to the State of California to cause cancer. For more information, visit www.P65Warnings.ca.gov

CHROME PLATED BRONZE FITTINGS

NIPPLES AND FITTINGS

45° ELBOWS



81107

MIDLAND	AMC	SIZE	LIST
45180	81107-02	1/8"	
45181	780124-04	1/4"	---
45182	81107-06	3/8"	---
45183	781107-08	1/2"	---
45184	81107-12	3/4"	---
45185	81107-16	1"	---

TEES



81101

MIDLAND	AMC	SIZE	LIST
45250	81101-02	1/8"	---
45251	81101-04	1/4"	---
45252	81101-06	3/8"	---
45253	81101-08	1/2"	---
45254	81101-12	3/4"	---
45255	81101-16	1"	---

COUPLINGS



81103

MIDLAND	AMC	SIZE	LIST
45410	81103-02	1/8"	
45411	81103-04	1/4"	---
45412	81103-06	3/8"	---
45413	81103-08	1/2"	---
45414	81103-12	3/4"	---
45415	81103-16	1"	---
45432		3/8" x 1/4"	---
45435	81119-0806	1/2" x 3/8"	---
45438	81119-1208	3/4" x 1/2"	---
45439	81119-1612	1" x 3/4"	---

CAPS



81108

MIDLAND	AMC	SIZE	LIST
45470	81108-02	1/8"	---
45471	81108-04	1/4"	---
45472	81108-06	3/8"	---
45473	81108-08	1/2"	---
45474	81108-12	3/4"	---
45475	81108-16	1"	---

UNIONS



81104

MIDLAND	AMC	SIZE	LIST
45600	81104-02	1/8"	---
45601	81104-04	1/4"	---
45602		3/8"	---
45603	781104-08	1/2"	---
45604	81104-12	3/4"	---
45605	81104-16	1"	---
45606	81104-20	1-1/4"	---

HEX BUSHINGS



81110

MIDLAND	AMC	SIZE	LIST
45502	781110-0604	3/8" x 1/4"	
45504	81110-0804	1/2" x 1/4"	
45505	781110-0806	1/2" x 3/8"	
45509	781110-1208	3/4" x 1/2"	
45513	81110-1612	1" x 3/4"	

PLUGS



MIDLAND	AMC	SIZE	LIST
45652	81109-06	3/8"	---
45653	81109-08	1/2"	---
45654	781109-12	3/4"	---
45655	81109-16	1"	---
45657		1-1/2"	---

WARNING: This product can expose you to chemicals, including Nickel, which are known to the State of California to cause cancer. For more information, visit www.P65Warnings.ca.gov

CLEANOUT PLUGS/ DROP EAR ELBOWS

NIPPLES AND FITTINGS



• Southern Code

CAST BRASS SQUARE HEAD CLEANOUT PLUG

PART #	SIZE	BOX/CASE	LIST PRICE
970300	1-1/2"	100/200	---
970301	2"	100/200	---
970302	2-1/2"	50/200	---
970303	3"	20/160	---
970304	3-1/2"	20/120	---
970305	4"	10/80	---
970330	5"	10/60	---
970331	6"	10/40	---
970332	8"	5/20	---
970333	10"	1/1	---



• Southern Code

CAST BRASS COUNTERSUNK HEAD CLEANOUT PLUG

PART #	SIZE	BOX/CASE	LIST PRICE
970306	1-1/2"	100/200	---
970307	2"	100/200	---
970308	2-1/2"	100/200	---
970309	3"	50/200	---
970310	3-1/2"	20/160	---
970311	4"	20/120	---
970312	5"	10/60	---
970313	6"	10/40	---
970314	8"	5/20	---



CAST BRASS COUNTERSUNK CLEANOUT
W 1/4-20 TAP

PART #	SIZE	BOX/CASE	LIST PRICE
970700	1-1/2"	1/1	---
970701	2"	1/1	---
970702	2-1/2"	1/1	---
970703	3"	1/1	---
970704	3-1/2"	1/1	---
970705	4"	1/1	---
970706	5"	1/1	---
970707	6"	1/1	---

DROP EAR ELBOWS

• Lead Free Brass

• Lead Free Bronze



PART #	SWT X FIP	LIST PRICE
44840LF	1/2 x 1/2 Bronze	---
44841LF	1/2 x 1/2 Brass	---
44842LF	3/4 x 1/2 Brass	---
44843LF	3/4 x 3/4 Brass	---



• Lead Free Brass

PART #	SWT X SWT	LIST PRICE
44844LF	1/2 x 1/2	---



• Lead Free
Bronze

PART #	PEX X FIP	LIST PRICE
44845LF	1/2 x 1/2	---

WARNING: This product can expose you to chemicals, including Nickel, which are known to the State of California to cause cancer. For more information, visit www.P65Warnings.ca.gov

BRONZE/ STEEL INSERT FITTINGS

NIPPLES AND FITTINGS

BRONZE INSERT FITTINGS

150 PSI Genuine red brass - for plastic pipe

- Not Lead Free

HEX MALE ADAPTERS



(Barb x Male Pipe)

PART #	BARB X MALE	LIST PRICE
973925	3/4" x 3/4"	---
973927	1" x 1"	---
973930	1" x 1-1/4"	---
973929	1-1/4" x 1"	---
973928	1-1/4" x 1-1/4"	---
973948	1-1/2" x 1-1/2"	---
973949	2" x 2"	---

BRONZE TEES ALL BARB



PART #	SIZE	LIST PRICE
973965	3/4"	---
973966	1"	---
973967	1-1/4"	---

ELBOWS



(Barb x Male Pipe)

PART #	SIZE	LIST PRICE
973980	3/4" x 3/4"	---
973981	1" x 3/4"	---
973982	1" x 1"	---

ELBOWS



(Barb x Barb)

PART #	HOSE SIZE	LIST PRICE
973975	3/4"	---
973976	1"	---
973977	1-1/4" x 1"	---
973978	1-1/4"	---
973979	1-1/2"	---

STEEL INSERT FITTINGS FOR PLASTIC PIPE

MALE ADAPTER

- Galvanized



(Barb x Male Pipe)

PART #	SIZE	BOX/CASE	LIST PRICE
973906	1/2"	25/100	---
973907	3/4"	25/10	---
973908	1"	16/48	---
973909	1-1/4"	12/36	---
973910	1-1/2"	6/36	---
973911	2"	5/25	---
973912	2-1/2"	1/3	---
973913	3"	1/3	---
973914	4"	1/3	---

REDUCING ADAPTER



(Insert x NPT)

PART #	SIZE	LIST PRICE
974264	3/4 x 1/2	---
974265	1 x 3/4	---
974266	1-1/4 x 1	---
974267	1-1/2 x 1-1/4	---

COUPLINGS



PART #	SIZE	BOX/CASE	LIST PRICE
973900	1/2	30/120	---
973901	3/4	20/100	---
973902	1	20/100	---
973903	1-1/4	16/64	---
973904	1-1/2	12/48	---
973905	2	5/25	---

WARNING: This product can expose you to chemicals, including Nickel, which are known to the State of California to cause cancer. For more information, visit www.P65Warnings.ca.gov

SS AND LEAD FREE BRONZE INSERT

NIPPLES AND FITTINGS

STAINLESS STEEL #304



#304 INSERT X MALE PIPE

- For coiled plastic pipe to submersible pump

PART #	SIZE	LIST PRICE
973947SS	1/2 x 1/2	---
973925SS	3/4 x 3/4	---
973926SS	1 x 3/4	---
973927SS	1 x 1	---
973930SS	1 x 1-1/4	---
973928SS	1-1/4 x 1-1/4	---
973948SS	1-1/2 x 1-1/2	---
973949SS	2 x 2	---



#304 INSERT X MIP ELBOW

- Hydrant elbow

PART #	SIZE	LIST PRICE
973980SS	3/4 x 3/4	---
973982SS	1 x 1	---
973985SS	1-1/4 x 1-1/4	---

LEAD FREE BRONZE INSERT FITTINGS

- NSF Approved
- ANSI 61-8



INSERT X INSERT

PART #	SIZE	LIST PRICE
973960LF	1/2	---
973961LF	3/4	---
973962LF	1	---
973963LF	1-1/4	---

- NSF Approved
- ANSI 61-8



INSERT TEE

PART #	SIZE	LIST PRICE
973965LF	3/4	---
973966LF	1	---
973967LF	1-1/4	---

- NSF Approved
- ANSI 61-8



INSERT X MALE BRANCH TEE

PART #	SIZE	LIST PRICE
973969LF	3/4	---
973970LF	1 x 3/4	---
973971LF	1	---

- NSF Approved
- ANSI 61-8



INSERT X INSERT ELBOW

PART #	SIZE	LIST PRICE
973975LF	3/4	---
973976LF	1	---

WELL COUPLINGS



304 SS DROP WELL COUPLINGS STANDARD

PART #	SIZE	LIST PRICE
62415DC	1	---
62416DC	1-1/4	---
62417DC	1-1/2	---
62418DC	2	---



HEAVY WALLED SS 304 DROP WELL COUPLINGS

PART #	SIZE	LIST PRICE
62415HDDC	1	---
62416HDDC	1-1/4	---
62417HDDC	1-1/2	---
62418HDDC	2	---



#304 STAINLESS STEEL MERCHANT COUPLINGS

PART #	SIZE	LIST PRICE
61775	1	---
61776	1-1/4	---
61777	1-1/2	---
61778	2	---

WARNING: This product can expose you to chemicals, including Nickel, which are known to the State of California to cause cancer. For more information, visit www.P65Warnings.ca.gov



SCH 40 STAINLESS STEEL NIPPLES

NIPPLES AND FITTINGS

STAINLESS STEEL NIPPLES



SCHEDULE 40 WELDED

Stainless steel pipe nipples are manufactured from stainless steel pipe that conforms to specification ASTM A312/SA312.

All stainless steel nipples conform to specification ASTM A733. Threads conform to the requirements of ANSI B1.20.1.

304

The basic alloy. Type 304 (18-8) is an austenitic steel possessing a minimum of 18% chromium and 8% nickel, combined with a maximum of 0.08% carbon. It is a nonmagnetic steel which cannot be hardened by heat treatment, but instead, must be cold worked to obtain higher tensile strengths.

Because of its ability to withstand the corrosive action of various acids found in fruits, meats, milk, and vegetables,

Type 304 is especially suited for all types of dairy equipment piping and valves, the brewing industry, the citrus and fruit juice industry, and in food processing applications. Also used for the dye tanks, pipelines buckets, dippers, etc. that come in contact with the lormic, acetic, and other organic acids used in the dyeing industry.

In the marine environment, because of its slightly higher strength and wear resistance than type 316 it is also used for nuts, bolts, screws, and other fasteners. It is also used for springs, cogs, and other components where both wear and corrosion resistance is needed.



SCHEDULE 80 SEAMLESS

- SEAMLESS FOR UNRESTRICTED FLOW
- USE WITH AIR, WATER, OIL, NATURAL GAS, STEAM
- FITTINGS: USE THREADED CLASS 3000 HIGH-PRESSURE STAINLESS STEEL.
- ASTM A733 • ASTM A312 • ANSI/ ASME B1.20.1
- PSI 3000

316

For severe environments. Of course, there are many industrial processes that require a higher level of resistance to corrosion than Type 304 can offer. For these applications, Type 316 is the answer.

In type 316, the nickel content is increased slightly. What distinguishes Type 316 from Type 304 is the addition of molybdenum up to a maximum of 3%.

Molybdenum increases the corrosion resistance of this chromium-nickel alloy to withstand attack by many industrial chemicals and solvents, and, in particular, inhibits pitting caused by chlorides. As such, molybdenum is one of the single most useful alloying additives in the fight against corrosion.

Type 316 can withstand corrosive attack by sodium and calcium brines, hypochlorite solutions, phosphoric acid; and the sulfite liquors and sulfurous acids used in the paper pulp industry. This alloy, therefore, is specified for industrial equipment that handles the corrosive process chemicals used to produce inks, rayons, photographic chemicals, paper, textiles, bleaches, and rubber. Type 316 is also used extensively for surgical implants within the hostile environment of the body.

Type 316 is the main stainless used in the marine environment, with the exception of fasteners and other items where strength and wear resistance are needed, then Type 304 (18-8) is typically used.

WARNING: This product can expose you to chemicals, including Nickel, which are known to the State of California to cause cancer. For more information, visit www.P65Warnings.ca.gov

SCH 40 STAINLESS STEEL NIPPLES

NIPPLES AND FITTINGS

#304

1/8" - 27

#316



1/8" DIAMETER
SCH 40 WELDED



PART # 304 S.S.	LIST PRICE	LENGTH	BOX	APPROX. WT. LBS.	PART # 316 S.S.	LIST PRICE
48001	---	X Close (3/4")	25	0.01	49001	---
48002	---	x 1-1/2"	25	0.03	49002	---
48003	---	x 2"	25	0.04	49003	---
48004	---	x 2-1/2"	25	0.05	49004	---
48005	---	x 3"	25	0.06	49005	---
48006	---	x 3-1/2"	25	0.07	49006	---
48007	---	x 4"	25	0.07	49007	---
48008	---	x 4-1/2"	25	0.09	49008	---
48009	---	x 5"	25	0.10	49009	---
48010	---	x 5-1/2"	25	0.11	49010	---
48011	---	x 6"	25	0.12	49011	---
		x 8"			49013	
48015	---	x 10"	1	0.19		
		x 12"	1	0.24	49017	---

1/4" - 18



1/4" DIAMETER
SCH 40 WELDED



PART # 304 S.S.	LIST PRICE	LENGTH	BOX	APPROX. WT. LBS.	PART # 316 S.S.	LIST PRICE
48020	---	X Close (7/8")	25	0.02	49020	---
48021	---	x 1-1/2"	25	0.04	49021	---
48022	---	x 2"	25	0.06	49022	---
48023	---	x 2-1/2"	25	0.07	49023	---
48024	---	x 3"	25	0.09	49024	---
48025	---	x 3-1/2"	25	0.11	49025	---
48026	---	x 4"	25	0.13	49026	---
48027	---	x 4-1/2"	25	0.14	49027	---
48028	---	x 5"	25	0.16	49028	---
48029	---	x 5-1/2"	25	0.18	49029	---
48030	---	x 6"	25	0.19	49030	---
48031	---	x 7"	1	0.22	49031	---
48032	---	x 8"	1	0.25	49032	---
		x 9"	1	0.31	49033	---
48034	---	x 10"	1	0.35	49034	---
		x 11"	1	0.40	49035	---
48036	---	x 12"	1	0.44	49036	---
		x 14"	1	0.46	49037	---
		x 16"	1	0.47	49038	---

WARNING: This product can expose you to chemicals, including Nickel, which are known to the State of California to cause cancer. For more information, visit www.P65Warnings.ca.gov



SCH 40 STAINLESS STEEL NIPPLES

NIPPLES AND FITTINGS

#304



3/8"-18

3/8" DIAMETER
SCH 40 WELDED

#316



PART # 304 S.S.	LIST PRICE	LENGTH	BOX	APPROX. WT. LBS.	PART # 316 S.S.	LIST PRICE
48040	---	X Close (1")	25	0.03	49040	---
48041	---	x 1-1/2"	25	0.06	49041	---
48042	---	x 2"	25	0.07	49042	---
48043	---	x 2-1/2"	25	0.10	49043	---
48044	---	x 3"	25	0.12	49044	---
48045	---	x 3-1/2"	25	0.15	49045	---
48046	---	x 4"	25	0.17	49046	---
48047	---	x 4-1/2"	25	0.19	49047	---
48048	---	x 5"	25	0.22	49048	---
48049	---	x 5-1/2"	25	0.23	49049	---
48050	---	x 6"	25	0.26	49050	---
48052	---	x 8"	1	0.34	49052	---
48053	---	x 9"	1			
48054	---	x 10"	1	0.43	49054	---
48056	---	x 12"	1			



1/2" - 14

1/2" DIAMETER
SCH 40 WELDED



PART # 304 S.S.	LIST PRICE	LENGTH	BOX	APPROX. WT. LBS.	PART # 316 S.S.	LIST PRICE
48060	---	X Close 1-1/8"	25	0.05	49060	---
48061	---	x 1-1/2"	25	0.07	49061	---
48062	---	x 2"	25	0.10	49062	---
48063	---	x 2-1/2"	25	0.14	49063	---
48064	---	x 3"	25	0.18	49064	---
48065	---	x 3-1/2"	25	0.20	49065	---
48066	---	x 4"	25	0.25	49066	---
48067	---	x 4-1/2"	25	0.28	49067	---
48068	---	x 5"	25	0.31	49068	---
48069	---	x 5-1/2"	25	0.34	49069	---
48070	---	x 6"	25	0.39	49070	---
48071	---	x 7"	1	0.41		
48072	---	x 8"	1	0.52	49072	---
48073	---	x 9"	1	0.54		
48074	---	10"	1	0.58	49074	---
48075	---	x 11"	1	0.64		
48076	---	x 12"	1	0.69	49076	

WARNING: This product can expose you to chemicals, including Nickel, which are known to the State of California to cause cancer. For more information, visit www.P65Warnings.ca.gov

NIPPLES & FITTINGS

SCH 40 STAINLESS STEEL NIPPLES

NIPPLES AND FITTINGS

NIPPLES & FITTINGS

#304



3/4" - 14

3/4" DIAMETER
SCH 40 WELDED

#316



PART # 304 S.S.	LIST PRICE	LENGTH	BOX	APPROX. WT. LBS.	PART # 316 S.S.	LIST PRICE
48080	---	X Close (1-3/8")	25	0.08	49080	---
48081	---	x 1-1/2"	25	0.13	49081	---
48082	---	x 2"	25	0.14	49082	---
48083	---	x 2-1/2"	25	0.17	49083	---
48084	---	x 3"	25	0.22	49084	---
48085	---	x 3-1/2"	25	0.27	49085	---
48086	---	x 4"	25	0.32	49086	---
48087	---	x 4-1/2"	25	0.38	49087	---
48088	---	x 5"	25	0.40	49088	---
48089	---	x 5-1/2"	25	0.42	49089	---
48090	---	x 6"	25	0.48	49090	---
48091	---	x 7"	1	0.45	49091	---
48092	---	x 8"	1	0.67	49092	---
48094	---	x 10"	1	0.94	49094	---
48096	---	x 12"	1	1.03	49096	---



1" - 11 1/2

1" DIAMETER
SCH 40 WELDED



PART # 304 S.S.	LIST PRICE	LENGTH	BOX	APPROX. WT. LBS.	PART # 316 S.S.	LIST PRICE
48100	---	X Close (1-1/2")	25	0.13	49100	---
48101	---	x 2"	25	0.20	49101	---
48102	---	x 2-1/2"	25	0.25	49102	---
48103	---	x 3"	25	0.33	49103	---
48104	---	x 3-1/2"	25	0.40	49104	---
48105	---	x 4"	25	0.47	49105	---
48106	---	x 4-1/2"	25	0.53	49106	---
48107	---	x 5"	25	0.55	49107	---
48108	---	x 5-1/2"	25	0.60	49108	---
48109	---	x 6"	25	0.71	49109	---
48110	---	x 7"	1	0.57	49110	---
48111	---	x 8"	1	1.02	49111	---
48113	---	x 10"	1	1.16	49113	---
48115	---	x 12"	1	1.31	49115	---


WARNING: This product can expose you to chemicals, including Nickel, which are known to the State of California to cause cancer. For more information, visit www.P65Warnings.ca.gov

SCH 40 STAINLESS STEEL NIPPLES

NIPPLES AND FITTINGS



1 1/4" - 11 1/2

1-1/4" DIAMETER
SCH 40 WELDED



PART # 304 S.S.	LIST PRICE	LENGTH	BOX	APPROX. WT. LBS.	PART # 316 S.S.	LIST PRICE
48120	---	X Close (1-5/8")	10	0.17	49120	---
48121	---	x 2"	10	0.23	49121	---
48122	---	x 2-1/2"	10	0.35	49122	---
48123	---	x 3"	10	0.46	49123	---
48124	---	x 3-1/2"	10	0.52	49124	---
48125	---	x 4"	10	0.65	49125	---
48126	---	x 4-1/2"	10	0.53	49126	---
48127	---	x 5"	10	0.60	49127	---
48128	---	x 5-1/2"	10	0.61	49128	---
48129	---	x 6"	10	0.71	49129	---
48131	---	x 8"	1	1.34		
48135	---	x 12"	1	1.54		



1-1/2" - 11 1/2

1-1/2" DIAMETER
SCH 40 WELDED



PART # 304 S.S.	LIST PRICE	LENGTH	BOX	APPROX. WT. LBS.	PART # 316 S.S.	LIST PRICE
48140	---	X Close x 1-3/4"	10	0.25	49140	---
48141	---	x 2"	10	0.32	49141	---
48142	---	x 2-1/2"	10	0.41	49142	---
48143	---	x 3"	10	0.52	49143	---
48144	---	x 3-1/2"	10	0.62	49144	---
48145	---	x 4"	10	0.73	49145	---
48146	---	x 4-1/2"	10	0.86	49146	---
48147	---	x 5"	10	0.95	49147	---
48148	---	x 5-1/2"	10	1.01	49148	---
48149	---	x 6"	10	1.19	49149	---
48151	---	x 8"	1	1.63	49151	---
48152	---	x 9"	1	1.88		
48153	---	x 10"	1	2.28	49153	---
48155	---	x 12"	1	2.43		

WARNING: This product can expose you to chemicals, including Nickel, which are known to the State of California to cause cancer. For more information, visit www.P65Warnings.ca.gov

NIPPLES & FITTINGS

SCH 40 STAINLESS STEEL NIPPLES

NIPPLES AND FITTINGS



2" DIAMETER
SCH 40 WELDED



PART # 304 S.S.	LIST PRICE	LENGTH	BOX	APPROX. WT. LBS.	PART # 316 S.S.	LIST PRICE
48160	---	X Close (2")	10	0.37	49160	---
48161	---	x 2-1/2"	10	0.54	49161	---
48162	---	x 3"	10	0.65	49162	---
48163	---	x 3-1/2"	10	0.88	49163	---
48164	---	x 4"	10	1.02	49164	---
48165	---	x 4-1/2"	10	1.16	49165	---
48166	---	x 5"	10	1.29	49166	---
48167	---	x 5-1/2"	10	1.46	49167	---
48168	---	x 6"	10	1.57	49168	---
48169	---	x 7"	1	1.92	49169	---
48170	---	x 8"	1	2.01	49170	---
48171	---	x 9"	1	2.55		
48172	---	x 10"	1	2.69		
48174	---	x 12"	1	2.89		

2-1/2" DIAMETER
SCH 40 WELDED

PART # 304 S.S.	LENGTH	BOX	APPROX. WT. LBS.	LIST PRICE
48180	X Close (2-1/2")	10	0.64	---
48181	x 3"			---
48187	x 6"	1	2.37	---
48193	x 12"	1	4.85	---



3" DIAMETER
SCH 40 WELDED

PART # 304 S.S.	LIST PRICE	LENGTH	BOX	APPROX. WT. LBS.	PART # 316 S.S.	LIST PRICE
48200	---	X Close (2-5/8")	10	0.95	49200	---
48201	---	x 3"	10	1.32	49201	---
48203	---	x 4"	10	1.66	49203	---
48205	---	x 5"	5	1.72	49205	---
48207	---	x 6"	5	1.88	49207	---
48209	---	x 8"	1	1.91	49209	---
48213	---	x 12"	1	2.12	49213	---



4" DIAMETER
SCH 40 WELDED

PART # 304 S.S.	LIST PRICE	LENGTH	BOX	APPROX. WT. LBS.	PART # 316 S.S.	LIST PRICE
48220	---	X Close (2-7/8")	8	1.15	49220	---
		x 4"	1	2.98	49223	---
48227	---	x 6"	1	4.10	49234	---
		x 8"	1	5.95	49236	---
		x 12"	1	9.25	49240	---

WARNING: This product can expose you to chemicals, including Nickel, which are known to the State of California to cause cancer. For more information, visit www.P65Warnings.ca.gov

STAINLESS STEEL FITTINGS



150# 304 & 316 Stainless Steel Fittings

Our high quality standard pattern 150lb rated stainless steel threaded fittings are manufactured to the highest standards. All stainless steel fittings are monitored by our quality control personnel for strict compliance with applicable standards and specifications.

These stainless steel pipe fittings are excellent for uses that involve chemicals or liquids that may be corrosive. Along with fighting corrosion, a stainless steel pipe fitting will prevent contamination making it useful to many professionals.

- Use with air, water, oil, natural gas, steam
- NPT and FNPT threads conform to ASME B1.20.1
- Maximum Pressure: 300 psi @ 72 F; 150 psi @ 366 F for steam
- Maximum Steam Pressure: 150 psi
- Material Conforms to ASTM A-351. Class 150 Pressure Ratings
- Manufacturing facility is ISO 9001:2008
- 304 Stainless Steel is economically priced, chromium-nickel material that offers very good corrosion resistance. 316 Stainless Steel has higher nickel content and contains molybdenum for even better corrosion resistance.

WARNING: This product can expose you to chemicals, including Nickel, which are known to the State of California to cause cancer. For more information, visit www.P65Warnings.ca.gov

304 AND 316 150# SS FITTINGS

NIPPLES AND FITTINGS

90° ELBOW
304 & 316 150#



PART # 304 S.S.	LIST PRICE	SIZE	BOX	APPROX. WT. LBS.	PART # 316 S.S.	LIST PRICE
62100	---	1/8"	25	0.06	63100	---
62101	---	1/4"	25	0.06	63101	---
62102	---	3/8"	25	0.11	63102	---
62103	---	1/2"	25	0.13	63103	---
62104	---	3/4"	25	0.20	63104	---
62105	---	1"	10	0.33	63105	---
62106	---	1-1/4"	10	0.55	63106	---
62107	---	1-1/2"	5	0.77	63107	---
62108	---	2"	5	1.10	63108	---
62109	---	2-1/2"	1	2.09	63109	---
62110	---	3"	1	2.84	63110	---
62112	---	4"	1	5.00	63112	---

90° STREET ELBOW
304 & 316 150#



PART # 304 S.S.	LIST PRICE	SIZE	BOX	APPROX. WT. LBS.	PART # 316 S.S.	LIST PRICE
62160	---	1/8"	25	0.04	63160	---
62161	---	1/4"	25	0.07	63161	---
62162	---	3/8"	25	0.09	63162	---
62163	---	1/2"	25	0.15	63163	---
62164	---	3/4"	25	0.24	63164	---
62165	---	1"	10	0.31	63165	---
62166	---	1-1/4"	10	0.51	63166	---
62167	---	1-1/2"	5	0.84	63167	---
62168	---	2"	5	1.26	63168	---
62169	---	3"	1	4.16	63170	---
		4"	1	7.61	63171	---

45° ELBOW
304 & 316 150#



PART # 304 S.S.	LIST PRICE	SIZE	BOX	APPROX. WT. LBS.	PART # 316 S.S.	LIST PRICE
62180	---	1/8"	25	0.04	63180	---
62181	---	1/4"	25	0.07	63181	---
62182	---	3/8"	25	0.09	63182	---
62183	---	1/2"	25	0.13	63183	---
62184	---	3/4"	25	0.20	63184	---
62185	---	1"	10	0.33	63185	---
62186	---	1-1/4"	10	0.49	63186	---
62187	---	1-1/2"	5	0.66	63187	---
62188	---	2"	5	1.14	63188	---
62189	---	2-1/2"	1	2.82		
62190	---	3"	1	2.91	63190	---
62191	---	4"	1	5.05	63192	---

WARNING: This product can expose you to chemicals, including Nickel, which are known to the State of California to cause cancer.
 For more information, visit www.P65Warnings.ca.gov



304 AND 316 150# SS FITTINGS

NIPPLES AND FITTINGS

TEE
304 & 316 150#



PART # 304 S.S.	LIST PRICE	SIZE	BOX	APPROX. WT. LBS.	PART # 316 S.S.	LIST PRICE
62250	---	1/8"	25	0.07	63250	---
62251	---	1/4"	25	0.07	63251	---
62252	---	3/8"	25	0.11	63252	---
62253	---	1/2"	25	0.20	63253	---
62254	---	3/4"	25	0.29	63254	---
62255	---	1"	10	0.42	63255	---
62256	---	1-1/4"	5	0.66	63256	---
62257	---	1-1/2"	5	0.99	63257	---
62258	---	2"	3	1.43	63258	---
62259	---	2-1/2"	1	1.43		
62260	---	3"	1	3.66	63260	---
		4"	1	7.19	63261	---

CROSS
304 & 316 150#



PART # 304 S.S.	LIST PRICE	SIZE	BOX	APPROX. WT. LBS.	PART # 316 S.S.	LIST PRICE
		1/8"	25	0.06	63390	---
62391	---	1/4"	25	0.09	63391	---
62392	---	3/8"	25	0.13	63392	---
62393	---	1/2"	25	0.29	63393	---
62394	---	3/4"	10	0.44	63394	---
62395	---	1"	10	0.74	63395	---
62396	---	1-1/4"	5	1.25	63396	---
62397	---	1-1/2"	5	1.53	63397	---
62398	---	2"	1	2.28	63398	---
		3"	1	5.46	63400	---
		4"	1	9.41	63401	---

HEX NIPPLE
304 & 316 150#



PART # 304 S.S.	LIST PRICE	SIZE	BOX	APPROX. WT. LBS.	PART # 316 S.S.	LIST PRICE
62720	---	1/8"	1	0.02	63720	---
62721	---	1/4"	1	0.04	63721	---
62722	---	3/8"	1	0.07	63722	---
62723	---	1/2"	1	0.11	63723	---
62724	---	3/4"	1	0.18	63724	---
62725	---	1"	1	0.22	63725	---
62726	---	1-1/4"	1	0.37	63726	---
62727	---	1-1/2"	1	0.46	63727	---
62728	---	2"	1	0.61	63728	---

REDUCING HEX NIPPLE
304 & 316 150#



PART # 304 S.S.	LIST PRICE	SIZE	BOX	APPROX. WT. LBS.	PART # 316 S.S.	LIST PRICE
62740	---	1/4" x 1/8"	1	0.04	63740	---
62741	---	3/8" x 1/8"	1	0.07	63741	---
62742	---	3/8" x 1/4"	1	0.07	63742	---
62744	---	1/2" x 1/4"	1	0.09	63744	---
62745	---	1/2" x 3/8"	1	0.11	63745	---
62747	---	3/4" x 1/4"	1	0.15	63747	---
62748	---	3/4" x 3/8"	1	0.15	63748	---
62749	---	3/4" x 1/2"	1	0.15	63749	---

WARNING: This product can expose you to chemicals, including Nickel, which are known to the State of California to cause cancer.
 For more information, visit www.P65Warnings.ca.gov

304 AND 316 150# SS FITTINGS

NIPPLES AND FITTINGS

COUPLING
304 & 316 150#




PART # 304 S.S.	LIST PRICE	SIZE*	BOX	APPROX. WT. LBS.	PART # 316 S.S.	LIST PRICE
62410	---	1/8"	25	0.03	63410	---
62411	---	1/4"	25	0.06	63411	---
62412	---	3/8"	25	0.07	63412	---
62413	---	1/2"	25	0.13	63413	---
62414	---	3/4"	25	0.18	63414	---
62415	---	1"	25	0.24	63415	---
62416	---	1-1/4"	10	0.44	63416	---
62417	---	1-1/2"	10	0.51	63417	---
62418	---	2"	5	0.79	63418	---
62419	---	2-1/2"	1	1.28	63419	---
62420	---	3"	1	1.87	63420	---
62421	---	4"	1	2.80	63421	---

REDUCING COUPLING
304 & 316 150#



PART # 304 S.S.	LIST PRICE	SIZE	BOX	APPROX. WT. LBS.	PART # 316 S.S.	LIST PRICE
62430	---	1/4" x 1/8"	25	0.04	63430	---
62431	---	3/8" x 1/8"	25	0.04	63431	---
62432	---	3/8" x 1/4"	25	0.04	63432	---
62433	---	1/2" x 1/8"	25	0.09	63433	---
62434	---	1/2" x 1/4"	25	0.09	63434	---
62435	---	1/2" x 3/8"	25	0.09	63435	---
62455	---	3/4" x 1/8"	25	0.13	63455	---
62436	---	3/4" x 1/4"	25	0.11	63436	---
62437	---	3/4" x 3/8"	25	0.13	63437	---
62438	---	3/4" x 1/2"	25	0.15	63438	---
		1" x 1/4"	25	0.25	63459	---
62440	---	1" x 3/8"	25	0.22	63440	---
62441	---	1" x 1/2"	25	0.24	63441	---
62442	---	1" x 3/4"	25	0.24	63442	---
62445	---	1-1/4" x 3/4"	10	0.33	63445	---
62446	---	1-1/4" x 1"	10	0.35	63446	---
62447	---	1-1/2" x 1/2"	10	0.40	63447	---
62448	---	1-1/2" x 3/4"	10	0.42	63448	---
62449	---	1-1/2" x 1"	10	0.44	63449	---
62450	---	1-1/2" x 1-1/4"	10	0.46	63450	---
62459		2" x 1/2"				
62451	---	2" x 3/4"				
62452	---	2" x 1"	5	0.57	63452	---
62453	---	2" x 1-1/4"	5	0.62	63453	---
62454	---	2" x 1-1/2"	5	0.62	63454	---
62462		2-1/2" x 2"				
62428	---	3" x 1"	1	1.82		
62456	---	3" x 2"	1	2.25		
62457		4" x 3"				

OD MACHINED COUPLING
304 & 316 150#




PART # 304 S.S.	LIST PRICE	SIZE	A	B	BOX	APPROX. WT. LBS.	PART # 316 S.S.	LIST PRICE
62410B	---	1/8"	0.76	0.56	25	0.04	63410B	---
62411B	---	1/4"	0.94	0.71	25	0.04	63411B	---
62412B	---	3/8"	0.98	0.84	25	0.07	63412B	---
62413B	---	1/2"	1.33	1.01	25	0.09	63413B	---
62414B	---	3/4"	1.41	1.27	25	0.16	63414B	---
62415B	---	1"	1.69	1.54	10	0.21	63415B	---
62416B	---	1-1/4"	1.93	1.90	10	0.31	63416B	---
62417B	---	1-1/2"	1.93	2.16	5	0.41	63417B	---
62418B	---	2"	1.96	2.66	5	0.68	63418B	---
62420B	---	3"	3.23	3.76	1			

WARNING: This product can expose you to chemicals, including Nickel, which are known to the State of California to cause cancer.
 For more information, visit www.P65Warnings.ca.gov

304 AND 316 150# SS FITTINGS

NIPPLES AND FITTINGS

HALF COUPLING 304 & 316 150#



PART # 304 S.S.	LIST	SIZE	A	B	BOX	APPROX. WT. LBS.	PART # 316 S.S.	LIST PRICE
62770		1/8"						
62771	---	1/4"	0.39	0.70	25	0.02	63771	---
62772	---	3/8"	0.45	0.82	25	0.02	63772	---
62773	---	1/2"	0.57	1.02	25	0.09	63773	---
62774	---	3/4"	0.67	1.22	25	0.11	63774	---
62775	---	1"	0.79	1.47	25	0.13	63775	---
62776	---	1-1/4"	0.86	1.88	10	0.24	63776	---
62777	---	1-1/2"	0.94	2.10	10	0.26	63777	---
62778	---	2"	1.06	2.60	5	0.44	63778	---
62779		3"						

UNION 304 & 316 150#

- Stainless Steel Seat



PART # 304 S.S.	LIST PRICE	SIZE	BOX	APPROX. WT. LBS.	PART # 316 S.S.	LIST PRICE
62600	---	1/8"	25	0.09	63600	---
62601	---	1/4"	25	0.13	63601	---
62602	---	3/8"	25	0.22	63602	---
62603	---	1/2"	25	0.26	63603	---
62604	---	3/4"	25	0.46	63604	---
62605	---	1"	10	0.60	63605	---
62606	---	1-1/4"	5	0.90	63606	---
62607	---	1-1/2"	5	1.10	63607	---
62608	---	2"	1	1.81	63608	---
62609		2-1/2"				
62610	---	3"	1	3.40	63610	---

CAP - CAST 304 & 316 150#



PART # 304 S.S.	LIST PRICE	SIZE	BOX	APPROX. WT. LBS.	PART # 316 S.S.	LIST PRICE
62470	---	1/8"	25	0.02	63470	---
62471	---	1/4"	25	0.02	63471	---
62472	---	3/8"	25	0.04	63472	---
62473	---	1/2"	25	0.07	63473	---
62474	---	3/4"	25	0.11	63474	---
62475	---	1"	10	0.18	63475	---
62476	---	1-1/4"	10	0.29	63476	---
62477	---	1-1/2"	10	0.40	63477	---
62478	---	2"	10	0.60	63478	---
62480	---	3"	1	1.28	63480	---
62481	---	4"	1	1.54		

HEX CAP - BARSTOCK 304 & 316 150#



PART # 304 S.S.	LIST PRICE	SIZE	BOX	APPROX. WT. LBS.	PART # 316 S.S.	LIST PRICE
62075	---	1/8"	25	0.04	63075	---
62076	---	1/4"	25	0.09	63076	---
62077	---	3/8"	25	0.11	63077	---
62078	---	1/2"	25	0.13	63078	---
62079	---	3/4"	25	0.22	63079	---
62080	----	1"	10	0.22	63080	---
62081	----	1-1/4"	10	0.29	63081	---
62082	---	1-1/2"	5	0.40	63082	---
62083	---	2"	5	0.49	63083	----

WARNING: This product can expose you to chemicals, including Nickel, which are known to the State of California to cause cancer. For more information, visit www.P65Warnings.ca.gov



304 AND 316 150# SS FITTINGS

NIPPLES AND FITTINGS

HEX BUSHING
304 & 316 150#



PART # 304 S.S	LIST PRICE	SIZE M X F	BOX	APPROX. WT. LBS.	PART # 316 S.S.	LIST PRICE
62500	---	1/4" x 1/8"	25	0.04	63500	---
62501	---	3/8" x 1/8"	25	0.04	63501	---
62502	---	3/8" x 1/4"	25	0.04	63502	---
62503	---	1/2" x 1/8"	25	0.09		
62504	---	1/2" x 1/4"	25	0.09	63504	---
62505	---	1/2" x 3/8"	25	0.11	63505	---
62506	---	3/4" x 1/8"	25	0.13	63506	---
62507	---	3/4" x 1/4"	25	0.15	63507	---
62508	---	3/4" x 3/8"	25	0.15	63508	---
62509	---	3/4" x 1/2"	25	0.15	63509	---
62557	---	1" x 1/8"	25	0.27		
62510	---	1" x 1/4"	25	0.22	63510	---
62511	---	1" x 3/8"	25	0.24	63511	---
62512	---	1" x 1/2"	25	0.24	63512	---
62513	---	1" x 3/4"	25	0.24	63513	---
62515	---	1-1/4" x 3/8"	25	0.37		
62516	---	1-1/4" x 1/2"	25	0.37	63516	---
62517	---	1-1/4" x 3/4"	25	0.37	63517	---
62518	---	1-1/4" x 1"	25	0.37	63518	---
62521	---	1-1/2" x 1/2"	25	0.44	63521	---
62522	---	1-1/2" x 3/4"	25	0.46	63522	---
62532	---	1-1/2" x 1"	25	0.49	63523	---
62524	---	1-1/2" x 1-1/4"	25	0.46	63524	---
62559	---	2" x 1/4"	10	0.95	63526	
62527	---	2" x 1/2"	10	0.66	63527	---
62528	---	2" x 3/4"	10	0.66	63528	---
62529	---	2" x 1"	10	0.66	63529	---
62530	---	2" x 1-1/4"	10	0.68	63530	---
62531	---	2" x 1-1/2"	10	0.68	63531	---
62547		2-1/2" 3/4"				
62536	---	2-1/2" x 1"	5	1.70		
62534	---	2-1/2" x 1-1/2"	5	1.23	63534	---
62535	---	2-1/2" x 2"	5	1.21	63535	---
		3" x 1"	5	2.20	63550	---
62537	---	3" x 1-1/2"	5	1.97	63537	---
62538	---	3" x 2"	5	1.72	63538	---
62539	---	3" x 2-1/2"	5	1.81	63539	
		4" x 1-1/2"	5	3.92	63540	---
		4" x 2"	1	3.72	63541	---
62543	---	4" x 3"	1	2.43	63543	---

• STAINLESS STEEL BULKHEAD FITTINGS IN BULKHEAD SECTION

STAINLESS STEEL:

- BARBED FOR PLASTIC PIPE
- WELL COUPLINGS
- MERCHANT COUPLINGS
- SEE END OF BRONZE FITTING SECTION

WARNING: This product can expose you to chemicals, including Nickel, which are known to the State of California to cause cancer. For more information, visit www.P65Warnings.ca.gov

304 AND 316 150# SS FITTINGS

NIPPLES AND FITTINGS

HEX LOCKNUT

304 & 316 150#

- Straight Thread



PART # 304 S.S.	LIST PRICE	SIZE	BOX	APPROX. WT. LBS.	PART # 316 S.S.	LIST PRICE
62700	---	1/8"	25	0.02		
62701	---	1/4"	25	0.05	63701	---
62702	---	3/8"	25	0.06	63702	---
62703	---	1/2"	25	0.07	63703	---
62704	---	3/4"	25	0.11	63704	---
62705	---	1"	25	0.15	63705	---
62706	---	1-1/4"	25	0.22	63706	---
62707	---	1-1/2"	25	0.29	63707	---
62708	---	2"	10	0.35	63708	---

CORED SQUARE HEAD PLUG

304 & 316 150#



PART # 304 S.S.	LIST PRICE	SIZE	BOX	APPROX. WT. LBS.	PART # 316 S.S.	LIST PRICE
62670	---	1/8"	25	0.02	63670	---
62671	---	1/4"	25	0.03	63671	---
62672	---	3/8"	25	0.04	63672	---
62653	---	1/2"	25	0.06	63653	---
62654	---	3/4"	25	0.13	63654	---
62655	---	1"	25	0.20	63655	---
62656	---	1-1/4"	25	0.32	63656	---
62657	---	1-1/2"	10	0.41	63657	---
62658	---	2"	10	0.65	63658	---
62659	---	2-1/2"	1	1.04		
62660	---	3"	1	0.88		

CORED HEX HEAD PLUG

304 & 316 150#



PART # 304 S.S.	LIST PRICE	SIZE	BOX	APPROX. WT. LBS.	PART # 316 S.S.	LIST PRICE
62630	---	1/8"	25	0.02	63630	---
62631	---	1/4"	25	0.02	63631	---
62632	---	3/8"	25	0.04	63632	---
62633	---	1/2"	25	0.07	63633	---
62634	---	3/4"	25	0.11	63634	---
62635	---	1"	25	0.20	63635	---
62636	---	1-1/4"	25	0.31	63636	---
62637	---	1-1/2"	10	0.44	63637	---
62638	---	2"	10	0.65	63638	---
62640		3"				
		4"	1	2.77	63641	---

HOSE NIPPLE

304 & 316 150#



HOSE BARB X MALE PIPE

PART # 304 S.S.	LIST PRICE	HOSE I.D. X MALE PIPE	BOX	APPROX. WT. LBS.	PART # 316 S.S.	LIST PRICE
73951	---	1/4"	1	0.04	973951	---
73952	---	3/8"	1	0.07	973952	---
73953	---	1/2"	1	0.13	973953	---
73954	---	3/4"	1	0.20	973954	---
73955	---	1"	1	0.33	973955	---
73956	---	1-1/4"	1	0.47	973956	---
73957	---	1-1/2"	1	0.67	973957	---
73958	---	2"	1	0.88	973958	---
73959	---	2-1/2"	1	1.45	973959	---
73960	---	3"	1	1.94	973990	---
73961	---	4"	1	3.57	973991	---

WARNING: This product can expose you to chemicals, including Nickel, which are known to the State of California to cause cancer. For more information, visit www.P65Warnings.ca.gov

304 AND 316 150# SS FITTINGS

NIPPLES AND FITTINGS

REDUCING HOSE NIPPLE

304 150#



HOSE BARB X MALE PIPE

PART # 304 S.S.	HOSE I.D. X MALE PIPE	BOX	APPROX. WT. LBS.	LIST PRICE
73970	1/4" x 1/8"	1	0.04	---
73971	3/8" x 1/4"	1	0.07	---
73972	1/2" x 3/8"	1	0.13	---
73973	1/2" x 1/4"	1	0.13	---
73974	3/4" x 1/2"	1	0.20	---
73975	1" x 3/4"	1	0.33	---
73976	1" x 1/2"	1	0.33	---
73977	1-1/4" x 1"	1	0.46	---
73979	1-1/2" x 1-1/4"	1	0.66	---
73980	1-1/2" x 1"	1	0.66	---
73981	2" x 1-1/2"	1	0.88	---
73982	2" x 1-1/4"	1	0.88	---

SOLID HEX HEAD PLUG

316 150#



PART # 316 S.S.	SIZE	BOX	APPROX. WT. LBS.	LIST PRICE
63660	1/8"	25	0.04	---
63661	1/4"	25	0.06	---
63662	3/8"	25	0.08	---
63663	1/2"	25	0.12	---
63664	3/4"	25	0.15	---
63665	1"	25	0.24	---

HEX SOCKET PLUG - BARSTOCK

316 150#



PART # 316 S.S.	SIZE	BOX	APPROX. WT. LBS.	LIST PRICE
63759	1/16"	1	0.03	---
63760	1/8 "	1	0.05	---
63761	1/4 "	1	0.07	---
63762	3/8 "	1	0.10	---
63763	1/2 "	1	0.14	---
63764	3/4 "	1	0.21	---
63765	1"	1	0.24	---


SOLID SQUARE HEAD PLUG

316 150#



PART # 316 S.S.	SIZE	BOX	APPROX. WT. LBS.	LIST PRICE
63680	1/8"	25	0.04	---
63681	1/4"	25	0.04	---
63682	3/8"	25	0.05	---
63683	1/2"	25	0.06	---
63684	3/4"	25	0.12	---


WARNING: This product can expose you to chemicals, including Nickel, which are known to the State of California to cause cancer. For more information, visit www.P65Warnings.ca.gov



BLACK AND GALVANIZED STEEL NIPPLES

Product Specifications

Welded steel pipe nipples both galvanized and black in diameters ranging from 1/8" up to 4" in lengths from close to 12" and cut-pipe up to 120" -200°-150° Temp Rating.

Technical Specifications

Standards: Product complies with ASTM A-53, A-733 and ANSI B1.20.1 for threading, dimensions and pipe specifications.

Pipe: Complies with ASTM A-53 mill tested schedule 40 and 80 for both Welded & Seamless Meets ANSI B36.1. All pipe is hydrostatic tested.

Galvanized: Zinc coating applied by hot dipped. Galvanized complying with ASTM A-123, NSF approved, RoHS compliant.

Black: Protected against oxidation with varnish coating.

Cutting Procedure: All pipe is roller cut. A visual inspection of seams, excessive galvanizing, mid-welds, poor galvanizing, bends, roundness, under and over weight of the pipe is made at the time it is cut. This is done for every length of pipe. Pipe lengths are cut to a tolerance of + or - 1/16" of the actual length.

Threading Procedure:

All pipe is chaser thread cut to American Standard Tapered Pipe Thread standards. This is 3/4" taper per foot. Pipe is visually inspected for roundness of threads and other visual faults as it is removed from the threading machine.

SCHEDULE 80 XXS SEAMLESS



- ASTM A106 Grade B Seamless Pipe
- ASTM A 53
- WWN 351
- Standard NPT Tapered Pipe Threads as per ANSI B 1.20.1 Specification

XXS SEAMLESS



WARNING: This product can expose you to chemicals, including Nickel, which are known to the State of California to cause cancer. For more information, visit www.P65Warnings.ca.gov

BLACK AND GALVANIZED SCH 40

NIPPLES AND FITTINGS

1/8" - 27

Wall Thickness 0.068 - GradeB - Test Pressure 700 PSI - Thread Length 0.39



1/8" DIAMETER
SCH 40 WELDED



PART # GALV	LIST PRICE	LENGTH	BOX/CASE	APPROX. WT. LBS.	PART # BLACK	LIST PRICE
56001	---	X Close (3/4")	50/600	0.02	57001	---
56002	---	x 1-1/2"	50/600	0.03	57002	---
56003	---	x 2"	50/500	0.04	57003	---
56004	---	x 2-1/2"	100/400	0.06	57004	---
56005	---	x 3"	50/300	0.07	57005	---
56006	---	x 3-1/2"	50/300	0.08	57006	---
56007	---	x 4"	50/300	0.09	57007	---
56008	---	x 4-1/2"	50/300	0.10	57008	---
56009	---	x 5"	50/300	0.11	57009	---
56010	---	x 5-1/2"	50/300	0.12	57010	---
56011	---	x 6"	50/300	0.13	57011	---
56012	---	x 7"	50/300	0.15	57012	---
56013	---	x 8"	50/300	0.18	57013	---
56014	---	x 9"	50/300	0.21	57014	---
56015	---	x 10"	50/300	0.25	57015	---
56017	---	x 12"	50/300	0.29	57017	---

1/4"-18

Wall Thickness 0.068 - GradeB - Test Pressure 700 PSI - Thread Length 0.39



1/4" DIAMETER
SCH 40 WELDED



PART # GALV	LIST PRICE	LENGTH	BOX/CASE	APPROX. WT. LBS.	PART # BLACK	LIST PRICE
56020	---	X Close (7/8")	50/600	0.04	57020	---
56021	---	x 1-1/2"	125/500	0.06	57021	---
56022	---	x 2"	125/500	0.06	57022	---
56023	---	x 2-1/2"	100/400	0.08	57023	---
56024	---	x 3"	50/300	0.10	57024	---
56025	---	x 3-1/2"	50/300	0.12	57025	---
56026	---	x 4"	50/300	0.14	57026	---
56027	---	x 4-1/2"	50/300	0.17	57027	---
56028	---	x 5"	50/300	0.19	57028	---
56029	---	x 5-1/2"	50/300	0.21	57029	---
56030	---	x 6"	50/300	0.23	57030	---
56031	---	x 7"	50/100	0.27	57031	---
56032	---	x 8"	50/100	0.31	57032	---
56033	---	x 9"	50/100	0.35	57033	---
56034	---	x 10"	50/100	0.40	57034	---
56035	---	x 11"	50/100	0.44	57035	---
56036	---	x 12"	50/100	0.48	57036	---
56038	---	x 18"	50/100	0.54		

WARNING: This product can expose you to chemicals, including Nickel, which are known to the State of California to cause cancer. For more information, visit www.P65Warnings.ca.gov



BLACK AND GALVANIZED SCH 40

NIPPLES AND FITTINGS



3/8" DIAMETER
SCH 40 WELDED
Wall Thickness 0.091 - Grade B
- Test Pressure 700 PSI - Thread
Length 0.6



PART # GALV	LIST PRICE	LENGTH	BOX/CASE	APPROX. WT. LBS.	PART # BLACK	LIST PRICE
56040	---	X Close (1")	50/600	0.05	57040	---
56041	---	x 1-1/2"	125/500	0.07	57041	---
56042	---	x 2"	125/500	0.08	57042	---
56043	---	x 2-1/2"	100/400	0.11	57043	---
56044	---	x 3"	50/300	0.13	57044	---
56045	---	x 3-1/2"	50/300	0.16	57045	---
56046	---	x 4"	50/300	0.19	57046	---
56047	---	x 4-1/2"	50/200	0.21	57047	---
56048	---	x 5"	50/150	0.24	57048	---
56049	---	x 5-1/2"	50/150	0.27	57049	---
56050	---	x 6"	50/100	0.29	57050	---
56051	---	x 7"	50/100	0.35	57051	---
56052	---	x 8"	50/100	0.40	57052	---
56053	---	x 9"	50/100	0.45	57053	---
56054	---	x 10"	50/100	0.51	57054	---
56055	---	x 11"	50/100	0.56	57055	---
56056	---	x 12"	50/100	0.62	57056	---
56430	---	x 18"	5/10	0.71	57430	---
		x 24"	1/1	1.02	57431	---



1/2" DIAMETER
SCH 40 WELDED
Wall Thickness 0.109 -
Grade B - Test Pressure 700
PSI - Thread Length 0.78



PART # GALV	LIST PRICE	LENGTH	BOX/CASE	APPROX. WT. LBS.	PART # BLACK	LIST PRICE
56060	---	X Close (1-1/8")	50/600	0.08	57060	---
56061	---	x 1-1/2"	125/500	0.08	57061	---
56062	---	x 2"	125/500	0.12	57062	---
56063	---	x 2-1/2"	100/400	0.15	57063	---
56064	---	x 3"	50/300	0.19	57064	---
56065	---	x 3-1/2"	50/300	0.23	57065	---
56066	---	x 4"	50/300	0.27	57066	---
56067	---	x 4-1/2"	50/200	0.30	57067	---
56068	---	x 5"	50/150	0.34	57068	---
56069	---	x 5-1/2"	50/150	0.38	57069	---
56070	---	x 6"	50/100	0.42	57070	---
56071	---	x 7"	50/100	0.49	57071	---
56072	---	x 8"	50/100	0.57	57072	---
56073	---	x 9"	50/100	0.65	57073	---
56074	---	x 10"	50/100	0.72	57074	---
56075	---	x 11"	50/100	0.80	57075	---
56076	---	x 12"	40/80	0.87	57076	---
56240	---	x 18"	1/3	1.29	57240	---
56241	---	x 24"	1/3	1.74	57241	---
56242	---	x 30"	1/3	2.16	57242	---
56243	---	x 36"	1/3	2.61	57243	---
56244	---	x 42"	1/3	3.03	57244	---
56245	---	x 48"	1/3	3.48	57245	---
56246	---	x 60"	1/3	4.35	57246	---

WARNING: This product can expose you to chemicals, including Nickel, which are known to the State of California to cause cancer.
 For more information, visit www.P65Warnings.ca.gov

NIPPLES & FITTINGS

BLACK AND GALVANIZED SCH 40

NIPPLES AND FITTINGS

3/4" DIAMETER
SCH 40 WELDED



Wall Thickness 0.113 -
Grade B - Test Pressure
700 PSI - Thread Length
0.79



Part # Galv	List Price	Length	Box/Case	Approx. Wt. Lbs.	Part # Black	List Price
56080	---	X Close (1-3/8")	50/300	0.13	57080	---
56081	---	x 1-1/2"	125/250	0.10	57081	---
56082	---	x 2"	125/250	0.15	57082	---
56083	---	x 2-1/2"	50/250	0.20	57083	---
56084	---	x 3"	50/200	0.24	57084	---
56085	---	x 3-1/2"	50/150	0.29	57085	---
56086	---	x 4"	50/150	0.34	57086	---
56087	---	x 4-1/2"	50/150	0.39	57087	---
56088	---	x 5"	50/150	0.43	57088	---
56089	---	x 5-1/2"	60/120	0.48	57089	---
56090	---	x 6"	50/100	0.53	57090	---
56091	---	x 7"	50/100	0.63	57091	---
56092	---	x 8"	50/100	0.72	57092	---
56093	---	x 9"	40/80	0.82	57093	---
56094	---	x 10"	40/80	0.91	57094	---
56095	---	x 11"	30/60	1.01	57095	---
56096	---	x 12"	30/60	1.10	57096	---
56250	---	x 18"	1/3	1.63	57250	---
56251	---	x 24"	1/3	2.20	57251	---
56252	---	x 30"	1/3	2.73	57252	---
56253	---	x 36"	1/3	3.30	57253	---
56254	----	x 42"	1/3	3.83	57254	----
56255	---	x 48"	1/3	4.40	57255	---
56256	---	x 60"	1/3	5.50	57256	---
56257	---	x 72"	1/3	6.60	57257	---

WARNING: This product can expose you to chemicals, including Nickel, which are known to the State of California to cause cancer. For more information, visit www.P65Warnings.ca.gov



BLACK AND GALVANIZED SCH 40

NIPPLES AND FITTINGS



1" DIAMETER
SCH 40 WELDED
Wall Thickness 0.133 - Grade
B - Test Pressure 700 PSI -
Thread Length 0.98



PART # GALV	LIST PRICE	LENGTH	BOX/CASE	APPROX. WT. LBS.	PART # BLACK	LIST PRICE
56100	---	X Close (1-1/2")	50/200	0.16	57100	---
56101	---	x 2"	50/150	0.23	57101	---
56102	---	x 2-1/2"	50/150	0.29	57102	---
56103	---	x 3"	50/100	0.36	57103	---
56104	---	x 3-1/2"	50/100	0.43	57104	---
56105	---	x 4"	50/100	0.50	57105	---
56106	---	x 4-1/2"	50/100	0.56	57106	---
56107	---	x 5"	50/100	0.63	57107	---
56108	---	x 5-1/2"	50/100	0.70	57108	---
56109	---	x 6"	40/80	0.77	57109	---
56110	---	x 7"	25/50	0.90	57110	---
56111	---	x 8"	25/50	1.03	57111	---
56112	---	x 9"	15/30	1.17	57112	---
56113	---	x 10"	15/30	1.30	57113	---
56114	---	x 11"	15/30	1.44	57114	---
56115	---	x 12"	15/30	1.57	57115	---
56260	---	x 18"	1/3	2.34	57260	---
56261	---	x 24"	1/3	3.14	57261	---
56262	---	x 30"	1/3	3.91	57262	---
56263	---	x 36"	1/3	4.71	57263	---
56264	---	x 42"	1/3	5.48	57264	---
56265	---	x 48"	1/3	6.28	57265	---
56266	---	x 60"	1/3	7.85	57266	---
56267	---	x 72"	1/3	9.42	57267	---

WARNING: This product can expose you to chemicals, including Nickel, which are known to the State of California to cause cancer. For more information, visit www.P65Warnings.ca.gov

NIPPLES & FITTINGS

BLACK AND GALVANIZED SCH 40

NIPPLES AND FITTINGS



1-1/4" DIAMETER
SCH 40 WELDED

Wall Thickness 0.14 - Grade
B - Test Pressure 1300 PSI -
Thread Length 1.01



PART # GALV	LIST PRICE	LENGTH	BOX/CASE	APPROX. WT. LBS.	PART # BLACK	LIST PRICE
56120	---	X Close (1-5/8")	50/100	0.25	57120	---
56121	---	x 2"	50/100	0.32	57121	---
56122	---	x 2-1/2"	50/100	0.41	57122	---
56123	---	x 3"	50/100	0.50	57123	---
56124	---	x 3-1/2"	30/60	0.60	57124	---
56125	---	x 4"	30/60	0.69	57125	---
56126	---	x 4-1/2"	30/60	0.78	57126	---
56127	---	x 5"	25/50	0.87	57127	---
56128	---	x 5-1/2"	25/50	0.96	57128	---
56129	---	x 6"	25/50	1.06	57129	---
56130	---	x 7"	15/30	1.24	57130	---
56131	---	x 8"	15/30	1.42	57131	---
56132	---	x 9"	15/30	1.61	57132	---
56133	---	x 10"	15/30	1.79	57133	---
56134	---	x 11"	10/20	1.97	57134	---
56135	---	x 12"	10/20	2.16	57135	---
56270	---	x 18"	1/3	3.22	57270	---
56271	---	x 24"	1/3	4.32	57271	---
56272	---	x 30"	1/3	3.22	57272	---
56273	---	x 36"	1/3	6.48	57273	---
56275	---	x 48"			57275	---
		x 48"	1/3	8.64	57275	---
56276		x 60"	1/3	10.80	57276	



1-1/2" DIAMETER
SCH 40 WELDED

Wall Thickness 0.145 - Grade
B - Test Pressure 1300 PSI -
Thread Length 1.03



PART # GALV	LIST PRICE	LENGTH	BOX/CASE	APPROX. WT. LBS.	PART # BLACK	LIST PRICE
56140	---	X Close (1-3/4")	50/100	0.31	57140	---
56141	---	x 2"	40/80	0.37	57141	---
56142	---	x 2-1/2"	40/80	0.47	57142	---
56143	---	x 3"	40/80	0.58	57143	---
56144	---	x 3-1/2"	25/50	0.68	57144	---
56145	---	x 4"	25/50	0.78	57145	---
56146	---	x 4-1/2"	25/50	0.89	57146	---
56147	---	x 5"	25/50	1.10	57147	---
56148	---	x 5-1/2"	20/40	1.10	57148	---
56149	---	x 6"	15/30	1.20	57149	---
56150	---	x 7"	15/30	1.41	57150	---
56151	---	x 8"	15/30	1.62	57151	---
56152	---	x 9"	15/30	1.83	57152	---
56153	---	x 10"	1/20	2.04	57153	---
56154	---	x 11"	1/20	2.25	57154	---
56155	---	x 12"	1/20	2.46	57155	---
56280	---	x 18"	1/3	3.66	57280	---
56281	---	x 24"	1/3	4.92	57281	---
56282	---	x 30"	1/3	6.12	57282	---
56283	---	x 36"	1/3	7.38	57283	---
56285	---	x 48"	1/3	9.84	57285	---
56286		x 60"			57286	---

WARNING: This product can expose you to chemicals, including Nickel, which are known to the State of California to cause cancer.
 For more information, visit www.P65Warnings.ca.gov

BLACK AND GALVANIZED SCH 40

NIPPLES AND FITTINGS



**2" DIAMETER
SCH 40 WELDED**
Wall Thickness 0.154 - Grade
B - Test Pressure 2500 PSI -
Thread Length 1.06



PART # GALV	LIST PRICE	LENGTH	BOX/CASE	APPROX. WT. LBS.	PART # BLACK	LIST PRICE
56160	---	X Close (2")	40/80	0.55	57160	---
56161	---	x 2-1/2"	25/50	0.70	57161	---
56162	---	x 3"	25/50	0.86	57162	---
56163	---	x 3-1/2"	1/30	1.01	57163	---
56164	---	x 4"	1/30	1.16	57164	---
56165	---	x 4-1/2"	1/25	1.31	57165	---
56166	---	x 5"	1/30	1.47	57166	---
56167	---	x 5-1/2"	1/30	1.62	57167	---
56168	---	x 6"	1/20	1.77	57168	---
56169	---	x 7"	1/20	2.08	57169	---
56170	---	x 8"	1/20	2.39	57170	---
56171	---	x 9"	1/10	2.70	57171	---
56172	---	x 10"	1/10	3.00	57172	---
56173	---	x 11"	1/10	3.31	57173	---
56174	---	x 12"	1/10	3.62	57174	---
56290	---	x 18"	1/3	5.39	57290	---
56291	---	x 24"	1/3	5.26	57291	---
56292	---	x 30"	1/3	7.03	57292	---
56293	---	x 36"	1/3	10.86	57293	---
56294	---	x 42"	1/3	12.63	57294	---
56295	---	x 48"	1/3	14.48	57295	---
56296	---	x 60"	1/3	18.10	57296	---
56297	---	x 72"	1/3	18.10	57297	---



**2-1/2" DIAMETER
SCH 40 WELDED**
Wall Thickness 0.203 - Grade
B - Test Pressure 2500 PSI -
Thread Length 1.57



PART # GALV	LIST PRICE	LENGTH	BOX/CASE	APPROX. WT. LBS.	PART # BLACK	LIST PRICE
56180	---	X Close (2-1/2")	1/20	1.09	57180	---
56181	---	x 3"	1/20	1.33	57181	---
56182	---	x 3-1/2"	1/20	1.57	57182	---
56183	---	x 4"	1/20	1.82	57183	---
56184	---	x 4-1/2"	1/20	2.06	57184	---
56185	---	x 5"	1/20	2.30	57185	---
56186	---	x 5-1/2"	1/10	2.54	57186	---
56187	---	x 6"	1/10	2.78	57187	---
56188	---	x 7"	1/10	3.27	57188	---
56189	---	x 8"	1/10	3.75	57189	---
56190	---	x 9"	1/10	4.24	57190	---
56191	---	x 10"	1/8	4.72	57191	---
56192	---	x 11"	1/8	5.21	57192	---
56193	---	x 12"	1/8	5.69	57193	---

WARNING: This product can expose you to chemicals, including Nickel, which are known to the State of California to cause cancer.
 For more information, visit www.P65Warnings.ca.gov

NIPPLES & FITTINGS

BLACK AND GALVANIZED SCH 40

NIPPLES AND FITTINGS



3" DIAMETER
SCH 40 WELDED

Wall Thickness 0.216 - Grade
B - Test Pressure 2500 PSI -
Thread Length 1.64



PART # GALV	LIST PRICE	LENGTH	BOX/CASE	APPROX. WT. LBS.	PART # BLACK	LIST PRICE
56200	---	X Close (2-5/8")	1/20	1.52	57200	---
56201	---	x 3"	1/20	1.76	57201	---
56202	---	x 3-1/2"	1/10	2.08	57202	---
56203	---	x 4"	1/10	2.39	57203	---
56204	---	x 4-1/2"	1/10	2.71	57204	---
56205	---	x 5"	1/10	3.03	57205	---
56206	---	x 5-1/2"	1/10	3.35	57206	---
56207	---	x 6"	1/10	3.66	57207	---
56208	---	x 7"	1/8	4.30	57208	---
56209	---	x 8"	1/8	4.93	57209	---
56210	---	x 9"	1/8	5.57	57210	---
56211	---	x 10"	1/5	6.20	57211	---
56212	---	x 11"	1/5	7.20	57212	---
56213	---	x 12"	1/5	7.47	57213	---
		x 24"	1	14.94	57311	---



4" DIAMETER
SCH 40 WELDED

Wall Thickness 0.237 - Grade
B - Test Pressure 2210 PSI -
Thread Length 1.74



PART # GALV	LIST PRICE	LENGTH	BOX/CASE	APPROX. WT. LBS.	PART # BLACK	LIST PRICE
56220	---	X Close (2-7/8")	1/10	2.00	57220	---
56221	---	3-1/2"	1/8	2.21		
56223	---	x 4"	1/8	3.41	57223	---
56224	---	x 4-1/2"	1/6	3.86	57224	---
56225	---	x 5"	1/6	4.31	57225	---
56226	---	x 5-1/2"	1/6	4.76	57226	---
56227	---	x 6"	1/6	5.21	57227	---
56330	---	x 7"	1/5	6.48	57330	---
56229	---	x 8"	1/5	7.01	57229	---
56331	---	x 9"	1/5	7.54	57331	---
56332	---	x 10"	1/5	8.14	57332	---
56228	---	x 12"	1/4	8.54	57228	---


WARNING: This product can expose you to chemicals, including Nickel, which are known to the State of California to cause cancer. For more information, visit www.P65Warnings.ca.gov

NIPPLES AND ASSORTMENTS

NIPPLES AND FITTINGS



**6" DIAMETER
SCH 40 WELDED**
Wall Thickness 0.154 - Grade
B - Test Pressure 2500 PSI -
Thread Length 1.06



PART # GALV	LIST PRICE	LENGTH	BOX/CASE	APPROX. WT. LBS.	PART # BLACK	LIST PRICE
56300	---	X Close (3-1/8")	1/1	3.80	57300	---
		x 4"	1/1	5.30	57304	---
		x 6"	1/1	8.30	57301	---
		x 8"	1/1	11.30	57305	---
		x 10"			57306	---
		x 12"	1/1	17.20	57308	---



**8" DIAMETER
SCH 40 WELDED**
Wall Thickness 0.154 - Grade
B - Test Pressure 2500 PSI -
Thread Length 1.06

PART #	LENGTH	BOX/CASE	APPROX. WT. LBS.	LIST PRICE
57320	X Close (3-1/8")	1/1	5.80	---
57322	x 6"	1/1	6.50	---
57324	x 8"	1/1	11.30	---
57326	x 10"	1/1	19.00	---
57328	x 12"	1/1	28.55	---



SCH 40 SINGLE RUN NIPPLE BLACK

PART	DESCRIPTION	CLOSE	1-1/2	2	2-1/2	3	3-1/2	4	4-1/2	5	5 1/2	6	TOTAL PCS	LIST
973570	1/2"	1	1	1	1	1	1	1	1	1	1	1	11	
973571	3/4"	1	1	1	1	1	1	1	1	1	1	1	11	
973572	1"	1		1	1	1	1	1	1	1	1	1	10	
973573	1-1/4"	1		1	1	1	1	1	1	1	1	1	10	
973574	1-1/2"	1		1	1	1	1	1	1	1	1	1	10	
973575	2"	1			1	1	1	1	1	1	1	1	9	

SCH 40 SINGLE RUN NIPPLE GALVANIZED

PART	DESCRIPTION	CLOSE	1-1/2	2	2-1/2	3	3-1/2	4	4-1/2	5	5 1/2	6	TOTAL PCS	LIST
973670	1/2"	1	1	1	1	1	1	1	1	1	1	1	11	
973671	3/4"	1	1	1	1	1	1	1	1	1	1	1	11	
973672	1"	1		1	1	1	1	1	1	1	1	1	10	
973673	1-1/4"	1		1	1	1	1	1	1	1	1	1	10	
973674	1-1/2"	1		1	1	1	1	1	1	1	1	1	10	
973675	2"	1			1	1	1	1	1	1	1	1	9	

WARNING: This product can expose you to chemicals, including Nickel, which are known to the State of California to cause cancer.
 For more information, visit www.P65Warnings.ca.gov



NIPPLES AND ASSORTMENTS

NIPPLES AND FITTINGS

STEEL NIPPLE ASSORTMENTS

B "6" ASSORTMENTS



BLACK		LENGTH										WT. LBS.	TOTAL PIECES			
		CLOSE	1-1/2"	2"	2-1/2"	3"	3-1/2"	4"	4-1/2"	5"	5-1/2"				6"	
973567	1/2"	6	6	6	6	6	6	6	6	6	6	6	6	20	66	---
973568	3/4"	6	6	6	6	6	6	6	6	6	6	6	6	27	66	---
973569	1"	6		6	6	6	6	6	6	6	6	6	6	34	60	---

GALV.		LENGTH										WT. LBS.	TOTAL PIECES			
		CLOSE	1-1/2"	2"	2-1/2"	3"	3-1/2"	4"	4-1/2"	5"	5-1/2"				6"	
973667	1/2"	6	6	6	6	6	6	6	6	6	6	6	6	20	66	---
973668	3/4"	6	6	6	6	6	6	6	6	6	6	6	6	27	66	---
973669	1"	6		6	6	6	6	6	6	6	6	6	6	34	60	---

STEEL TOTE TRAYS



PART #	SIZE	CAPACITY	LIST PRICE
990781	1/2"	77pcs	---
990782	3/4"	66pcs	---
990783	1"	50pcs	---
990786	1-1/4"	40pcs	---
990784	1-1/2"	30pcs	---
990785	2"	27pcs	---


WARNING: This product can expose you to chemicals, including Nickel, which are known to the State of California to cause cancer. For more information, visit www.P65Warnings.ca.gov

BLACK SCH 80 SEAMLESS

NIPPLES AND FITTINGS

EXTRA HEAVY SEAMLESS STEEL PIPE NIPPLES

1/8" - 27



1/8" DIAMETER SCHEDULE 80 SEAMLESS

Wall Thickness 0.094 - Grade B - Test Pressure 850 PSI - Thread Length 0.39

PART #	LENGTH	BOX/CASE	APPROX. WT. LBS.	LIST PRICE
59001SMLS	x Close	40/480	0.02	---
59002SMLS	x 1-1/2"	40/480	0.03	---
59003SMLS	x 2"	100/400	0.05	---
59004SMLS	2-1/2"	100/400	0.06	---
59005SMLS	x 3"	40/240	0.08	---
59006SMLS	x 3-1/2"	40/240	0.09	---
59007SMLS	x 4"	40/240	0.11	---
59009SMLS	x 5"	40/120	0.12	---
59010SMLS	x 5-1/2"	40/120	0.13	---
59011SMLS	x 6"	40/80	0.16	---

1/4" - 18



1/4" DIAMETER SCHEDULE 80 SEAMLESS

Wall Thickness 0.119 - Grade B - Test Pressure 850 PSI - Thread Length 0.59

PART #	LENGTH	BOX/CASE	APPROX. WT. LBS.	LIST PRICE
59020SMLS	x Close (7/8")	40 / 480	0.03	---
59021SMLS	x 1-1/2"	100 / 400	0.06	---
59022SMLS	x 2"	100 / 400	0.08	---
59023SMLS	x 2-1/2"	80 / 320	0.10	---
59024SMLS	x 3"	40 / 240	0.12	---
59025SMLS	x 3-1/2"	40 / 240	0.15	---
59026SMLS	x 4"	40 / 240	0.17	---
59027SMLS	x 4-1/2"	40 / 120	0.19	---
59028SMLS	x 5"	40 / 120	0.21	---
59029SMLS	x 5-1/2"	40 / 80	0.24	---
59030SMLS	x 6"	40 / 80	0.26	---
59031SMLS	x 7"	40 / 80	0.30	---
59032SMLS	x 8"	40 / 80	0.35	---
59033SMLS	x 9"	40 / 80	0.39	---
59034SMLS	x 10"	40 / 80	0.44	---
59036SMLS	x 12"	40 / 80	0.53	---

WARNING: This product can expose you to chemicals, including Nickel, which are known to the State of California to cause cancer. For more information, visit www.P65Warnings.ca.gov

NIPPLES & FITTINGS

BLACK SCH 80 SEAMLESS

NIPPLES AND FITTINGS

NIPPLES & FITTINGS

3/8" - 18



3/8" DIAMETER SCHEDULE 80 SEAMLESS

Wall Thickness 0.126 - Grade B - Test Pressure 850 PSI - Thread Length 0.6

PART #	LENGTH	BOX/CASE	APPROX. WT. LBS.	LIST PRICE
59040SMLS	X Close (3/8")	40 / 480	0.05	---
59041SMLS	x 1-1/2"	100 / 400	0.08	---
59042SMLS	x 2"	100 / 400	0.11	---
59043SMLS	x 2-1/2"	80 / 320	0.14	---
59044SMLS	x 3"	40 / 240	0.17	---
59045SMLS	x 3-1/2"	40 / 240	0.20	---
59046SMLS	x 4"	40 / 240	0.23	---
59047SMLS	x 4-1/2"	40 / 160	0.26	---
59048SMLS	x 5"	40 / 120	0.29	---
59049SMLS	x 5-1/2"	40 / 120	0.32	---
59050SMLS	x 6"	40 / 80	0.35	---
59052SMLS	x 8"	40/80	0.47	---
59054SMLS	x 10"	40/80	0.53	---
59056SMLS	x 12"	40/80	0.65	---

1/2" - 14



1/2" DIAMETER SCHEDULE 80 SEAMLESS

Wall Thickness 0.147 - Grade B - Test Pressure 850 PSI - Thread Length 0.78

PART #	LENGTH	BOX/CASE	APPROX. WT. LBS.	LIST PRICE
59060SMLS	X Close (1-1/8")	40 / 480	0.07	---
59061SMLS	x 1-1/2"	100 / 400	0.11	---
59062SMLS	x 2"	100 / 400	0.15	---
59063SMLS	x 2-1/2"	80 / 320	0.20	---
59064SMLS	x 3"	40 / 240	0.24	---
59065SMLS	x 3-1/2"	40 / 240	0.29	---
59066SMLS	x 4"	40 / 240	0.33	---
59067SMLS	x 4-1/2"	40 / 160	0.38	---
59068SMLS	x 5"	40 / 120	0.42	---
59069SMLS	x 5-1/2"	40 / 120	0.47	---
59070SMLS	x 6"	40 / 80	0.51	---
59071SMLS	x 7"	40 / 80	0.60	---
59072SMLS	x 8"	40 / 80	0.69	---
59073SMLS	x 9"	40/80	0.73	---
59074SMLS	x 10"	40 / 80	0.88	---
59075SMLS	x 11"	32/64	0.96	---
59076SMLS	x 12"	32 / 64	1.06	---

WARNING: This product can expose you to chemicals, including Nickel, which are known to the State of California to cause cancer. For more information, visit www.P65Warnings.ca.gov

BLACK SCH 80 SEAMLESS

NIPPLES AND FITTINGS



3/4" - 14

3/4" DIAMETER SCHEDULE 80 SEAMLESS

Wall Thickness 0.154 - Grade B - Test Pressure 850 PSI - Thread Length 0.79

PART #	LENGTH	BOX/CASE	APPROX. WT. LBS.	LIST PRICE
59080SMLS	X Close (1-3/8")	40/240	0.13	---
59081SMLS	x 1-1/2"	100/200	0.15	---
59082SMLS	x 2"	100/200	0.21	---
59083SMLS	x 2-1/2"	40/160	0.27	---
59084SMLS	x 3"	40/160	0.33	---
59085SMLS	x 3-1/2"	40/120	0.39	---
59086SMLS	x 4"	40/120	0.45	---
59087SMLS	x 4-1/2"	40/120	0.51	---
59088SMLS	x 5"	40/120	0.57	---
59089SMLS	x 5-1/2"	48/96	0.64	---
59090SMLS	x 6"	40/80	0.69	---
59091SMLS	x 7"	40/80	0.82	---
59092SMLS	x 8"	40/80	0.94	---
59094SMLS	x 10"	32/64	1.19	---
59096SMLS	x 12"	24/48	1.44	---



1" - 11 1/2

1" DIAMETER SCHEDULE 80 SEAMLESS

Wall Thickness 0.179 - Grade B - Test Pressure 850 PSI - Thread Length 0.98

PART #	LENGTH	BOX/CASE	APPROX. WT. LBS.	LIST PRICE
59100SMLS	X Close (1-1/2")	40 / 160	0.21	---
59101SMLS	x 2"	40 / 120	0.30	---
59102SMLS	x 2-1/2"	40 / 120	0.37	---
59103SMLS	x 3"	40 / 80	0.47	---
59104SMLS	x 3-1/2"	40 / 80	0.56	---
59105SMLS	x 4"	40 / 80	0.65	---
59106SMLS	x 4-1/2"	40 / 80	0.74	---
59107SMLS	x 5"	40 / 80	0.83	---
59108SMLS	x 5-1/2"	40 / 80	0.92	---
59109SMLS	x 6"	32 / 64	1.01	---
59110SMLS	x 7"	20 / 40	1.19	---
59111SMLS	x 8"	20 / 40	1.37	---
59112SMLS	x 9"	20 / 40	1.55	---
59113SMLS	x 10"	12 / 24	1.74	---
59114SMLS	x 11"	12 / 24	1.92	---
59115SMLS	x 12"	12 / 24	2.10	---

WARNING: This product can expose you to chemicals, including Nickel, which are known to the State of California to cause cancer. For more information, visit www.P65Warnings.ca.gov

NIPPLES & FITTINGS

BLACK SCH 80 SEAMLESS

NIPPLES AND FITTINGS



1-1/4" DIAMETER SCHEDULE 80 SEAMLESS

Wall Thickness 0.191 - Grade B - Test Pressure 1900 PSI - Thread Length 1.01

PART #	LENGTH	BOX/CASE	APPROX. WT. LBS.	LIST PRICE
59120SMLS	X Close (1-5/8")	40 / 80	0.31	---
59121SMLS	x 2"	40 / 80	0.42	---
59122SMLS	x 2-1/2"	40 / 80	0.52	---
59123SMLS	x 3"	40 / 80	0.64	---
59124SMLS	x 3-1/2"	24 / 48	0.77	---
59125SMLS	x 4"	24 / 48	0.90	---
59126SMLS	x 4-1/2"	24 / 48	1.02	---
59127SMLS	x 5"	20 / 40	1.15	---
59128SMLS	x 5-1/2"	20 / 40	1.27	---
59129SMLS	x 6"	20 / 40	1.40	---
59130SMLS	x 7"	20 / 40	1.65	---
59131SMLS	x 8"	12 / 24	1.90	---
59132SMLS	x 9"	12 / 24	2.15	---
59133SMLS	x 10"	12 / 24	2.40	---
59134SMLS	x 11"	8 / 16	2.65	---
59135SMLS	x 12"	8 / 16	2.90	---



1-1/2" DIAMETER SCHEDULE 80 SEAMLESS

Wall Thickness 0.2 - Grade B - Test Pressure 1900 PSI - Thread Length 1.03

PART #	LENGTH	BOX/CASE	APPROX. WT. LBS.	LIST PRICE
59140SMLS	X Close (1-3/4")	40 / 80	0.41	---
59141SMLS	x 2"	32 / 64	0.51	---
59142SMLS	x 2-1/2"	32 / 64	0.64	---
59143SMLS	x 3"	32 / 64	0.78	---
59144SMLS	x 3-1/2"	20 / 40	0.94	---
59145SMLS	x 4"	20 / 40	1.09	---
59146SMLS	x 4-1/2"	20 / 40	1.23	---
59147SMLS	x 5"	20 / 40	1.39	---
59148SMLS	x 5-1/2"	16 / 32	1.54	---
59149SMLS	x 6"	12 / 24	1.69	---
59150SMLS	x 7"	12 / 24	2.00	---
59151SMLS	x 8"	12 / 24	2.30	---
59152SMLS	x 9"	12 / 24	2.61	---
59153SMLS	x 10"	8 / 16	2.90	---
59154SMLS	x 11"	8 / 16	3.20	---
59155SMLS	x 12"	8 / 16	3.51	---

WARNING: This product can expose you to chemicals, including Nickel, which are known to the State of California to cause cancer. For more information, visit www.P65Warnings.ca.gov



BLACK SCH 80 SEAMLESS

NIPPLES AND FITTINGS



2" DIAMETER SCHEDULE 80 SEAMLESS

Wall Thickness 0.218 - Grade B - Test Pressure 2500 PSI - Thread Length 1.06

PART #	LENGTH	BOX/CASE	APPROX. WT. LBS.	LIST PRICE
59160SMLS	X Close (2")	32/64	0.30	---
59161SMLS	x 2-1/2"	20 / 40	0.80	---
59162SMLS	x 3"	20 / 40	1.10	---
59163SMLS	x 3-1/2"	12 / 24	1.31	---
59164SMLS	x 4"	12 / 24	1.52	---
59165SMLS	x 4-1/2"	12 / 24	1.72	---
59166SMLS	x 5"	12 / 24	1.94	---
59167SMLS	x 5-1/2"	12 / 24	2.15	---
59168SMLS	x 6"	8 / 16	2.35	---
59169SMLS	x 7"	8 / 16	2.78	---
59170SMLS	x 8"	8 / 16	3.19	---
59171SMLS	x 9"	1 / 8	3.62	---
59172SMLS	x 10"	1 / 8	4.03	---
59173SMLS	x 11"	1 / 8	4.44	---
59174SMLS	x 12"	1 / 8	4.87	---
59196SMLS	x 18"	1/1	7.22	---
59197SMLS	x 24"	1/1	9.74	---
59198SMLS	x 36"	1/1	14.61	---
59199SMLS	x 48"	1/1	19.48	---



2-1/2" DIAMETER SCHEDULE 80 SEAMLESS

Wall Thickness 0.276 - Grade B - Test Pressure 2500 PSI - Thread Length 1.57

PART #	LENGTH	BOX/CASE	APPROX. WT. LBS.	LIST PRICE
59180SMLS	x Close (2-1/2")	1 / 16	1.25	---
59181SMLS	x 3"	1 / 16	1.57	---
59182SMLS	x 3-1/2"	1 / 16	1.82	---
59183SMLS	x 4"	1 / 16	2.15	---
59184SMLS	x 4-1/2"	1 / 16	1.75	---
59185SMLS	x 5"	1 / 16	2.78	---
59186SMLS	x 5-1/2"	1 / 8	2.25	---
59187SMLS	x 6"	1 / 8	3.41	---
59188SMLS	x 7"	1 / 8	3.89	---
59189SMLS	x 8"	1 / 8	4.69	---
59190SMLS	x 9"	1 / 8	5.34	---
59191SMLS	x 10"	1 / 6	5.97	---
59192SMLS	x 11"	1 / 6	4.89	---
59193SMLS	x 12"	1 / 5	7.26	---

WARNING: This product can expose you to chemicals, including Nickel, which are known to the State of California to cause cancer. For more information, visit www.P65Warnings.ca.gov

BLACK SCH 80 SEAMLESS

NIPPLES AND FITTINGS



3" DIAMETER SCHEDULE 80 SEAMLESS

Wall Thickness 0.3 - Grade B - Test Pressure 2500 PSI - Thread Length 1.64

Part #	Length	Box/Case	Approx. Wt. Lbs.	List Price
59-200SMLS	X Close (2-5/8")	1 / 16	1.79	---
59-201SMLS	x 3"	1 / 16	2.11	---
59-202SMLS	x 3-1/2"	1 / 16	2.55	---
59-203SMLS	x 4"	1 / 8	2.89	---
59-204SMLS	x 4-1/2"	1 / 8	3.30	---
59-205SMLS	x 5"	1 / 8	3.73	---
59-206SMLS	x 5-1/2"	1 / 8	4.17	---
59-207SMLS	x 6"	1 / 8	4.57	---
59-208SMLS	x 7"	1 / 6	5.45	---
59-209SMLS	x 8"	1 / 6	6.29	---
59-210SMLS	x 9"	1 / 6	7.17	---
59-211SMLS	x 10"	1 / 4	8.01	---
59-212SMLS	x 11"	1 / 4	8.85	---
59-213SMLS	x 12"	1 / 4	9.72	---



4" DIAMETER SCHEDULE 80 SEAMLESS


Wall Thickness 0.337 - Grade B - Test Pressure 2800 PSI - Thread Length 1.74

PART #	LENGTH	BOX/CASE	APPROX. WT. LBS.	LIST PRICE
59220SMLS	X Close (2-7/8")	1 / 8	2.91	---
59221SMLS	x 4"	1 / 6	4.26	---
59223SMLS	x 5"	1 / 5	5.49	---
59224SMLS	x 5-1/2"			
59225SMLS	x 6"	1 / 5	6.72	---
59226SMLS	x 7"	1/3	7.33	---
59227SMLS	x 8"	1 / 3	9.23	---
59228SMLS	9"			
59229SMLS	x 10"	1 / 3	11.73	---
59231SMLS	x 12"	1 / 3	14.24	---

SCHEDULE 80 SEAMLESS



6" DIAMETER



8" DIAMETER

PART #		LENGTH	BOX/CASE	APPROX. WT. LBS.		PART #	
				6"	8"		
59300SMLS	---	X Close	2	3.57	4.62	59-320SMLS	---
59301SMLS	---	x 6"	2	14.29	16.91	59-322SMLS	---
59305SMLS	---	x 8"	2	19.05	22.54	59-324SMLS	---
59306SMLS	---	x 10"	2	23.81	27.47	59-326SMLS	---
59308SMLS	---	x 12"	2	28.57	34.18	59-328SMLS	---

WARNING: This product can expose you to chemicals, including Nickel, which are known to the State of California to cause cancer. For more information, visit www.P65Warnings.ca.gov

BLACK EXTRA HEAVY XXS SEAMLESS

NIPPLES AND FITTINGS



1/2" DIAMETER BLACK EXTRA HEAVY XXS SEAMLESS

Wall Thickness 0.294 - Grade B - Test Pressure 1000 PSI - Thread Length 0.79

PART #	LENGTH	BOX/CASE	APPROX. WT. LBS.	LIST PRICE
59060SMLSXX	x Close	100 / 200	0.31	---
59062SMLSXX	x 2"	100 / 200	0.58	---
59064SMLSXX	x 3"	50 / 100	0.62	---
59066SMLSXX	x 4"	50 / 100	0.66	---
59070SMLSXX	x 6"	25 / 50	0.75	---



3/4" DIAMETER DIAMETER BLACK EXTRA HEAVY XXS SEAMLESS

Wall Thickness 0.308 - Grade B - Test Pressure 1000 PSI - Thread Length 0.79

PART #	LENGTH	BOX/CASE	APPROX. WT. LBS.	LIST PRICE
59080SMLSXX	x Close	40/240	0.55	---
59082SMLSXX	x 2"	50 / 100	0.62	---
59086SMLSXX	x 4"	25 / 50	0.68	---
59090SMLSXX	x 6"	25 / 50	0.71	---



1" DIAMETER DIAMETER BLACK EXTRA HEAVY XXS SEAMLESS

Wall Thickness 0.358 - Grade B - Test Pressure 1000 PSI - Thread Length 0.98

PART #	LENGTH	BOX/CASE	APPROX. WT. LBS.	LIST PRICE
59100SMLSXX	x close	50 / 100	0.88	---
59101SMLSXX	x 2"	50 / 100	1.07	---
59103SMLSXX	x 3"	20/40	1.10	---
59105SMLSXX	x 4"	20 / 40	1.14	---
59109SMLSXX	x 6"	20 / 40	1.75	---
59111SMLSXX	x 8"	1 / 25	1.88	---
59115SMLSXX	x 12"	1 / 15	2.15	---



2" DIAMETER DIAMETER BLACK EXTRA HEAVY XXS SEAMLESS

Wall Thickness 0.436 - Grade B - Test Pressure 2500 PSI - Thread Length 1.06

PART #	LENGTH	BOX/CASE	APPROX. WT. LBS.	LIST PRICE
59160SMLSXX	x close	1 / 25	1.36	---
59161SMLSXX	x 2-1/2"	1 / 20	1.67	---
59162SMLSXX	x 3"	1 / 20	2.09	---
59163SMLSXX	x 3-1/2"	1 / 12	2.51	---
59164SMLSXX	x 4"	1 / 12	2.86	---
59166SMLSXX	x 5"	1/12	3.04	---
59168SMLSXX	x 6"	1 / 11	3.20	---
59169SMLSXX	x 7"	1 / 8	4.35	---
59170SMLSXX	x 8"	1 / 8	5.86	---
59171SMLSXX	x 9"	1 / 8	6.58	---
59172SMLSXX	x 10"	1 / 8	7.31	---
59174SMLSXX	x 12"	1 / 8	9.34	---
59179SMLSXX	x 24"	1 / 1	14.77	---

WARNING: This product can expose you to chemicals, including Nickel, which are known to the State of California to cause cancer. For more information, visit www.P65Warnings.ca.gov




SCH 40 AND SCH 80 GROOVE NIPPLES

NIPPLES AND FITTINGS

THREAD X GROOVE



SCH 40



SCH 80

2" DIAMETER

PART #	LIST PRICE	BOX	WTG	LENGTH	WTG	BOX	PART #	LIST PRICE
57162TV	---	50	0.70	x 3	1.03	40	59162TV	---
57164TV	---	30	0.97	x 4	1.40	24	59164TV	---
57168TV	---	20	1.64	x 6	2.41	16	59168TV	---
57170TV	---	20	2.15	x 8	3.20	16	59170TV	---
57172TV	---	10	2.80	x 10	3.65	8	59172TV	---
57174TV	---	10	3.45	x 12	4.01	8	59174TV	---

3" DIAMETER

PART #	LIST PRICE	BOX	WTG	LENGTH	WTG	BOX	PART #	LIST PRICE
57201TV	---	20	1.26	x 3	2.01	16	59201TV	---
57203TV	---	10	1.80	x 4	3.01	8	59203TV	---
57207TV	---	10	3.17	x 6	4.87	8	59207TV	---
57209TV	---	8	4.13	x 8	5.86	6	59209TV	---
57211TV	---	5	5.48	x 10	6.19	4	59211TV	---
57213TV	---	5	6.24	x 12	6.37	4	59213TV	---

4" DIAMETER

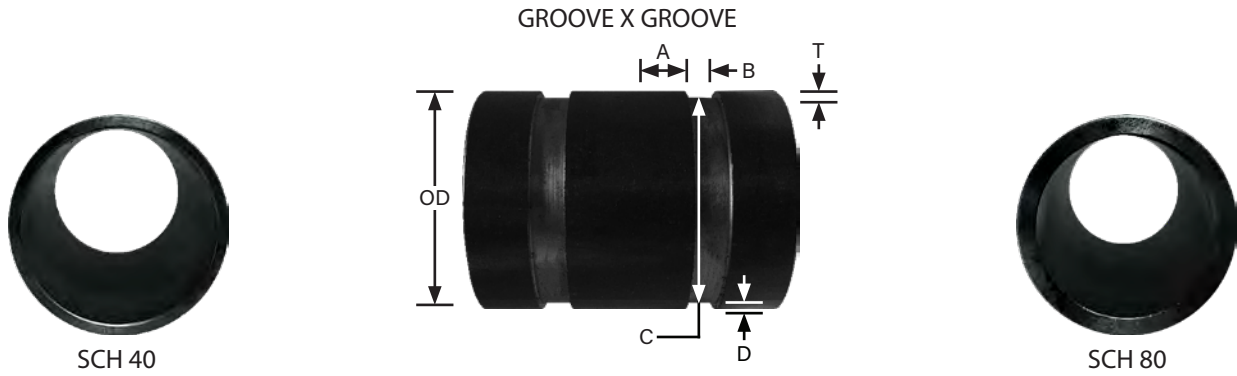
PART #	LIST PRICE	BOX	WTG	LENGTH	WTG	BOX	PART #	LIST PRICE
57222TV	---	8	2.40	x 3	4.11	6	59222TV	---
57223TV	---	8	2.52	x 4	4.15	6	59221TV	---
57227TV	---	6	4.30	x 6	6.52	5	59225TV	---
57229TV	---	4	5.63	x 8	7.18	3	59229TV	---
57332TV	---	4	7.90	x 10	11.74	3	59231TV	---
57228TV	---	4	8.25	x 12	14.24	3	59227TV	---

NOMINAL IPS PIPE SIZE	O.D. ACTUAL	GASKET SEAT "A"	GROOVE WIDTH "B"	GROOVE DIAMETER "C"	ACTUAL GROOVE DEPTH "D"
2	2.375	0.625	0.312	2.250	0.062
3	3.500	0.625	0.312	3.344	0.078
4	4.500	0.625	0.375	4.334	0.083

WARNING: This product can expose you to chemicals, including Nickel, which are known to the State of California to cause cancer. For more information, visit www.P65Warnings.ca.gov

BLACK SCH 40 AND SCH 80 SEAMLESS GROOVE NIPPLES

NIPPLES AND FITTINGS



2" DIAMETER								
PART #	LIST PRICE	BOX	WTG	LENGTH	WTG	BOX	PART #	LIST PRICE
57162V	---	50	0.70	x 3	1.03	40	59162V	---
57164V	---	30	0.97	x 4	1.40	24	59164V	---
57168V	---	20	1.64	x 6	2.41	16	59168V	---
57170V	---	20	2.15	x 8	3.20	16	59170V	---
57172V	---	10	2.80	x 10	3.65	8	59172V	---
57174V	---	10	3.45	x 12	4.01	8	59174V	---

3" DIAMETER								
PART #	LIST PRICE	BOX	WTG	LENGTH	WTG	BOX	PART #	LIST PRICE
57201V	---	20	1.26	x 3	2.01	16	59201V	---
57203V	---	10	1.80	x 4	3.01	8	59203V	---
57207V	---	10	3.17	x 6	4.87	8	59207V	---
57209V	---	8	4.13	x 8	5.86	6	59209V	---
57211V	---	5	5.48	x 10	6.19	4	59211V	---
57213V	---	5	6.24	x 12	6.37	4	59213V	---

4" DIAMETER								
PART #	LIST PRICE	BOX	WTG	LENGTH	WTG	BOX	PART #	LIST PRICE
57223V	---	8	2.52	x 4	4.15	6	59221V	---
57227V	---	6	4.35	x 6	6.52	5	59225V	---
57229V	---	4	5.63	x 8	7.18	3	59227V	---
57332V	---	4	7.90	x 10	11.74	3	59229V	---
57228V	---	4	8.25	x 12	14.24	3	59231V	---

SEAMLESS SCH 40 GROOVE X BEVEL NIPPLES



PART #	DIA. X LENGTH	
57162GBS	2 x 3	---
57201GBS	3 x 3	---
57222GBS	4 x 3	---
57400GBS	8 x 3	---
57500GBS	10 x 3	---
57600GBS	12 x 3	---

WARNING: This product can expose you to chemicals, including Nickel, which are known to the State of California to cause cancer. For more information, visit www.P65Warnings.ca.gov

NIPPLES & FITTINGS

MERCHANT COUPLINGS

NIPPLES AND FITTINGS

MERCHANT COUPLINGS

Product Specifications

Welded steel couplings both galvanized and black in diameters from 1/8" up to 4".

Technical Specifications

Standards: Product complies with ASTM A865 and ANSI B1.20.1 for threading, dimensions and pipe specifications. Federal Spec WW-P-404

Pipe: Complies with ASTM A-53 milltested schedule 40 and 80. Meets ANSI B36.1. All pipe is hydrostatic tested.

Galvanized: Zinc coating applied by hot dipping. Galvanized complying with ASTM-A-123.


HALF MERCHANT COUPLINGS



• Straight threads thru 2"

PART # GALV	LIST PRICE	SIZE	PART # BLACK	LIST PRICE
		1/8"	65770H	
		1/4"	65771H	---
		3/8"	65772H	---
64773H	---	1/2"	65773H	---
64774H	---	3/4"	65774H	---
64775H	---	1"	65775H	---
64776H	---	1-1/4"	65776H	---
64777H	---	1-1/2"	65777H	---
64778H	---	2"	65778H	---
		2-1/2"	65779H	---
64780H	---	3"	65780H	---
64781H	---	4"	65781H	---

MERCHANT COUPLINGS



• Straight threads thru 2"

PART # GALV	LIST PRICE	SIZE	PART # BLACK	LIST PRICE
64770	---	1/8"	65770	---
64771	---	1/4"	65771	---
64772	---	3/8"	65772	---
64773	---	1/2"	65773	---
64774	---	3/4"	65774	---
64775	---	1"	65775	---
64776	---	1-1/4"	65776	---
64777	---	1-1/2"	65777	---
64778	---	2"	65778	---
64779	---	2-1/2"	65779	---
64780	---	3"	65780	---
64781	---	4"	65781	---
		5"	65782	---
		6"	65783	---



#304 STAINLESS STEEL MERCHANT COUPLINGS

PART #	SIZE	LIST PRICE
61775	1	---
61776	1-1/4	---
61777	1-1/2	---
61778	2	---

Also available:
Extra Heavy Merchant Couplings

MERCHANT COUPLINGS SPECIFICATIONS

SIZE	OUTSIDE DIAM.	LENGTH INCHES	WEIGHT 100 PCS APPROX.		QUANTITY PER BOX	THREADS PER INCH	THREADS TYPE
			POUNDS				
1/8"	.59"	.78	3.5		1000	27	Straight
1/4"	.73"	1.18	7.5		500	18	Straight
3/8"	.86"	1.18"	9		600	18	Straight
1/2"	1.063"	1-9/16"	13.0		100	14	Straight
3/4"	1.313"	1-5/8"	28.3		50	14	Straight
1"	1.576"	2"	40.1		30	11-1/2	Straight
1-1/4"	1.900"	2-1/16"	49.5		25	11-1/2	Straight
1-1/2"	2.17"	2-3/64"	71.48		25	11-1/2	Straight
2"	2.750"	2-1/8"	112.0		20	11-1/2	Straight
2-1/2"	3.250"	3-1/8"	231.2		8	8	Taper Tapped
3"	4.000"	3-1/4"	353.8		5	8	Taper Tapped
4"	5.000"	3-1/2"	471.8		4	8	Taper Tapped
6"	7.32	4"	1000.05		4	8	Taper Tapped

WARNING: This product can expose you to chemicals, including Nickel, which are known to the State of California to cause cancer. For more information, visit www.P65Warnings.ca.gov

API LINE COUPLINGS

A105 BLACK STEEL TAPER TAPPED COUPLINGS

Product Specifications

These couplings are manufactured in accordance with American Petroleum Institute specifications 5L & 5B.

All couplings are phosphated.

All sizes are taper tapped 3/4" per foot on the diameter.

*Certified by the American Petroleum Institute



A105

- Black Steel
- API line API SL

- Each end has a short, unthreaded recess before the threads start.
- Use with sch 80 & sch. 160 nipples & pipe.
- Max. pressure: 3000PSI

API LINE PIPE COUPLINGS

PART #	NPT SIZE	THREADS PER INCH	OUTSIDE DIAMETER	LENGTH	UNIT WEIGHT	LIST PRICE
65770API	1/8"	27	0.563	1-1/16	0.04	---
65771API	1/4"	18	0.719	1-5/8	0.10	---
65772API	3/8"	18	0.875	1-5/8	0.13	---
65773API	1/2"	14	1.063	2-1/8	0.24	---
65774API	3/4"	14	1.313	2-1/8	0.35	---
65775API	1"	11.5	1.576	2-5/8	0.52	---
65776API	1-1/4"	11.5	2.054	2-3/4	1.00	---
65777API	1-1/2"	11.5	2.200	2-3/4	0.88	---
65778API	2"	11.5	2.875	2-7/8	1.83	---
65779API	2-1/2"	8	3.375	4-1/8	3.28	---
65780API	3"	8	4.000	4-1/4	4.09	---
65781API	4"	8	5.200	4-1/2	7.59	---
65783API	6"	8	7.390	4-5/8	12.92	---
65784API	8"	8	9.625	5-3/4	23.18	---

WARNING: This product can expose you to chemicals, including Nickel, which are known to the State of California to cause cancer. For more information, visit www.P65Warnings.ca.gov

MALLEABLE FITTINGS

NIPPLES AND FITTINGS

MALLEABLE FITTINGS



- Saturated steam pressure 150 PSI @ 350°F
- Max pressure 300 PSI @ 150°F
- Temp range -20°F to 350°F

ISO 9002 - CERTIFICATE OF QUALITY - UL/FM LISTED

Our quality fittings are made with care and attention to detail. With better molds we can reduce parting lines and rough edges resulting in better fluid flow. By using a low temperature galvanizing process the coating is more durable which means a longer lasting fitting. All Fittings are 100% Pressure Tested to 300# Class.

(Every fitting is subjected to an underwater fitness test to ensure the highest quality)

SPECIFICATIONS

- MATERIAL: ASTM A 197 - Cuppla Malleable Iron, ASTM A 153 - Hot dipped galvanizing • Coating ASTM A164 LS
- DIMENSIONS: ANSI B 16.3 - Malleable Iron threaded fittings, ANSI B 16.14 - Ferrous Pipe Plugs, Bushings etc..., ANSI B 16.39 - Malleable Iron threaded pipe unions.
- THREADS: ANSI B 2.1 or BS 21 ASME B1.20.1 • RoHS Compliant • Tapered Threads
- Pressure - Saturated steam 150 PSI @350°F: Max pressure 300 PSI - 150°F
- Temperature range -20 - 350°F

MALLEABLE IRON - ANSI B

F°	Class	16.3		
		Sizes 1/4-1	Sizes 1 1/4-2	Sizes 2 1/4-3
-200-	150	300#	300#	300#
150	300	2000	1500	1000
200	265	1785	1350	910
250	225	1575	1200	825
300	185	1360	1050	735
366*	150	1150	900	650

*Permissible for service temperature up to 366°F, reflecting the temperature of saturated steam at 150 psig.

STEEL FITTINGS



- 1010 Carbon Steel, 3/4 taper threads (see hydraulic section for 7/8 taper threads.)
- Finish or coating • Black Dipped in rust resistant
- Galvanized, Zinc Plated (Inside and Out)

300lb MALLEABLE FITTINGS



Max. pressure: 300 psi WOG @ 72°F; 150 psi WOG saturated steam

- Meet ANSI/ ASME B1.20.1 standards
- Black meet ASTM 197 standards

BULL PLUGS AND SWAGES



FLANGES



WARNING: This product can expose you to chemicals, including Nickel, which are known to the State of California to cause cancer. For more information, visit www.P65Warnings.ca.gov

BLACK AND GALVANIZED IRON #150


NIPPLES AND FITTINGS

ELBOWS 90°




Part # Galvanized	List Price	Size	A	Box/Case	Approx. Wt. Lbs.	Part # Black	List Price
64100	---	1/8"	0.69	50/600	0.07	65100	---
64101	---	1/4"	0.81	35/420	0.10	65101	---
64102	---	3/8"	0.95	90/360	0.16	65102	---
64103	---	1/2"	1.12	50/200	0.23	65103	---
64104	---	3/4"	1.31	35/105	0.35	65104	---
64105	---	1"	1.50	20/60	0.57	65105	---
64106	---	1-1/4"	1.75	20/40	0.86	65106	---
64107	---	1-1/2"	1.94	15/30	1.31	65107	---
64108	---	2"	2.25	8/16	1.79	65108	---
64109	---	2-1/2"	2.70	6/12	3.35	65109	---
64110	---	3"	3.08	4/8	5	65110	---
64112	---	4"	3.79	1/2	9.02	65112	---
64114	---	6"	5.13	1/1	23.68	65114	---
		8"			41.1	65115	---

REDUCING ELBOWS 90°



PART # GALVANIZED	LIST PRICE	SIZE	A	B	BOX/CASE	AP-PROX. WT. LBS.	PART # BLACK	LIST PRICE
64122	---	3/8" x 1/4"	0.88	0.90	90/360	0.16	65122	---
64123	---	1/2" x 1/4"	0.97	0.98	60/240	0.21	65123	---
64124	---	1/2" x 3/8"	1.04	1.03	60/240	0.24	65124	---
64126	---	3/4" x 3/8"	1.12	1.13	40/160	0.31	65126	---
64127	---	3/4" x 1/2"	1.20	1.22	40/160	0.44	65127	---
64130	---	1" x 1/2"	1.26	1.40	25/100	0.52	65130	---
64131	---	1" x 3/4"	1.37	1.45	50/100	0.58	65131	---
64133	---	1-1/4" x 3/4"	1.45	1.62	15/120	0.79	65133	---
64134	---	1-1/4" x 1"	1.58	1.67	10/40	0.80	65134	---
64136	---	1-1/2" x 3/4"	1.52	1.75	10/40	0.88	65136	---
64137	---	1-1/2" x 1"	1.65	1.80	10/40	1.07	65137	---
64138	---	1-1/2" x 1-1/4"	1.82	1.88	15/30	1.12	65138	---
		2" x 3/4"					65139	---
64140	---	2" x 1"	1.73	2.02	14/28	1.41	65140	---
64141	---	2" x 1-1/4"	1.90	2.10	10/20	1.53	65141	---
64142	---	2" x 1-1/2"	2.02	2.16	10/20	1.65	65142	---
64145	---	2-1/2" x 1-1/2"	2.16	2.51	6/12	2.97	65145	---
64146	---	2-1/2" x 2"	2.39	2.60	6/12	3.18	65146	---
64148	---	3" x 1-1/2"	2.28	2.83	6/18	4.54	65148	---

90° STREET ELBOWS



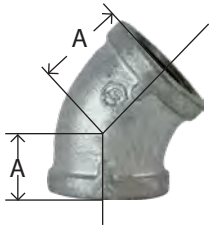
PART # GALVANIZED	LIST	SIZE	A	B	BOX/CASE	APPROX. WT. LBS.	PART # BLACK	LIST PRICE
64160	---	1/8"	0.69	1.00	60/720	.06	65160	---
64161	---	1/4"	0.80	1.17	35/420	.10	65161	---
64162	---	3/8"	0.95	1.48	40/240	.15	65162	---
64163	---	1/2"	1.10	1.59	60/180	.22	65163	---
64164	---	3/4"	1.28	1.85	35/105	.39	65164	---
64165	---	1"	1.47	2.10	35/105	.60	65165	---
64166	---	1-1/4"	1.75	2.57	25/50	.95	65166	---
64167	---	1-1/2"	1.90	2.63	9/27	1.37	65167	---
64168	---	2"	2.21	3.19	8/16	2.25	65168	---
64169	---	2-1/2"	2.65	3.78	5/10	3.32	65169	---
64170	---	3"	3.02	4.42	4/8	5.27	65170	---
64171	---	4"	3.72	5.57	2/4	8.94	65171	---

WARNING: This product can expose you to chemicals, including Nickel, which are known to the State of California to cause cancer. For more information, visit www.P65Warnings.ca.gov

BLACK AND GALVANIZED IRON #150

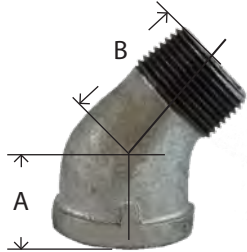
NIPPLES AND FITTINGS

ELBOWS 45°




PART # GALVANIZED	LIST PRICE	SIZE	A	BOX/ CASE	APPROX. WT. LBS.	PART # BLACK	LIST PRICE
64180	---	1/8"	0.63	50/600	.07	65180	---
64181	---	1/4"	0.73	30/360	.10	65181	---
64182	---	3/8"	0.80	75/300	.14	65182	---
64183	---	1/2"	0.88	50/200	.21	65183	---
64184	---	3/4"	0.98	40/120	.33	65184	---
64185	---	1"	1.12	20/60	.50	65185	---
64186	---	1-1/4"	1.29	20/40	.74	65186	---
64187	---	1-1/2"	1.43	10/30	1.01	65187	---
64188	---	2"	1.68	12/24	1.53	65188	---
64189	---	2-1/2"	1.95	9/18	2.78	65189	---
64190	---	3"	2.17	1/10	4.49	65190	---
64191	---	4"	2.61	2/4	7.44	65191	---
64192	---	6"	3.46	1/1	18.63	65192	---
		8"			26.40	65194	---

45° STREET ELBOWS



PART # GALVANIZED	LIST PRICE	SIZE	A	B	BOX/ CASE	APPROX. WT. LBS.	PART # BLACK	LIST PRICE
64200	---	1/8"	0.63	0.83	70/840	.05	65200	---
64201	---	1/4"	0.73	0.94	40/480	.09	65201	---
64202	---	3/8"	0.80	1.03	100/400	.14	65202	---
64203	---	1/2"	0.86	1.30	75/225	.19	65203	---
64204	---	3/4"	0.96	1.48	40/120	.28	65204	---
64205	---	1"	1.10	1.69	25/75	.48	65205	---
64206	---	1-1/4"	1.26	1.87	10/40	.71	65206	---
64207	---	1-1/2"	1.40	2.05	10/30	1.02	65207	---
64208	---	2"	1.65	2.38	12/24	1.68	65208	---
64209	---	2-1/2"	1.95	2.72	6/12	2.69	65209	---
64210	---	3"	2.17	3.16	3/6	4.61	65210	---
64211	---	4"	2.61	3.90	2/4	7.74	65211	---

CROSSES



PART # GALVANIZED	LIST PRICE	SIZE	A	BOX/ CASE	APPROX. WT. LBS.	PART # BLACK	LIST PRICE
64390	---	1/8"	0.65	50/600	.14	65390	---
64391	---	1/4"	0.80	60/240	.17	65391	---
64392	---	3/8"	0.95	50/150	.26	65392	---
64393	---	1/2"	1.12	30/90	.42	65393	---
64394	---	3/4"	1.31	20/60	.64	65394	---
64395	---	1"	1.50	15/30	.98	65395	---
64396	---	1-1/4"	1.75	10/20	1.45	65396	---
64397	---	1-1/2"	1.94	8/16	1.90	65397	---
64398	---	2"	2.25	5/10	2.96	65398	---
64399	---	2-1/2"	2.71	4/8	5.49	65399	---
64400	---	3"	3.06	2/4	7.71	65400	---
		4"		1/1	14.77	65401	---

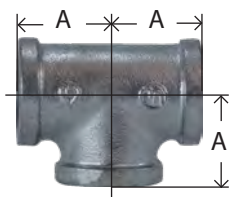
WARNING: This product can expose you to chemicals, including Nickel, which are known to the State of California to cause cancer. For more information, visit www.P65Warnings.ca.gov



BLACK AND GALVANIZED IRON #150

NIPPLES AND FITTINGS

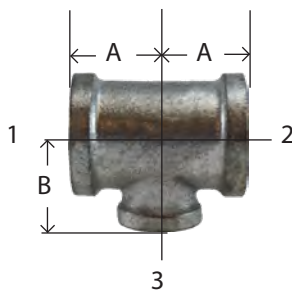
TEES



PART # GALVANIZED	LIST PRICE	SIZE	A	BOX/CASE	APPROX. WT. LBS.	PART # BLACK	LIST PRICE
64250	---	1/8"	0.69	120/480	.11	65250	---
64251	---	1/4"	0.81	75/300	.15	65251	---
64252	---	3/8"	0.95	45/180	.22	65252	---
64253	---	1/2"	1.12	40/120	.36	65253	---
64254	---	3/4"	1.31	35/70	.48	65254	---
64255	---	1"	1.50	20/40	.83	65255	---
64256	---	1-1/4"	1.75	14/28	1.29	65256	---
64257	---	1-1/2"	1.94	12/24	1.66	65257	---
64258	---	2"	2.26	8/16	2.50	65258	---
64259	---	2-1/2"	2.70	4/8	4.45	65259	---
64260	---	3"	3.08	1/6	6.72	65260	---
64261	---	4"	3.79	1/2	11.31	65261	---
64262	---	6"	5.13	1/1	30.75	65262	---
		8"			37.85	65264	---


REDUCING TEES (SAME SIZE ON RUN, REDUCING ON BRANCH)

RUN, REDUCING ON BRANCH)



PART # GALVANIZED	LIST PRICE	SIZE (1&2) X 3	A	B	BOX/ CASE	APPROX. WT. LBS.	PART # BLACK	LIST PRICE
64273	---	3/8" x 1/4"	0.81	0.90	25/300	.18	65273	---
64276	---	1/2" x 1/4"	0.97	0.98	40/160	.24	65276	---
64279	---	1/2" x 3/8"	1.04	1.03	40/160	.35	65279	---
64282	---	3/4" x 1/4"	1.05	1.08	25/100	.43	65282	---
64283	---	3/4" x 3/8"	1.12	1.13	25/100	.39	65283	---
64286	---	3/4" x 1/2"	1.20	1.18	20/80	.49	65286	---
64268	---	1" x 1/4"	1.11	1.22	20/80	.51	65268	---
64269	---	1" x 3/8"	1.18	1.27	15/60	.55	65269	---
64291	---	1" x 1/2"	1.26	1.40	15/60	.63	65291	---
64298	---	1" x 3/4"	1.37	1.45	12/48	.71	65298	---
64301	---	1-1/4" x 1/2"	1.34	1.45	20/40	.91	65301	---
64303	---	1-1/4" x 3/4"	1.45	1.62	20/40	.99	65303	---
64306	---	1-1/4" x 1"	1.58	1.66	20/40	1.07	65306	---
64721	---	1-1/2" x 1/2"				1.12	65721	---
64316	---	1-1/2" x 3/4"	1.41	1.75	15/30	1.23	65316	---
64318	---	1-1/2" x 1"	1.65	1.88	10/30	1.33	65318	---
64322	---	1-1/2" x 1-1/4"	1.65	1.88	12/24	1.52	65322	---
64327	---	2" x 1/2"	1.49	1.88	10/20	1.64	65327	---
64328	---	2" x 3/4"	1.60	1.97	10/20	1.71	65328	---
64330	---	2" x 1"	1.73	2.02	10/20	1.88	65330	---
64334	---	2" x 1-1/4"	1.86	2.06	8/16	2.03	65334	---
64336	---	2" x 1-1/2"	1.98	2.12	8/16	2.22	65336	---
		2-1/2" x 1"				2.85	65342	---
64343	---	2-1/2" x 1-1/2"	2.16	2.51	5/10	2.97	65343	---
64729	---	3" x 1"	2.00	2.00	3/6	4.15		
		3" x 1-1/2"				5.19	65359	---
64351	---	3" x 2"	2.52	2.89	3/6	5.35	65351	---

BULLHEAD TEES

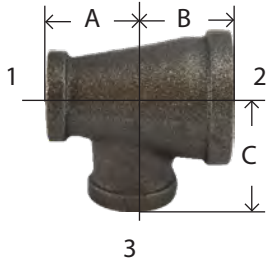


PART # GALVANIZED	LIST PRICE	SIZE (1&2) X 3	A	B	BOX/ CASE	APPROX. WT. LBS.	PART # BLACK	LIST PRICE
64280	---	1/2" x 3/4"	1.22	1.20	30/120	.4	65280	---
64733	---	1/2" x 1"	1.36	1.26	25/100	.50	65733	---
64289	---	3/4" x 1"	1.45	1.37	20/120	.60	65289	---
64299	---	1" x 1-1/4"	1.67	1.58	15/30	.96	65299	---
64300	---	1" x 1-1/2"	1.80	1.65	9/36	1.11	65300	---
64317	---	1-1/4" x 1-1/2"	1.88	1.82	12/24	1.07	65317	---
64319	---	1-1/2" x 2"	2.12	1.98	8/32	2.10	65-319	---
65335	---	2" x 1 1/4" x 2"						

BLACK AND GALVANIZED IRON #150

NIPPLES AND FITTINGS


REDUCING TEES REDUCING ON RUN



PART #	SIZE 1 X 2 X 3	A	B	C	BOX/ CASE	APPROX. WT. LBS.	LIST	PART # BLACK
64287	3/4" x 1/2" x 1/2"	1.18	1.18	1.20	25/100	0.39	---	65287
64288	3/4" x 1/2" x 3/4"	1.28	1.20	1.28	20/80	0.49	---	65288
	1" x 1/2" x 1/2"	1.31	1.22	1.31	20/80	0.51	---	65292
	1" x 1/2" x 3/4"	1.22	1.37	1.45	20/80	0.53	---	65293
64294	1" x 1/2" x 1"	1.40	1.50	1.50	15/60	0.54	---	65294
	1" x 3/4" x 1/2"	1.20	1.26	1.40	20/80	0.58	---	65295
64296	1" x 3/4" x 3/4"	1.34	1.28	1.42	15/60	0.63	---	65296
64297	1" x 3/4" x 1"	1.45	1.50	1.50	15/60	0.62	---	65297
	1-1/4" x 1/2" x 1/2"							65304
	1-1/4" x 1/2" x 1"							65311
	1-1/4" x 1/2" x 1 1/4"							65314
	1-1/4" x 3/4" x 3/4"	1.31	1.45	1.64	10/40	0.66	---	65347
	1-1/4" x 3/4" x 1"							65348
	1-1/4" x 3/4" x 1-1/4"	1.62	1.75	1.75	10/40	1.14	---	65305
64309	1-1/4" x 1" x 1"	1.55	1.47	1.63	20/40	1.00	---	65309
	1-1/4" x 3/4" x 1/2"	1.31	1.45	1.64	20/40	1.05	---	65346
	1-1/4" x 1" x 1/2"	1.26	1.34	1.53	20/40	1.10	---	65349
	1-1/4" x 1" x 3/4"						---	65350
	1-1/4" x 1" x 1-1/4"	1.30	1.36	1.44	15/30	1.21	---	65310
	1-1/2" x 3/4" x 1-1/2"							65281
64372	1-1/2" x 1" x 1"	1.50	1.65	1.78	15/30	1.28	---	65372
	1-1/2" x 1" x 1-1/2"							65323
	1-1/2" x 1-1/4" x 3/4"	1.43	1.52	1.25	15/30	1.30	---	65375
	1-1/2" x 1 1/4" x 1"							65325
	1-1/2" x 1-1/4" x 1-1/4"	1.75	1.82	1.88	15/30	1.35	---	65377
	2" x 3/4" x 2"						---	65267
	2" x 1" x 2"							65332
	2" x 1-1/4" x 1 1/4"							65302
	2" x 1-1/4" x 2"							65335
	2" x 1-1/2" x 1-1/4"	1.82	1.90	2.10	10/30	1.21	---	65312
	2" x 1-1/2" x 1-1/2"	1.94	2.02	2.16	10/30	1.79	---	65313

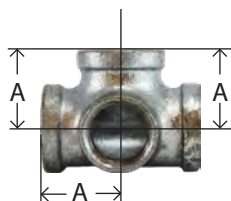
MALLEABLE SERVICE TEE

(STREET TEE)



PART # GALVANIZED	LIST PRICE	SIZE	A	B	BOX/ CASE	APPROX. WT. LBS.	PART # BLACK	LIST PRICE
64363	---	1/2"	1.12	1.62	40/12	0.31	65363	---
64364	---	3/4"	1.31	1.89	25/75	0.49	65364	---

SIDE OUTLET TEES



PART # GALVANIZED	LIST	SIZE	A	BOX/ CASE	APPROX. WT. LBS.	PART # BLACK	LIST PRICE
64383	---	1/2"	1.12	25/100	.39	65383	---
64384	---	3/4"	1.31	15/60	.58	65384	---
64385	---	1"	1.50	20/40	.88	65385	---
64386	---	1-1/4"	1.75	12/24	1.32	65386	---
		1-1/2"	1.97	1/1	1.56	65387	---
		2"	2.29	1/1	1.81	65388	---

WARNING: This product can expose you to chemicals, including Nickel, which are known to the State of California to cause cancer. For more information, visit www.P65Warnings.ca.gov

BLACK AND GALVANIZED IRON #150

NIPPLES AND FITTINGS

COUPLINGS



PART # GALVANIZED	LIST PRICE	SIZE	A	BOX/ CASE	APPROX. WT. LBS.	PART # BLACK	LIST PRICE
64410	---	1/8"	0.96	70/840	.07	65410	---
64411	---	1/4"	1.06	40/480	.09	65411	---
64412	---	3/8"	1.16	40/480	.13	65412	---
64413	---	1/2"	1.34	60/240	.19	65413	---
64414	---	3/4"	1.52	50/150	.28	65414	---
64415	---	1"	1.67	25/100	.45	65415	---
64416	---	1-1/4"	1.93	16/64	.66	65416	---
64417	---	1-1/2"	2.15	18/36	.84	65417	---
64418	---	2"	2.54	12/24	1.39	65418	---
64419	---	2-1/2"	2.88	8/16	2.42	65419	---
64420	---	3"	3.18	1/12	3.49	65420	---
64421	---	4"	3.69	3/6	5.81	65421	---
64422	---	6"	4.23	1/2	28.62	65422	---

REDUCING COUPLINGS



PART # GALVANIZED	LIST PRICE	SIZE	A	BOX/ CASE	APPROX. WT. LBS.	PART # BLACK	LIST PRICE
64430	---	1/4" x 1/8"	1.00	50/600	.07	65430	---
64431	---	3/8" x 1/8"	1.13	35/420	.09	65431	---
64432	---	3/8" x 1/4"	1.13	30/360	.11	65432	---
64433	---	1/2" x 1/8"	1.25	75/300	.13	65433	---
64434	---	1/2" x 1/4"	1.25	75/300	.11	65434	---
64435	---	1/2" x 3/8"	1.25	60/240	.15	65435	---
64439	---	3/4" x 1/8"	1.44	60/240	.18	65439	---
64436	---	3/4" x 1/4"	1.44	45/18	.19	65436	---
64437	---	3/4" x 3/8"	1.44	45/18	.21	65437	---
64438	---	3/4" x 1/2"	1.44	60/180	.25	65438	---
64459	---	1" x 1/4"	1.69	45/135	.34	65459	---
64440	---	1" x 3/8"	1.69	30/120	.35	65440	---
64441	---	1" x 1/2"	1.69	30/120	.36	65441	---
64442	---	1" x 3/4"	1.69	25/100	.39	65442	---
64460	---	1-1/4" x 3/8"	2.06	25/75	.55	65460	---
64444	---	1-1/4" x 1/2"	2.06	25/75	.53	65444	---
64445	---	1-1/4" x 3/4"	2.06	25/75	.57	65445	---
64446	---	1-1/4" x 1"	2.06	15/60	.61	65446	---
64443	---	1-1/2" x 3/8"	2.31	20/60	.71	65443	---
64447	---	1-1/2" x 1/2"	2.31	20/60	.69	65447	---
64448	---	1-1/2" x 3/4"	2.31	15/60	.71	65448	---
64449	---	1-1/2" x 1"	2.31	25/50	.78	65449	---
64450	---	1-1/2" x 1-1/4"	2.31	12/48	.87	65450	---
64458	---	2" x 1/2"	2.81	12/36	1.14	65458	---
64451	---	2" x 3/4"	2.81	12/36	1.14	65451	---
64452	---	2" x 1"	2.81	12/36	1.21	65452	---
64453	---	2" x 1-1/4"	2.81	9/27	1.19	65453	---
64454	---	2" x 1-1/2"	2.81	9/27	1.38	65454	---
		2 1/2" x 1"				65455	
		2 1/2" x 1 1/4"				65429	
64461	---	2-1/2" x 1-1/2"	3.25	20/40	2.07	65461	---
64462	---	2-1/2" x 2"	3.25	7/14	2.23	65462	---
		3" x 1"				65466	
		3" x 1-1/4"				65467	
64486	---	3" x 1-1/2"	3.69	6/12	3.23	65486	---
64456	---	3" x 2"	3.69	6/12	3.30	65456	---
64463	---	3" x 2-1/2"	3.69	5/10	3.55	65463	---
		4" x 1 1/2"				65468	
64464	---	4" x 2"	4.38	3/6	5.55	65464	---
64465	---	4" x 2-1/2"	4.38	3/6	5.90	65465	---
64457	---	4" x 3"	4.38	3/6	6.05	65457	---
		6" x 4"	4.24	1/2	10.86	65491	---

WARNING: This product can expose you to chemicals, including Nickel, which are known to the State of California to cause cancer. For more information, visit www.P65Warnings.ca.gov

BLACK AND GALVANIZED IRON #150

NIPPLES AND FITTINGS

HEX BUSHING



* INSIDE HEX

PART #	LIST PRICE	SIZE M X F	A	HEX	BOX/ CASE	APPROX. WT. LBS.	PART # BLACK	LIST PRICE
64500	---	*1/2" x 1/8"	0.79	0.67	1/25	.03	65500	---
64501	---	*3/8" x 1/8"	0.79	0.75	1/25	.06	65501	---
64502	---	*3/8" x 1/4"	0.79	0.75	1/25	.05	65502	---
64503	---	1/2" x 1/8"	0.84	1.03	150/600	.09	65503	---
64504	---	1/2" x 1/4"				.08	65504	---
64505	---	1/2" x 3/8"	0.75	1.03	150/600	.07	65505	---
64506	---	3/4" x 1/8"	0.85	1.15	75/300	.14	65506	---
64507	---	3/4" x 1/4"	0.85	1.15	75/300	.13	65507	---
64508	---	3/4" x 3/8"	0.85	1.15	75/300	.12	65508	---
64509	---	3/4" x 1/2"	0.93	1.15	75/300	.10	65509	---
		1" x 1/8"					65557	
64510*	---	1" x 1/4"	1.13	1.12	50/200	.20	65510*	---
64511*	---	1" x 3/8"	1.13	1.12	50/200	.18	65511*	---
64512	---	1" x 1/2"	1.10	1.42	50/200	.21	65512	---
64513	---	1" x 3/4"	1.10	1.42	50/200	.17	65513	---
64514*	---	1-1/4" x 1/4"	1.24	1.12	30/120	.29	65514*	---
64515*	---	1-1/4" x 3/8"	1.24	1.12	30/120	.29	65515*	---
64516*	---	1-1/4" x 1/2"	1.24	1.24	30/120	.31	65516*	---
64517	---	1-1/4" x 3/4"	1.08	1.76	30/120	.35	65517	---
64518	---	1-1/4" x 1"	1.08	1.76	30/120	.29	65518	---
64519*	---	1-1/2" x 1/4"	1.30	1.12	25/75	.40	65519*	---
64520*	---	1-1/2" x 3/8"	1.30	1.12	25/75	.38	65520*	---
64521*	---	1-1/2" x 1/2"	1.30	1.34	25/75	.38	65521*	---
64522*	---	1-1/2" x 3/4"	1.30	1.44	25/75	.40	65522*	---
64523	---	1-1/2" x 1"	1.23	2.00	25/75	.45	65523	---
64524	---	1-1/2" x 1-1/4"	1.23	2.00	25/75	.34	65524	---
64526	---	2" x 1/4"	1.29	1.12	20/60	.57	65526	---
64525*	---	2" x 3/8"	1.28	1.12	20/60	.57	65525*	---
64527*	---	2" x 1/2"	1.39	1.34	20/60	.57	65527*	---
64528*	---	2" x 3/4"	1.39	1.63	20/60	.63	65528*	---
64529*	---	2" x 1"	1.39	1.77	20/60	.66	65529*	---
64530	---	2" x 1-1/4"	1.50	2.48	20/60	.74	65530	---
64531	---	2" x 1-1/2"	1.50	2.48	20/60	.61	65531	---
64546*	---	2-1/2" x 1/2"	1.51	1.34	15/30	.97	65546*	---
64547*	---	2-1/2" x 3/4"	1.51	1.63	15/30	.91	65547*	---
64532*	---	2-1/2" x 1"	1.51	1.95	15/30	.97	65532*	---
64533*	---	2-1/2" x 1-1/4"	1.51	2.39	15/30	1.03	65533*	---
64534	---	2-1/2" x 1-1/2"	1.51	2.98	15/30	1.16	65534	---
64535	---	2-1/2" x 2"	1.54	2.98	15/30	1.01	65535	---
64550	---	3" x 1"	1.61	1.95	12/24	1.41	65550	---
64549*	---	3" x 1-1/4"	1.61	2.39	12/24	1.42	65549*	---
64537*	---	3" x 1-1/2"	1.61	2.68	12/24	1.51	65537*	---
64538	---	3" x 2"	1.61	3.86	12/24	1.71	65538	---
64539	---	3" x 2-1/2"	1.61	3.86	12/24	1.68	65539	---
		3-1/2" x 3"	1.86	4.20	5/10	2.17	65555	---
64551	---	4" x 3/4"	2.15	4.90	5/10	3.88	65551	---
64553*	---	4" x 1"	2.00	4.75	5/10	3.79	65553*	---
64552	---	4" x 1-1/4"	1.82	2.39	5/10	2.39	65552	---
64540	---	4" x 1-1/2"	1.82	2.68	5/10	2.39	65540	---
64541*	---	4" x 2"	1.82	3.31	5/10	2.52	65541*	---
64542*	---	4" x 2-1/2"	2.06	3.87	5/10	2.87	65542*	---
64543	---	4" x 3"	2.17	4.96	5/10	2.95	65543	---
		5" x 4"	2.16	5.34	2/4	6.80	65544	---
64544		6" x 2"					65558	
64549		6" x 3"					65559	
64545*	---	6" x 4"	2.33	5.79	2/4	7.11	65545*	---
		6" x 5"			2/4		65560	

NOTE: ADD DT TO THE PART# FOR A DOUBLE-TAPPED BUSHING

WARNING: This product can expose you to chemicals, including Nickel, which are known to the State of California to cause cancer. For more information, visit www.P65Warnings.ca.gov

BLACK AND GALVANIZED IRON #150

NIPPLES AND FITTINGS

UNIONS

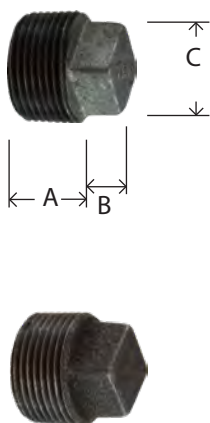
• Brass Seat



PART # GALVANIZED	LIST PRICE	SIZE	A	BOX/ CASE	APPROX. WT. LBS.	PART # BLACK	LIST PRICE
64600	---	1/8"	1.26	60/240	.17	65600	---
64601	---	1/4"	1.44	20/240	.25	65601	---
64602	---	3/8"	1.61	40/160	.37	65602	---
64603	---	1/2"	1.72	50/100	.52	65603	---
64604	---	3/4"	1.94	35/70	.78	65604	---
64605	---	1"	2.06	20/40	1.18	65605	---
64606	---	1-1/4"	2.26	15/30	1.64	65606	---
64607	---	1-1/2"	2.41	10/20	2.08	65607	---
64608	---	2"	2.75	6/12	3.24	65608	---
64609	---	2-1/2"	3.22	4/8	5.31	65609	---
64610	---	3"	3.50	4/8	6.94	65610	---
64611	---	4"	3.85	2/4	12.02	65611	---

SQUARE HEAD PLUGS

• Cored



PART # GALVANIZED	LIST PRICE	SIZE	A	B	C	BOX/ CASE	APPROX. WT. LBS.	PART # BLACK	LIST PRICE
		*1/8"	0.41	0.23	0.30	1/25	.02	65650	---
64651	---	*1/4"	0.48	0.28	0.38	1/25	.03	65651	---
64652	---	*3/8"	0.53	0.31	0.43	1/25	.04	65652	---
64653	---	1/2"	0.58	0.38	0.56	50/600	.08	65653	---
64654	---	3/4"	0.65	0.44	0.63	30/360	.13	65654	---
64655	---	1"	0.75	0.50	0.82	20/240	.22	65655	---
64656	---	1-1/4"	0.82	0.56	0.94	40/120	.33	65656	---
64657	---	1-1/2"	0.85	0.62	1.13	30/90	.41	65657	---
64658	---	2"	0.91	0.68	1.31	20/60	.68	65658	---
64659	---	2-1/2"	1.26	0.74	1.50	16/64	.89	65659	---
64660	---	3"	1.16	0.80	1.69	16/32	1.68	65660	---
64661	---	4"	1.22	1.00	2.28	6/12	3.02	65661	---
		6"	1.85	1.13	5.97	5/10	11.41	65662	---
		8"				1/1		65664	---

CAPS



PART # GALVANIZED	LIST PRICE	SIZE	A	BOX/ CASE	APPROX. WT. LBS.	PART # BLACK	LIST PRICE
64470	---	1/8"	0.55	1/25	.03	65470	---
64471	---	1/4"	0.62	80/960	.07	65471	---
64472	---	3/8"	0.74	60/720	.08	65472	---
64473	---	1/2"	0.87	75/300	.13	65473	---
64474	---	3/4"	0.97	40/160	.18	65474	---
64475	---	1"	1.16	25/100	.30	65475	---
64476	---	1-1/4"	1.28	20/80	.47	65476	---
64477	---	1-1/2"	1.33	18/54	.66	65477	---
64478	---	2"	1.45	12/36	.99	65478	---
64479	---	2-1/2"	1.70	20/40	1.58	65479	---
64480	---	3"	1.80	12/24	2.51	65480	---
64481	---	4"	2.08	6/12	4.09	65481	---
64482	---	6"	2.55	2/4	5.18	65482	---

* Use steel fittings for smaller sizes. See Steel Fittings for Galvanized and Black Steel Fittings.


WARNING: This product can expose you to chemicals, including Nickel, which are known to the State of California to cause cancer. For more information, visit www.P65Warnings.ca.gov

NIPPLES & FITTINGS

BLACK AND GALVANIZED IRON #150


NIPPLES AND FITTINGS

LATERAL Ys




PART #	SIZE	A	B	CASE	WEIGHT	LIST	PART #
64963	1/2	2.32	1.71	120	.35	---	65963
64964	3/4	2.77	2.05	60	.58	---	65964
	1	3.28	2.42	40	.97	---	65965
	1-1/4	3.94	2.92	24	1.44	---	65966
	1-1/2	4.38	3.28	16	1.93	---	65967
64968	2	5.41	3.98	8	3.12	---	65968
	2-1/2	6.25	4.73	4	5.61	---	65969
	3	7.26	5.55	2	8.36	---	65970
	4	8.98	6.97	2	14.88	---	65971

LOCKNUTS *Straight Thread




PART #	LIST PRICE	SIZE	A	THICK-NESS	BOX/ CASE	WEIGHT	PART #	LIST PRICE
64703	---	1/2		0.31	150/600	0.08	65703	---
64704	---	3/4		0.34	90/360	0.13	65704	---
64705	---	1		0.38	60/240	0.19	65705	---
64706	---	1-1/4		0.42	45/180	0.27	65706	---
64707	---	1-1/2		0.47	45/135	0.47	65707	---
64708	---	2		0.53	25/75	0.56	65708	---

RIGHT & LEFT COUPLINGS



PART #	LIST PRICE	SIZE	A	CASE	WEIGHT	PART #	LIST PRICE
64573	----	1/2	1.34	240	0.19	65573	---
64574	---	3/4	1.52	150	0.28	65574	---
64575	----	1	1.67	100	0.45	65575	---
64576	----	1-1/4	1.93	64	0.66	65576	---
64577	----	1-1/2	2.15	36	0.84	65577	----
64578	---	2	2.53	24	1.39	65578	----

SIDE OUTLET ELBOW



PART #	LIST PRICE	SIZE	A	B	CASE	PART #	LIST PRICE
64583	---	1/2	1.10		135	65583	---
64584	---	3/4	1.30		80	65584	---
64585	---	1	1.50		40	65585	----
64586	----	1-1/4	1.77		30	65586	---
64587	----	1-1/2	1.97		24	65587	---
64588	----	2	2.29		10	65588	----


WARNING: This product can expose you to chemicals, including Nickel, which are known to the State of California to cause cancer. For more information, visit www.P65Warnings.ca.gov



BLACK AND GALVANIZED IRON #150

NIPPLES AND FITTINGS

FLOOR FLANGES



PART #	LIST	SIZE	A	THICK- NESS	HOLE SIZE	BOX/ CASE	APPROX. WT. LBS.	PART #	LIST
GALVA- NIZED								BLACK	PRICE
		1/4"						65691	
		3/8"						65690	
64692	---	1/2"	3.50	0.50	0.25	25/100	.63	65692	---
64693	---	3/4"	3.50	0.63	0.25	15/45	.73	65693	---
64694	---	1"	4.00	0.69	0.25	15/45	1.02	65694	---
64695	---	1-1/4"	4.00	0.75	0.25	15/30	1.00	65695	---
64696	---	1-1/2"	4.50	0.87	0.31	8/24	1.37	65696	---

EXTENSION FIP X MIP



PART #	SIZE	APPROX. WT. LBS.	BOX/CASE	LIST PRICE
65621	1/2"	0.12	75 / 300	---
65622	3/4"	0.23	40 / 160	---

MUSHROOM VENT CAP



PART #	SIZE	LIST PRICE
21174	3/4"	---
21175	1"	---
21176	1-1/2"	---
21177	1-1/2"	---
21178	2"	---
21179	3"	---
21180	4"	---

Cast Iron Galvanized Threaded Cap. 30 Mesh screen. Protects against driving rain, snow, sleet and insects.

DOUBLE TAPPED BUSHINGS



PART #	SIZE
65518DT	1-1/4" x 1"
65522DT	1-1/2" x 3/4"
65523DT	1-1/2" x 1"
65527DT	2" x 1/2"
65528DT	2" x 3/4"
65529DT	2" x 1"
65530DT	2" x 1 1/4"
65531DT	2" x 1-1/2"
65541DT	4" x 2"

WARNING: This product can expose you to chemicals, including Nickel, which are known to the State of California to cause cancer. For more information, visit www.P65Warnings.ca.gov

STEEL FITTINGS

NIPPLES AND FITTINGS

STEEL FITTINGS

This will certify that the material was manufactured in accordance with ASME B16.14 - 1991 Standards. All Threads are Dryseal (NPTF) - 3/4 inch taper per foot and are made of Carbon Steel 12L14. Pressure rating: 150/300 PSI


- Clear Zinc plating specifications ASTM B633-07
- Federal Specification QQ-Z-325 (Zinc Plate)
- Type III with supplemental clear Trivalent chromate
- .00015" Zinc (Minimum)
- ROHS Compliant
- Lead Free

HEX BUSHINGS



PART # ZINC	LIST PRICE	SIZE M X F	A	HEX	APPROX. WT. LBS.	PART # BLACK	LIST PRICE
66500	---	1/4" x 1/8"	0.63	0.62	0.02	67500	---
66501	---	3/8" x 1/8"	0.66	0.68	0.04	67501	---
66502	---	3/8" x 1/4"	0.66	0.68	0.02	67502	---
66503	---	1/2" x 1/8"	0.80	0.87	0.10	67503	---
66504	---	1/2" x 1/4"	0.80	0.87	0.08	67504	---
66505	---	1/2" x 3/8"	0.80	0.87	0.06	67505	---
66506	---	3/4" x 1/8"	0.94	1.06	0.18	67506	---
66507	---	3/4" x 1/4"	0.94	1.06	0.14	67507	---
66508	---	3/4" x 3/8"	0.94	1.06	0.14	67508	---
66509	---	3/4" x 1/2"	0.94	1.06	0.10	67509	---
66510	---	1" x 1/4"	1.00	1.31	0.16	67510	---
66511	---	1" x 3/8"	1.00	1.31	0.26	67511	---
66512	---	1" x 1/2"	1.00	1.31	0.22	67512	---
66513	---	1" x 3/4"	1.00	1.31	0.14	67513	---

FACE BUSHING



PART # ZINC	LIST PRICE	SIZE M X F	A	APPROX. WT. LBS.	PART # BLACK	LIST PRICE
	---	1/4" x 1/8"	0.44	0.01	67700	---
	---	3/8" x 1/4"	0.48	0.02	67702	---
	---	1/2" x 1/4"	0.56	0.04	67704	---
66705	---	1/2" x 3/8"	0.56	0.04	67705	---
	---	3/4" x 3/8"	0.62	0.10	67708	---
66709	---	3/4" x 1/2"	0.62	0.10	67709	---
	---	1" x 3/4"	0.75	0.16	67713	---

CAPS



PART # ZINC	LIST PRICE	SIZE NPTF	A	HEX	APPROX. WT. LBS.	PART # BLACK	LIST PRICE
66470	---	1/8"	0.53	0.56	0.02	67470	---
66471	---	1/4"	0.63	0.62	0.04	67471	---
66472	---	3/8"	0.69	0.81	0.06	67472	---
66473	---	1/2"	0.87	1.00	0.12	67473	---
66474	---	3/4"	0.97	1.18	0.16	67474	---
66475	---	1"	1.16	1.50	0.30	67475	---
	---	1-1/4"	1.28	2.00	0.68	67476	---
	---	1-1/2"	1.35	2.25	0.83	67477	---


WARNING: This product can expose you to chemicals, including Nickel, which are known to the State of California to cause cancer. For more information, visit www.P65Warnings.ca.gov

STEEL FITTINGS

NIPPLES AND FITTINGS

This will certify that the plugs are dimensional per SAE J531 MAY 95 Standards. All threads are Dryseal (NPTF) - 3/4" Taper per foot and are made of SAE J403 Low Carbon Steel 1010 Cold headed.

SQUARE HEAD PLUGS



PART # ZINC	LIST PRICE	SIZE NPTF	A	B	C	APPROX. WT. LBS.	PART # BLACK	LIST PRICE
66670	---	1/8"	0.33	0.24	0.28	0.01	67670	---
66671	---	1/4"	0.45	0.28	0.37	0.02	67671	---
66672	---	3/8"	0.50	0.31	0.43	0.04	67672	---
66653	---	1/2"	0.59	0.38	0.55	0.12	67653	---
66654	---	3/4"	0.63	0.44	0.62	0.18	67654	---
66655	---	1"	0.75	0.5	0.81	0.34	67655	---
66656	---	1-1/4"	0.80	0.56	0.93	0.62	67656	---
66657	---	1-1/2"	0.83	0.62	1.12	0.82	67657	---
66658	---	2"	0.88	0.68	1.31	1.36	67658	---

HEX HEAD PLUGS



PART # ZINC	LIST PRICE	SIZE NPTF	A	HEX	APPROX. WT. LBS.	PART # BLACK	LIST PRICE
66770	---	1/8"	0.55	0.43	0.01	67770	---
66771	---	1/4"	0.74	0.56	0.04	67771	---
66772	---	3/8"	0.67	0.68	0.06	67772	---
66773	---	1/2"	0.80	0.70	0.12	67773	---
66774	---	3/4"	0.94	1.06	0.18	67774	---
66775	---	1"	1.00	1.31	0.22	67775	---
66776	---	1-1/4"	1.17	1.75	0.7	67776	---
66777	---	1-1/2"	1.51	2.00	1.2	67777	---
66778	---	2"	1.65	2.50	2.06	67778	---

COUNTERSUNK PLUG - Square Socket



PART # ZINC	LIST PRICE	SIZE NPTF	A	SOCKET SIZE	APPROX. WT. LBS.	PART # BLACK	LIST PRICE
66630	---	1/8"	0.29	0.19	0.01	67630	---
66631	---	1/4"	0.45	0.25	0.02	67631	---
66632	---	3/8"	0.45	0.31	0.04	67632	---
66633	---	1/2"	0.59	0.38	0.08	67633	---
66634	---	3/4"	0.60	0.50	0.12	67634	---
66635	---	1"	0.75	0.50	0.16	67635	---
66636	---	1-1/4"	0.80	0.75	0.32	67636	---
66637	---	1-1/2"	0.83	0.75	0.45	67637	---
66638	---	2"	0.88	0.875	2.06	67638	---

COUNTERSUNK PLUG - Hex Socket



PART # ZINC	LIST PRICE	SIZE NPTF	A	SOCKET SIZE	APPROX. WT. LBS.	PART # BLACK	LIST PRICE
66760	---	1/16"	0.29	0.15	0.01	67760	---
66761	---	1/8"	0.29	0.18	0.01	67761	---
66762	---	1/4"	0.44	0.25	0.02	67762	---
66763	---	3/8"	0.44	0.31	0.04	67763	---
66764	---	1/2"	0.59	0.37	0.08	67764	---
66765	---	3/4"	0.60	0.56	0.14	67765	---
66766	---	1"	0.75	0.625	0.22	67766	---
66767	---	1-1/4"	0.80	0.75	0.37	67767	---
66768	---	1-1/2"	0.83	1.0	0.45	67768	---
66769	---	2"	0.88	1.0	0.86	67769	---

• Slotted and Flush plugs available upon request

WARNING: This product can expose you to chemicals, including Nickel, which are known to the State of California to cause cancer. For more information, visit www.P65Warnings.ca.gov

BLACK EXTRA HEAVY 300# IRON

NIPPLES AND FITTINGS

300# MALLEABLE

90° ELBOW



PART #	SIZE	LIST PRICE
69101	1/4"	---
69102	3/8"	---
69103	1/2"	---
69104	3/4"	---
69105	1"	---
69106	1-1/4"	---
69107	1-1/2"	---
69108	2"	---

45° ELBOW



PART #	SIZE	LIST PRICE
69181	1/4"	---
69182	3/8"	---
69183	1/2"	---
69184	3/4"	---
69185	1"	---
69186	1-1/4"	---
69187	1-1/2"	---
69188	2"	---

90° STREET ELBOW



PART #	SIZE	LIST PRICE
69161	1/4"	---
69162	3/8"	---
69163	1/2"	---
69164	3/4"	---
69165	1"	---
69166	1-1/4"	---
69167	1-1/2"	---
69168	2"	---

TEE



PART #	SIZE	LIST PRICE
69252	3/8"	---
69253	1/2"	---
69254	3/4"	---
69255	1"	---
69256	1-1/4"	---
69257	1-1/2"	---
69258	2"	---

COUPLING



PART #	SIZE	LIST PRICE
69411	1/4"	---
69412	3/8"	---
69413	1/2"	---
69414	3/4"	---
69415	1"	---
69416	1-1/4"	---
69417	1-1/2"	---
69418	2"	---

WARNING: This product can expose you to chemicals, including Nickel, which are known to the State of California to cause cancer. For more information, visit www.P65Warnings.ca.gov



BLACK EXTRA 300# IRON

NIPPLES AND FITTINGS

REDUCING COUPLING



PART #	SIZE	LIST PRICE
69432	3/8 x 1/4"	---
69434	1/2 x 1/4"	---
69435	1/2 x 3/8"	---
69438	3/4 x 1/2"	---
69441	1 x 1/2"	---
69442	1 x 3/4"	---

CAP



PART #	SIZE	LIST PRICE
69471	1/4"	---
69472	3/8"	---
69473	1/2"	---
69474	3/4"	---
69475	1"	---
69476	1-1/4"	---
69477	1-1/2"	---
69478	2"	---

UNION

• Brass Seat



PART #	SIZE	LIST PRICE
69600	1/8"	---
69601	1/4"	---
69602	3/8"	---
69603	1/2"	---
69604	3/4"	---
69605	1"	---
69606	1-1/4"	---
69607	1-1/2"	---
69608	2"	---

STEEL MAGNETIC PLUGS

Steel Magnetic Drain Plugs - NPT Threaded

Magnetic Drain Plugs are similar to standard pipe or straight thread drain plugs with one important difference - a permanent magnet is fastened to the plug body. This magnet attracts and holds abrasive, ferrous metal particles preventing their circulation through the lubrication or hydraulic system.

These abrasive, ferrous metal particles appear in lubricating or hydraulic systems as a result of the following conditions:

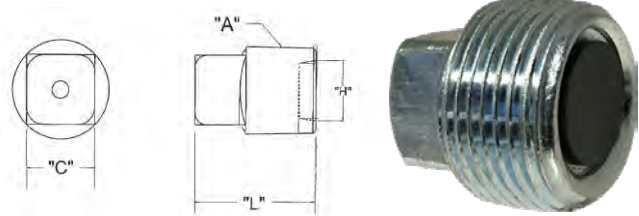
- The constant flaking effect of normal wear of moving parts.
- Particles not removed by flushing operations after boring or machining.
- Chipping due to sub-surface casting flaws.
- Minute component breakdown caused by stress usage.

Magnetic Drain Plugs prevent excessive wear to the system's components.

Magnetic Plugs are used by numerous manufacturers of gear boxes, transmissions, engines, and hydraulic systems for the automotive, aircraft, agricultural and machinery industries.

Typical applications include:

- Outboard Engines
- Earthmoving Equipment
- Combines
- Balers
- Crawler Tractors
- Lift Trucks
- Mining Equipment
- Military Vehicles
- Turbine Engines
- Truck Axles
- Heavy-Duty Transmissions



PART	SIZE "A"	HEAD WIDTH "C"	RECESS DIA. "H"	O/L LENGTH "L"	LIST PRICE
28996	3/8 - 18	.428 - .440	.435 - .445	.805 - .860	---
28997	1/2 - 14	.553 - .565	.560 - .570	.970 - 1.04	---
28998	3/4 - 14	.615 - .627	.725 - .735	1.120 - 1.170	---

WARNING: This product can expose you to chemicals, including Nickel, which are known to the State of California to cause cancer. For more information, visit www.P65Warnings.ca.gov

BULL PLUGS AND SWAGS

NIPPLES AND FITTINGS

BULL PLUGS AND SWAGES

STANDARD BULL PLUG

- Sch 40 150#
- Zinc plated



PART #	DESCRIPTION	LIST PRICE
91008	2"	---
	2" w/ 1/2" TAP	---
	2-1/2"	---
	3"	---
	4"	---

XH BULL PLUG

- Made from sch. 80 pipe.
- Zinc plated
- Hollow



PART #	DESCRIPTION	LIST PRICE
	1/4"	---
90002	3/8"	---
90003	1/2"	---
90004	3/4"	---
90005	1"	---
	1-1/4"	---
	1-1/2"	---
90008	2"	---
93001*	2"	---
90213	2" w/ 1/4" TAP	---
90212	2" w/ 1/2" TAP	---
93212*	2"XXH w/1/2" TAP	---
	2-1/2"	---
	3"	---
	3" w/ 1/2" TAP	---
90011	4"	---

* XXH

STANDARD SCH. 40 SWAGE

MIP X MIP

- Zinc plated



PART #	DESCRIPTION	LIST PRICE
93113	1-1/4" x 1"	---
93121	2" x 1"	---
93122	2" x 1-1/4"	---
93123	2" x 1-1/2"	---
	2-1/2" x 2"	---
	3" x 1"	---
93127	3" x 1-1/2"	---
93128	3" x 2"	---
	3" x 2-1/2"	---
93130	4" x 2"	---
93131	4" x 3"	---
93139	6" x 3"	---

WARNING: This product can expose you to chemicals, including Nickel, which are known to the State of California to cause cancer. For more information, visit www.P65Warnings.ca.gov



SWAGES

NIPPLES AND FITTINGS

SCH 80 XH SWAGES

MIP X MIP



* Hex Style



XXH SWAGE



PART #	DESCRIPTION	LIST PRICE
	1/4" x 1/8"	---
	1/2" x 1/4"	---
90103*	1/2" x 3/8"	---
90104*	3/8" x 1/4"	---
90105*	3/4" x 1/4"	---
90106*	3/4" x 3/8"	---
90107*	3/4" x 1/2"	---
	1" x 1/4"	---
	1" x 3/8"	---
90110*	1" x 1/2"	---
90111*	1" x 3/4"	---
90140	1-1/4" x 3/4"	---
90141	1-1/4" x 1"	---
90114	1-1/2" x 1/2"	---
90115	1-1/2" x 3/4"	---
90116	1-1/2" x 1"	---
90117	1-1/2" x 1-1/4"	---
	2" x 1/4"	---
90119	2" x 1/2"	---
90120	2" x 3/4"	---
90121	2" x 1"	---
90122	2" x 1-1/4"	---
90123	2" x 1-1/2"	---
	2-1/2" x 2"	---
	3" x 1"	---
90126	3" x 1-1/4"	---
90127	3" x 1-1/2"	---
90128	3" x 2"	---
	3" x 2-1/2"	---
	4" x 1"	---
90130	4" x 2"	---
90131	4" x 3"	---
90132	6" x 4"	---
	6" x 2"	---
	6" x 3"	---

PART #	DESCRIPTION	LIST PRICE
	1/2" x 1/4"	---
	3/4" x 1/2"	---
	1" x 1/4"	---
	1" x 3/8"	---
92110*	1" x 1/2"	---
	1" x 3/4"	---
	1-1/2" x 1/2"	---
	1-1/2" x 3/4"	---
92116	1-1/2" x 1"	---
	2" x 1/2"	---
	2" x 3/4"	---
92121	2" x 1"	---
	2" x 1-1/4"	---
	2" x 1-1/2"	---
92128	3" x 2"	---

WARNING: This product can expose you to chemicals, including Nickel, which are known to the State of California to cause cancer. For more information, visit www.P65Warnings.ca.gov

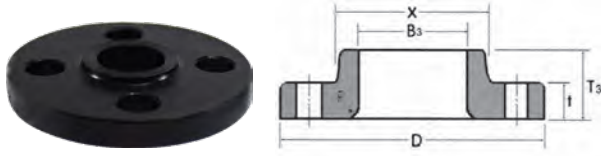
FORGED STEEL FLANGES

NIPPLES AND FITTINGS

ASTMA105
ASME SA105
ANSI B16.5

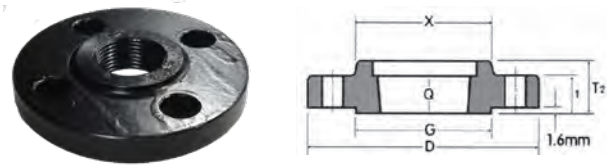
CARBON STEEL FLANGES

• A105 Forged Steel • CLASS 150
(1-1/2 thru 6" available in #316 Stainless Steel add SS to part#)



SLIP-ON 1/16" RAISED FACE CARBON STEEL FLANGE

PART #	SIZE	LIST PRICE
	1/2"	---
	3/4"	---
	1"	---
	1-1/4"	---
107024	1-1/2"	---
107025	2"	---
107026	2-1/2"	---
107027	3"	---
107029	4"	---
107031	6"	---
107032	8"	---
	10"	---
	12"	---



THREADED 1/16" RAISED FACE CARBON STEEL FLANGE

PART #	SIZE	LIST PRICE
107060	1/2"	---
107061	3/4"	---
107062	1"	---
107063	1-1/4"	---
107064	1-1/2"	---
107065	2"	---
107066	2-1/2"	---
107067	3"	---
107069	4"	---
107071	6"	---
107072	8"	---
107073	10"	---
	12"	---

Nominal Pipe Size	Depth of Socket in. Y	DRILLING			BOLTING				APPROXIMATE WEIGHT		
		Bolt Circle Diameter	Number of Holes	Diameter of Holes	Diameter of Bolts (inch)	Machine Bolt Length		Stud Bolt Length	Welding Neck	Slip-on and Threaded	Blind
						Raised Face	Raised Face				
1/2	.382	2.382	4	.618	1/2	2.00	2.252	-	1.146	1.036	1.036
3/4	.441	2.752	4	.618	1/2	2.00	2.50	-	2.028	1.653	1.389
1	.500	3.118	4	.618	1/2	2.252	2.50	3.00	2.425	1.893	2.094
1-1/4	.559	3.50	4	.618	1/2	2.252	2.752	3.252	3.086	3.086	3.086
1-1/2	.618	3.882	4	.618	1/2	2.50	2.752	3.252	3.99	3.109	3.571
2	.689	4.752	4	.752	5/8	2.752	3.252	3.752	6.173	4.982	5.82
2-1/2	.752	5.5	4	.752	5/8	3.00	3.50	4.00	9.436	7.562	8.951
3	.811	6.0	4	.752	5/8	3.00	3.50	4.00	11.42	8.818	11.023
4	.941	7.50	8	.752	5/8	3.00	3.50	4.00	16.138	12.677	16.535
6	1.059	9.50	8	.882	3/4	3.252	4.00	4.50	24.824	17.196	26.455
8	1.252	11.752	8	.882	3/4	3.50	4.252	4.752	39.683	28.66	44.092
10	1.311	14.252	12	1.00	7/8	4.00	4.50	5.00	55.116	37.699	66.139
12	1.559	17	12	1.00	7/8	4.00	4.752	5.252	85.936	61.024	97.003

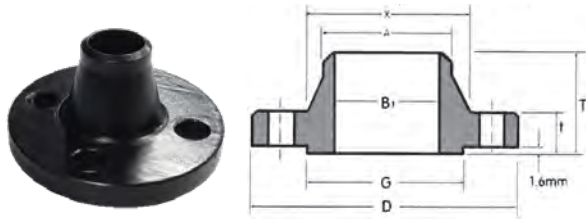
WARNING: This product can expose you to chemicals, including Nickel, which are known to the State of California to cause cancer. For more information, visit www.P65Warnings.ca.gov

FORGED STEEL FLANGES

NIPPLES AND FITTINGS

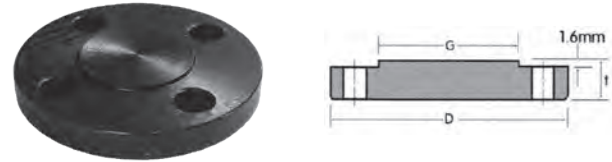
ASTMA105
ASME SA105
ANSI B16.5

- A105 Forged Steel
- CLASS 150
- (1-1/2 thru 6" available in #316 Stainless Steel add SS to part#)



WELD NECK CARBON STEEL FLANGE

Part #	Size	List Price
	1/2"	---
	3/4"	---
	1"	---
	1-1/4"	---
107004	1-1/2"	---
107005	2"	---
	2-1/2"	---
107007	3"	---
107009	4"	---
107011	6"	---
107012	8"	---
	10"	---
	12"	---



BLIND 1/16" RAISED FACE CARBON STEEL FLANGE

PART #	SIZE	LIST PRICE
	1/2"	---
	3/4"	---
107042	1"	---
	1-1/4"	---
107044	1-1/2"	---
107045	2"	---
	2-1/2"	---
107047	3"	---
107049	4"	---
	6"	---
	8"	---
	10"	---
	12"	---

Nominal Pipe Size	Outside Diameter	O.D of Raised Face	Diameter at Base of Hub	Thickness	Bore		
					Length Thru Hub		Slip-on Threaded Socket Welding
					Welding Neck Socket Welding	Welding Neck	
D	G	X	T	B1	T1	T2	
1/2	3.504	1.382	1.189	.441	.618	1.882	.618
3/4	3.898	1.689	1.50	.50	.819	2.059	.618
1	4.252	2.00	1.941	.559	1.051	2.189	.689
1-1/4	4.606	2.50	2.311	.618	1.382	2.252	.811
1-1/2	5.00	2.882	2.559	.689	1.610	2.441	.882
2	5.984	3.618	3.059	.752	2.071	2.50	1.00
2-1/2	7.008	4.118	3.559	.882	2.469	2.752	1.118
3	7.52	5.00	4.252	.941	3.071	2.752	1.189
4	9.016	6.189	5.311	.941	4.031	3.00	1.311
6	10.984	8.50	7.559	1.00	6.071	3.50	1.559
8	13.504	10.618	9.689	1.118	7.980	4.00	1.752
10	15.984	12.752	12.00	1.189	10.02	4.00	1.941
12	19.016	15.00	14.382	1.252	12.00	4.50	2.189

WARNING: This product can expose you to chemicals, including Nickel, which are known to the State of California to cause cancer. For more information, visit www.P65Warnings.ca.gov

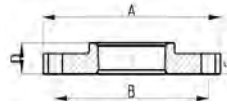


BLACK AND GALV. DUCTILE IRON REDUCING COMPANION FLANGES

NIPPLES AND FITTINGS

THREADED COMPANION FLANGE CLASS 125 PATTERN (BLACK & GALVANIZED)

- * DIMENSIONS, FACED AND DRILLED IN ACCORDANCE WITH ASME B16.42/AWWA C110
- * COATING: AVAILABLE IN BLACK ELECTROPHORETIC COATING AND HOT DIP GALVANIZED
- * HOT-DIPPED GALVANIZED CONFORM TO ASTM A153; COMPANION FLANGE THREADS CONFORM TO ASME B1.20.1
- * APPLICATION: WATERWORKS, PUMP, IRRIGATION
- * 150PSI



BLACK

PART #	DESCRIPTION (DI FLANGE)	A (INCH)	B (INCH)	C (INCH)	D (INCH)	BOLT HOLE SIZE	NO. OF HOLES	UNIT WEIGHT (KG)	
108075	3" x 2"	7.50	6.00	0.75	1.19	φ0.75	4	4.3827	---
108076	3" x 2-1/2"	7.50	6.00	0.75	1.19	φ0.75	4	4.2013	---
108077	4" x 1-1/2"	9.00	7.50	0.94	1.31	φ0.75	8	6.8352	---
108088	4" x 2"	9.00	7.50	0.94	1.31	φ0.75	8	6.4168	---
108089	4" x 2-1/2"	9.00	7.50	0.94	1.31	φ0.75	8	6.3343	---
108090	4" x 3"	9.00	7.50	0.94	1.31	φ0.75	8	6.081	---
108091	5" x 4"	10.00	8.50	0.94	1.44	φ0.875	8	6.8761	---
108094	6" x 2"	11.00	9.50	1.00	1.56	φ0.875	8	10.6349	---
108095	6" x 3"	11.00	9.50	1.00	1.56	φ0.875	8	10.1831	---
108092	6" x 4"	11.00	9.50	1.00	1.56	φ0.875	8	9.4563	---
108096	8" x 4"	13.50	11.75	1.12	1.75	φ0.875	8	17.1296	---
108097	8" x 6"	13.50	11.75	1.12	1.75	φ0.875	8	15.2184	---
108098	8" x 2"	16.00	14.25	1.19	1.94	φ1	12	26.54	---
108099	8" x 3"	---	---	---	---	---	---	---	---
108100	10" x 2"	---	---	---	---	---	---	---	---
108101	12" x 2"	---	---	---	---	---	---	---	---

GALVANIZED

108031	2-1/2" x 2"	6.00	4.75	0.75	1.19	φ0.75	4	3.623	---
108032	3" x 2"	7.50	6.00	0.75	1.19	φ0.75	4	4.3827	---
108033	3" x 2-1/2"	7.50	6.00	0.75	1.19	φ0.75	4	4.2013	---
108034	4" x 2"	9.00	7.50	0.94	1.31	φ0.75	8	6.4168	---
108035	4" x 2-1/2"	9.00	7.50	0.94	1.31	φ0.75	8	6.3343	---
108036	4" x 3"	9.00	7.50	0.94	1.31	φ0.75	8	6.081	---
108038	6" x 2"	11.00	9.50	1.00	1.56	φ0.875	8	10.6349	---
108039	6" x 2-1/2"	11.00	9.50	1.00	1.56	φ0.875	8	10.5386	---
108037	6" x 4"	11.00	9.50	1.00	1.56	φ0.875	8	9.4563	---
108040	8" x 4"	13.50	11.75	1.12	1.75	φ0.875	8	17.1296	---
108041	8" x 6"	13.50	11.75	1.12	1.75	φ0.875	8	15.2184	---

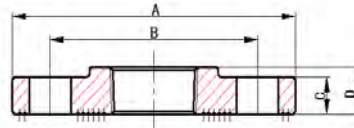
WARNING: This product can expose you to chemicals, including Nickel, which are known to the State of California to cause cancer. For more information, visit www.P65Warnings.ca.gov



BLACK AND GALVANIZED COMPANION FLANGES

NIPPLES AND FITTINGS

DUCTILE IRON THREADED COMPANION FLANGES



*DIMENSIONS, FACED AND DRILLED IN ACCORDANCE WITH ASME B16.42/AWWA C110

*COATING: AVAILABLE IN BLACK ELECTROPHORETIC COATING AND HOT DIP GALVANIZED

*HOT-DIPPED GALVANIZED CONFORM TO ASTM A153; COMPANION FLANGE THREADS CONFORM TO ASME B1.20.1

*APPLICATION: WATERWORKS, PUMP, IRRIGATION

BLACK

PART # (BLACK)	DESCRIPTION (THREADED)	SIZE (INCH)	A (INCH)	B (INCH)	C (INCH)	D (INCH)	BOLT HOLE SIZE	NO. OF HOLES	UNIT WEIGHT (KG)	
108062	1 150	1"	4.25	3.12	0.44	0.75	φ0.625	4	0.8347	---
108063	1 1/4 150	1-1/4"	4.62	3.5	0.5	0.81	φ0.625	4	1.0797	---
108064	1 1/2 150	1-1/2"	5	3.88	0.56	0.88	φ0.625	4	1.3217	---
108065	2 150	2"	6	4.75	0.62	1	φ0.75	4	2.1457	---
108066	2 1/2 150	2-1/2"	7	5.5	0.69	1.12	φ0.75	4	3.4182	---
108067	3 150	3"	7.5	6	0.75	1.19	φ0.75	4	3.9051	---
108069	4 150	4"	9	7.5	0.94	1.31	φ0.75	8	5.5254	---
108071	6 150	6"	11	9.5	1	1.56	φ0.875	8	7.5328	---
108072	8 150	8"	13.5	11.75	1.12	1.75	φ0.875	8	13.0201	---
108073	10 150	10"	16	14.25	1.19	1.94	φ1	12	22.854	---
108074	12 150	12"	19	17	1.25	2.19	φ1	12	26.5451	---

GALVANIZED

108025	2 150	2"	6	4.75	0.62	1	φ0.75	4	2.1457	---
108026	2 1/2 150	2-1/2"	7	5.5	0.69	1.12	φ0.75	4	3.4182	---
108027	3 150	3"	7.5	6	0.75	1.19	φ0.75	4	3.9051	---
108028	4 150	4"	9	7.5	0.94	1.31	φ0.75	8	5.5254	---
108029	6 150	6"	11	9.5	1	1.56	φ0.875	8	7.5328	---

BLIND FLANGES



PART # (BLACK)	DESCRIPTION (THREADED)	SIZE (INCH)	A (INCH)	B (INCH)	C (INCH)	BOLT HOLE SIZE	NO. OF HOLES	UNIT WEIGHT (KG)	
108065BF		2"	6	4.75	0.62	φ0.75	4	2.3731	
108067BF		3"	7.5	6	0.94	φ0.75	4	4.8547	
108069BF		4"	9	7.5	0.94	φ0.75	8	6.5341	
108071BF		5"	10	8.5	0.94	φ0.875	8	7.9894	
108070BF		6"	11	9.5	1	φ0.875	8	10.811	
108072BF		8"	13.5	11.75	1.12	φ0875	8	18.6264	
108073BF		10"	16	14.25	1.19	φ1	12	26.2487	

WARNING: This product can expose you to chemicals, including Nickel, which are known to the State of California to cause cancer. For more information, visit www.P65Warnings.ca.gov

GASKET SETS

NIPPLES AND FITTINGS

#150 BOLT & GASKET SET W/ PLATED STEEL BOLTS/NUTS & FULL FACE RED RUBBER GASKETS



MIDLAND	SIZE	
987245	2" Bolt & Gasket Set	
987246	2-1/2" Bolt & Gasket Set	
987247	3" Bolt & Gasket Set	
987248	4" Bolt & Gasket Set	
987249	5" Bolt & Gasket Set	
987250	6" Bolt & Gasket Set	
987251	8" Bolt & Gasket Set	
987252	10" Bolt & Gasket Set	
987253	12" Bolt & Gasket Set	

#150 BOLT & GASKET SET W/ PLATED STEEL BOLTS/NUTS & NON-ASBESTOS GASKETS



MIDLAND	SIZE	
987254	2" Bolt & Gasket Set	
987255	2-1/2" Bolt & Gasket Set	
987256	3" Bolt & Gasket Set	
987257	4" Bolt & Gasket Set	
987258	5" Bolt & Gasket Set	
987259	6" Bolt & Gasket Set	
987260	8" Bolt & Gasket Set	
987261	10" Bolt & Gasket Set	
987262	12" Bolt & Gasket Set	

#150 BOLT & GASKET SET W/ 304SS BOLTS/NUTS & FULL FACE RED RUBBER GASKETS



MIDLAND	SIZE	
988245	2" Bolt & Gasket Set	
988246	2-1/2" Bolt & Gasket Set	
988247	3" Bolt & Gasket Set	
988248	4" Bolt & Gasket Set	
988249	5" Bolt & Gasket Set	
988250	6" Bolt & Gasket Set	
988251	8" Bolt & Gasket Set	
988252	10" Bolt & Gasket Set	
988253	12" Bolt & Gasket Set	

WARNING: This product can expose you to chemicals, including Nickel, which are known to the State of California to cause cancer. For more information, visit www.P65Warnings.ca.gov

GASKET SETS

NIPPLES AND FITTINGS

#150 BOLT & GASKET SET W/ 304SS BOLTS/NUTS & NON-ASBESTOS GASKETS




MIDLAND	SIZE	
988254	2" Bolt & Gasket Set	
988255	2-1/2" Bolt & Gasket Set	
988256	3" Bolt & Gasket Set	
988257	4" Bolt & Gasket Set	
988258	5" Bolt & Gasket Set	
988259	6" Bolt & Gasket Set	
988260	8" Bolt & Gasket Set	
988261	10" Bolt & Gasket Set	
988262	12" Bolt & Gasket Set	

FULL FACE RED RUBBER GASKET



MIDLAND	SIZE	
988400	2" Gasket	
988401	2-1/2" Gasket	
988402	3" Gasket	
988403	4" Gasket	
988404	5" Gasket	
988405	6" Gasket	
988406	8" Gasket	
988407	10" Gasket	
988408	12" Gasket	

NON-ASBESTOS RING GASKET



MIDLAND	SIZE	
987400	2" Gasket	
987401	2-1/2" Gasket	
987402	3" Gasket	
987403	4" Gasket	
987404	5" Gasket	
987405	6" Gasket	
987406	8" Gasket	
987407	10" Gasket	
987408	12" Gasket	

WARNING: This product can expose you to chemicals, including Nickel, which are known to the State of California to cause cancer. For more information, visit www.P65Warnings.ca.gov



WROT SOLDER JOINT

NIPPLES AND FITTINGS

COPPER FITTINGS



SYMBOL OF JOINT ENDS

- C** Solder joint fitting end made to receive copper tube diameter
 - Ftg.** Solder joint fitting end made to copper tube diameter
 - F** Internal ANSI Standard Taper Pipe Thread-Female
 - M** External ANSI Standard Taper Pipe Thread-Male
- Threaded ends ANSI/ ASME B1. Solder ends ASTM B88

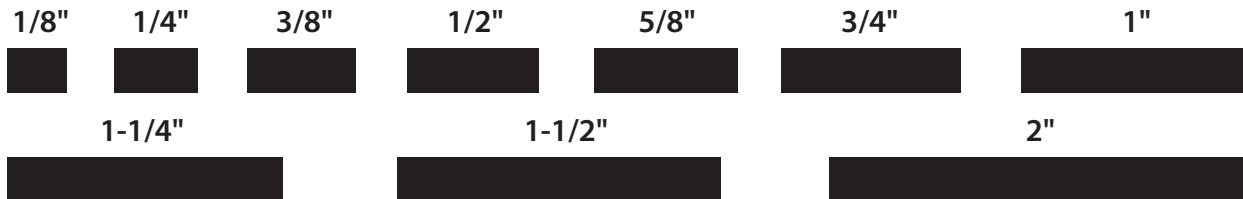
- Temp range 32° to 200°F
- Pressure @100° - 1/8-1 : 500 PSI
- 1-1/4-2 : 400 PSI
- 2-1/2 - 3: 300 PSI

NSF - 61 CERTIFIED
ALLOY C12200

THE ABOVE CONFORMS TO ASTM B 88 & ASTM B 306, A 306



Nom- inal Size	Joint Ends										Metal Thick- ness T (in)	Inside Diam- eter O (in)
	Male End					Female End						
	Outside Diam- eter (A) in	Average Toler- ance (mm)	Ac- tual MIN in	O.D. MAX in		Inside Diam- eter F (in)	Average Toler- ance (mm)	Ac- tual MIN in	O.D. MAX in			
1/8	2/8	0.03	2/8	2/8	3/8	2/8	0.03	2/8	2/8	3/8	0	2/8
1/4	3/8		3/8	3/8	3/8	3/8		3/8	3/8	3/8	0	2/8
3/8	4/8		4/8	4/8	3/8	4/8		4/8	4/8	3/8	0	3/8
1/2	5/8		5/8	5/8	4/8	5/8		5/8	5/8	3/8	0	4/8
5/8	6/8		6/8	6/8	5/8	6/8		6/8	6/8	5/8	0	4/8
3/4	7/8		7/8	7/8	6/8	7/8		7/8	7/8	5/8	0	5/8



WARNING: This product can expose you to chemicals, including Nickel, which are known to the State of California to cause cancer.
 For more information, visit www.P65Warnings.ca.gov

WROT SOLDER JOINT

NIPPLES AND FITTINGS

90° ELL C X C



PART#	NOMINAL (ID)	OD	APPROX NET WT.	IND #	LIST PRICE
77101	1/4"	3/8"	0.01	W 02009	---
77102	3/8"	1/2"	0.03	W 02017	---
77104	1/2"	5/8"	0.04	W 02022	---
77108	3/4"	7/8"	0.09	W 02034	---
77110	1"	1-1/8"	0.17	W 02047	---
77113	1-1/4"	1-3/8"	0.27	W 02077	---
77114	1-1/2"	1-5/8"	0.41	W 02085	---
77116	2"	2-1/8"	0.73	W 02086	---
77119	3"				

WE-500-R 607-R 107-C

90° STREET ELL FTG. X C



PART#	NOMINAL (ID)	OD	APPROX NET WT.	IND #	LIST PRICE
77124	1/4"	3/8"	0.01	W 02312	---
77125	3/8"	1/2"	0.03	W 02321	---
77126	1/2"	5/8"	0.05	W 01652	---
77128	3/4"	7/8"	0.12	W 01654	---
77129	1"	1-1/8"	0.22	W 02344	---
77130	1-1/4"	1-3/8"	0.33	W 02384	---
77131	1-1/2"	1-5/8"	0.45	W 02385	---
77132	2"	2-1/8"	0.87	W 02386	---
77134	3"				

90° LONG TURN ELL C X C



PART#	NOMINAL (ID)	OD	APPROX NET WT.	IND #	LIST PRICE
77143	1/2"	5/8"	0.06	W 02722	---
77144	5/8"	3/4"	0.10	W 02728	---
77145	3/4"	7/8"	0.15	W 02734	---

WE-500-L 607-LT 107-L

90° LONG TURN ST. ELL FTG. X C



PART#	NOMINAL (ID)	OD	APPROX NET WT.	IND #	LIST PRICE
77156	5/8"	3/4"	0.11		---
77159	1-1/4"	1-3/8"	0.46	W 02828	---
77160	1-1/2"	1-5/8"	0.64	W 02834	---

WE-503-L 607-2LT

45° ELL C X C



PART#	NOMINAL	APPROX NET WT.	IND #	LIST PRICE
77163	3/8"	0.02	W 03021	---
77164	1/2"	0.04	W 03026	---
77166	3/4"	0.10	W 03034	---
77167	1"	0.19	W 03044	---
77168	1-1/4"	0.27	W 03050	---
77169	1-1/2"	0.39	W 03055	---
77170	2"	0.75	W 03059	---

WE-504 606 106

WARNING: This product can expose you to chemicals, including Nickel, which are known to the State of California to cause cancer. For more information, visit www.P65Warnings.ca.gov

WROT SOLDER JOINT

NIPPLES AND FITTINGS

STREET 45° FTG. X C



PART#	NOMINAL	APPROX NET WT.	IND #	LIST PRICE
77179	1/2"	0.06	W 03326	---
77181	3/4"	0.10	W 03334	---
77182	1"	0.18	W 03344	---
77183	1-1/4"	0.27	W 03350	---

WE-505 606-2

COUPLING (SOCKET) W/ ROLLED UP TUBE STOP C X C



PART#	NOMINAL	APPROX NET WT.	IND #	LIST PRICE
77201	1/8"	0.01	W 01003	---
77202	1/4"	0.01	W 01009	---
77203	3/8"	0.02	W 01017	---
77204	1/2"	0.03	W 01022	---
77205	5/8"	0.04	W 01028	---
77206	3/4"	0.06	W 01034	---
77207	1"	0.10	W 01047	---
77208	1-1/4"	0.15	W 01055	---
77209	1-1/2"	0.22	W 01063	---
77210	2"	0.39	W 01072	---
77212	3"			

WC-400 100

COUPLING (SOCKET) LESS TUBE STOP C X C



PART#	NOMINAL	APPROX NET WT.	IND #	LIST PRICE
77220	1/4"	0.01	W 01901	---
77222	1/2"	0.03	W 01903	---
77223	3/4"	0.06	W 01905	---
77224	1"	0.10	W 01906	---
77225	1-1/4"	0.15	W 01907	---
77226	1-1/2"	0.22	W 01908	---
77227	2"	0.39	W 01909	---

WC-400NS 601

COUPLING (SOCKET) W/ DIMPLED TUBE STOP C X C



PART#	NOMINAL	APPROX NET WT.	IND #	LIST PRICE
77238	1/2"	0.03		---
77240	3/4"	0.06		---
77241	1"	0.10		---

WC-400S


WARNING: This product can expose you to chemicals, including Nickel, which are known to the State of California to cause cancer. For more information, visit www.P65Warnings.ca.gov

WROT SOLDER JOINT

NIPPLES AND FITTINGS

REDUCER COUPLING W/ STOP C X C



PART#	NOMINAL	APPROX NET WT.	IND #	LIST PRICE
77252	1/4" x 1/8"	0.01	W 01011	---
77253	3/8" x 1/4"	0.02	W 01019	---
77256	1/2" x 1/4"	0.03	W 01023	---
77255	1/2" x 3/8"	0.03	W 01021	---
77258	5/8" x 1/2"	0.04	W 01025	---
77262	3/4" x 1/2"	0.06	W 01029	---
77267	1"x1/2"	0.10	W 01049	---
77265	1"x3/4"	0.12	W 01038	---
77269	1 -1/4" x 3/4"	0.17	W 01056	---
77268	1-1/4" x 1"	0.17	W 01051	---
77272	1-1/2" x1"	0.24	W 01064	---
77271	1-1/2" x 1-1/4"	0.24	W 01060	---
77277	2" x 1"	0.48	W 01074	---
77276	2 x 1-1/4"	0.46	W 01073	---
77275	2" x 1-1/2"	0.42	W 01069	---

WC-400R 600-R


FITTING REDUCER FTG. C X C



PART#	NOMINAL	APPROX NET WT.	IND #	LIST PRICE
77294	1/2" x 1/4"	0.03	W 01317	---
77298	3/4" x 3/8"	0.05	W 01327	---
77297	3/4" x 1/2"	0.06	W 01326	---
77352	1" x 1/2"	0.10	W 01265	---
77300	1"x3/4"	0.11	W 01337	---
77355	1 -1/4" x 3/4"	0.15	W 01345	---
77354	1-1/4" x1"	0.17	W 01343	---
77359	1 -1/2" x 3/4"	0.21	W 01353	---
77358	1-1/2"x1"	0.22	W 01351	---
77357	1 -1/2" X 1-1/4"	0.21	W 01350	---
77361	2" x 1-1/2"	0.39	W 01358	---

WC-403 600-2

MALE ADAPTER C X M



PART#	NOMINAL	APPROX NET WT.	IND #	LIST PRICE
77398	3/8"	0.06	W 01125	---
77401	1/2"	0.08	WB01131	---
77306	3/4"	0.14	WB01146	---
77309	1"	0.24	WB01163	---
77314	1-1/4"	0.41	W 01171	---
77318	1-1/2"	0.50	W 01179	---
77322	2"	0.87	W 01187	---
77308	3/8" x 1/2"			
77311	1/2" x 3/8"	0.18		---
77315	3/4" x 1/2"	0.31		---
77307	3/4" x 1"	0.29	W 01145	---
77312	1" x 3/4"	0.18	W 01164	---

• 14 more reducing sizes available

WC-401 604


WARNING: This product can expose you to chemicals, including Nickel, which are known to the State of California to cause cancer. For more information, visit www.P65Warnings.ca.gov



WROT SOLDER JOINT

NIPPLES AND FITTINGS

FTG. MALE ADAPTER FTG. X M



PART#	NOMINAL	APPROX NET WT.	IND #	LIST PRICE
77331	1/2"	0.09	W 01431	---
77333	3/4"	0.15	W 01446	---
77334	1"	0.15	W 01463	---
77335	1-1/4"	0.41	W 01471	---

WC-404 604-2

COPPER TUBING

SEE COPPER TUBING FOR REFRIGERATION AND DRINKING WATER



FEMALE ADAPTERS C X F



PART#	NOMINAL	APPROX NET WT.	IND #	LIST PRICE
77340	3/8"			
77343	1/2"	0.10	WB01231	---
77349	3/4"	0.14	WB01246	---
77402	1"	0.24	WB01263	---
77406	1-1/4"	0.43	W 01271	---
77410	1-1/2"	0.58	W 01279	---
77413	2"	0.74	W 01287	---
77341	3/8" x 1/2"	0.10	W 01224	---
77347	1/2" x 1/4"	0.05	W 01233	---
77346	1/2" x 3/8"	0.70	W 01232	---
77345	1/2" x 3/4"	0.15	WB01230	---

FEMALE FTG. ADAPT. FTG. X F



PART#	NOMINAL	APPROX NET WT.	IND #	LIST PRICE
77420	1/2"	0.11	W 01531	---
77423	3/4"	0.19	W 01546	---
77424	1			---
77425	1 1/4			

WC405 603-2 WC405R 603R

CAP



PART#	NOMINAL	APPROX NET WT.	IND #	LIST PRICE
77430	3/8"	0.01	W 07006	---
77431	1/2"	0.02	WB07007	---
77432	5/8"	0.03	W 07008	---
77433	3/4"	0.04	WB07009	---
77434	1"	0.08	WB07011	---
77435	1-1/4"	0.11	W 07012	---
77436	1-1/2"	0.18	W 07013	---
77437	2"	0.30	W 07014	---

• More sizes available

WC402 603 WC402R 603R

WARNING: This product can expose you to chemicals, including Nickel, which are known to the State of California to cause cancer. For more information, visit www.P65Warnings.ca.gov



WROT SOLDER JOINT

NIPPLES AND FITTINGS

UNIONS C X C



• LF = Lead Free

PART#	NOMINAL	APPROX NET WT.	IND #	LIST PRICE
77455LF	1/2"	0.17	W 08003	---
77456LF	3/4"	0.37	W 08004	---
77457LF	1"	0.51	W 08005	---
77606LF	1-1/4"	0.98	W08006	---
77607LF	1-1/2"	1.21	W08007	---
77608LF	2"		W08008	---

WC-415 617

U-TYPE STRAP



PART#	NOMINAL	APPROX NET WT.	IND #	LIST PRICE
77461	1/2"	0.03	A 02529	---
77462	3/4"	0.03	A 02574	---

WC-407
WS-1100

TEE C X C X C



PART#	NOMINAL 1 X 2 X 3	APPROX NET WT.	IND #	LIST PRICE
77467	1/8"	0.02	W 40306	---
77468	1/4"	0.03	W 04000	---
77470	3/8"	0.05	W 04001	---
77473	1/2"	0.08	WB04006	---
77483	3/4"	0.18	WB04031	---
77490	1"	0.35	WB04048	---
77504	1-1/4"	0.58	W 04068	---
77519	1-1/2"	0.72	W 04084	---
77543	2"	1.35	W 40102	---
77489	3/4"x1/2"x1/2"	0.15	WB04043	---
77488	3/4" x 1/2" x 3/4"	0.19	WB04041	---
77486	3/4" x 3/4" x 1/2"	0.15	WB04033	---
77485	3/4"x3/4"x1"	0.25	W 04065	---
77501	1"x1/2"x1"	0.34	W 04061	---
77499	1"x3/4"x3/4"	0.31	W 04056	---
77496	1"x1"x1/2"	0.24	WB04051	---
77493	1"x1"x3/4"	0.29	WB04049	---
77523	1-1/2" x 1-1/2" x 3/4"	0.51	W 04087	---
77522	1-1/2" x 1-1/2" x 1"	0.60	W 04086	---
77547	2"x2"x1"	0.99	W 40105	---

WT-600 611

DROP EAR ELBOWS



• Lead Free Bronze • Lead Free Brass

PART #	SWT X FIP	LIST PRICE
44840LF	1/2 x 1/2 Bronze	---
44841LF	1/2 x 1/2 Brass	---
44842LF	3/4 x 1/2 Brass	---
44843LF	3/4 x 3/4 Brass	---



• Lead Free Brass

PART #	SWT X SWT	LIST PRICE
44844LF	1/2 x 1/2	---



• Lead Free Bronze

WARNING: This product can expose you to chemicals, including Nickel, which are known to the State of California to cause cancer. For more information, visit www.P65Warnings.ca.gov



PLASTIC FITTINGS



<p>SCH 80 PVC NIPPLES</p>  <p>Machined Schedule 80 PVC nipples comply fully with ASTM D2464, threads conform to ASTM F1498, and the pipe is extruded from PVC 1120-1220 meeting ASTM D1784 and meets ASTM D1785, products standard 21-70</p>	<p>PIPE FITTINGS</p>  <ul style="list-style-type: none"> • Nylon • Polyethylene • Polypropylene 	<p>HOSE BARB FITTINGS</p>  <ul style="list-style-type: none"> • Nylon • Polyethylene • Polypropylene
<p>GARDEN HOSE FITTINGS</p>  <ul style="list-style-type: none"> • Nylon 	<p>NYLON & POLYPROPYLENE COMPRESSION FITTINGS</p>  <p>Machined Schedule 80 PVC nipples comply fully with ASTM D2464,</p>	<p>POLYPROPYLENE PUSH-IN TUBE FITTINGS AND VALVES</p>  <ul style="list-style-type: none"> • NSF 61 certified for use with drinking (potable) water • Max Temperature: 140°F • Max Pressure: Not Rated
<p>SEE MIDLAND BLANKET ORDER PROGRAM FOR PVC FITTINGS</p>	<p>SCH 40 PVC FITTINGS</p>  <ul style="list-style-type: none"> • NSF 61 certified for use with drinking (potable) water • Max Temperature: 140°F • Max Pressure: Not Rated <p>Resistant to corrosion, strong and rigid - commonly used in low pressure plumbing applications. ASTM D1784 and D2466.</p>	<p>SCH 80 PVC FITTINGS</p>  <p>PVC Material is Type 1 according to the American Society for Testing Materials (ASTM) D-1784. Fittings conform to ASTM D-2464 & ASTM D-2467. Temperature rating is 140°F. PSI is based on water at 73°F. Derate 50% at 110°F and 78% at 140°F. Not recommended for use in compressed air or gas systems.</p>

PLASTIC PIPE**PLASTIC FITTINGS****SCHEDULE 80 PVC NIPPLES**

Machined Schedule 80 PVC nipples comply fully with ASTM D2464, threads conform to ASTM F1498, and the pipe is extruded from PVC 1120-1220 meeting ASTM D1784 and meets ASTM D1785, products standard 21-70



- Dark Grey
- NSF-61 Cert.

1/2" DIAMETER 420 PSI

PART #	LENGTH	LIST PRICE
55060	X Close (1-1/8")	---
55061	1-1/2"	---
55062	2"	---
55063	2-1/2"	---
55064	3"	---
55065	3-1/2"	---
55066	4"	---
55067	4-1/2"	---
55068	5"	---
55069	5-1/2"	---
55070	6"	---
55072	8"	---
55074	10"	---
55075	11"	---
55076	12"	---
	18"	---
55241	24"	---

3/4" DIAMETER 340 PSI

PART #	LENGTH	LIST PRICE
55080	x Close (1-3/8")	---
55081	1-1/2"	---
55082	2"	---
55083	2-1/2"	---
55084	3"	---
55085	3-1/2"	---
55086	4"	---
55087	4-1/2"	---
55088	5"	---
55089	5-1/2"	---
55090	6"	---
55092	8"	---
55093	10"	---
55096	12"	---
55097	18"	---
55098	24"	---

1" DIAMETER 315 PSI

PART #	LENGTH	LIST PRICE
55100	X Close (1-1/2")	---
55101	2"	---
55102	2-1/2"	---
55103	3"	---
55104	3-1/2"	---
55105	4"	---
55106	4-1/2"	---
55107	5"	---
55108	5-1/2"	---
55109	6"	---
55111	8"	---
55115	12"	---
55116	18"	---
55117	36"	---

1-1/4" DIAMETER 210 PSI

PART #	LENGTH	LIST PRICE
55120	X Close (1-5/8")	---
55121	2"	---
55122	2-1/2"	---
55123	3"	---
55124	3-1/2"	---
55125	4"	---
55126	4-1/2"	---
55127	5"	---
55128	5-1/2"	---
55129	6"	---
55132	12"	---

PLASTIC PIPE

PLASTIC FITTINGS

1-1/2" DIAMETER 234 PSI

PART	LENGTH	
55140	X Close (1-5/8")	---
55141	2"	---
55142	2-1/2"	---
55143	3"	---
55144	3-1/2"	---
55145	4"	---
55146	4-1/2"	---
55147	5"	---
55148	5-1/2"	---
55149	6"	---
55150	8"	---
55151	12"	---

3" DIAMETER

PART #	LENGTH	BOX QTY	LIST PRICE
55200	x Close	25	---
55201	3"	20	---
55203	4"	30	---
55205	5"	20	---
55207	6"	20	---
55209	8"	10	---
55211	10"	10	---
55213	12"	10	---

2" DIAMETER 200 PSI

PART #	LENGTH	LIST PRICE
55160	X Close (2")	---
55161	2-1/2"	---
55162	3"	---
55163	3-1/2"	---
55164	4"	---
55165	4-1/2"	---
55166	5"	---
55167	5-1/2"	---
55168	6"	---
55170	8"	---
55174	12"	---
55179	60"	---

PLASTIC PIPE

PLASTIC FITTINGS

PIPE-NYLON POLY

AVAILABLE IN THREE TYPES OF PLASTIC

(W) White Nylon

Made from virgin grade formulated to resist physical stress and abrasion. This material meets F.D.A. requirements of Code of Federal Regulation part 177.1500 and is therefore suitable for food contact surfaces.

Temperature Range: -40°F to 200° F

Working Pressure: 125 PSI maximum.

(B) Black Polyethylene

Made from a high molecular weight linear polyethylene formulated for chemical compatibility and high impact resistance at lower temperatures. Polyethylene is NSF approved for potable water.

Temperature Range: -65°F to 190°F

Working Pressure: 125 PSI maximum.

(P) Polypropylene

Made from the finest polypropylene resins. Polypropylene is used for its resistance to a wide range of chemicals. Working pressures decrease as temperatures increase.

•NSF-approved materials

•FDA-approved materials

Note: Do not use with compressed air or gas.

• 10% Fiberglass fill for extra strength

ELBOW



P

POLYPROPYLENE ELBOWS

PART #	SIZE	LIST PRICE
28702P	3/8"	---
28704P	3/4"	---



W

NYLON ELBOWS

PART #	SIZE	LIST PRICE
28703W	1/2"	---
28704W	3/4"	---
28705W	1"	---
28706W	1-1/4"	---
28707W	1-1/2"	---
28708W	2"	----

TEE



P

POLYPROPYLENE TEES

PART #	SIZE	LIST PRICE
28741P	1/4"	---
28742P	3/8"	---
28743P	1/2"	---
28744P	3/4"	---



W

NYLON TEES

PART #	SIZE	LIST PRICE
28741W	1/4"	---
28743W	1/2"	---
28744W	3/4"	---
28745W	1"	---
28746W	1-1/4"	---
28747W	1-1/2"	---
28748W	2"	----

STREET ELBOW



P

POLYPROPYLENE STREET ELBOW

PART #	SIZE	LIST PRICE
28819P	1/8"	---
28723P	1/2"	---
28820P	2"	---



W

NYLON STREET ELBOW

PART #	SIZE	LIST PRICE
28819W	1/8"	---
28720W	1/4"	---
28721W	3/8"	---
28723W	1/2"	---
28724W	3/4"	---
28725W	1"	---
28726W	1-1/4"	---
28727W	1-1/2"	---
28820W	2"	---

HEX HEAD PLUGS

• Cored



B

POLYETHYLENE PLUGS

PART #	SIZE	LIST PRICE
28601B	1/8"	---
28602B	1/4"	---
28603B	3/8"	---
28604B	1/2"	---
28605B	3/4"	---



W

NYLON PLUGS

PART #	SIZE	LIST PRICE
28601W	1/8"	---
28602W	1/4"	---
28603W	3/8"	---
28604W	1/2"	---
28605W	3/4"	---
28606W	1"	---
28607W	1-1/4"	---
28608W	1-1/2"	---
28609W	2"	---

PLASTIC PIPE

PLASTIC FITTINGS

HEX BUSHING



POLYPROPYLENE BUSHINGS

PART #	SIZE	LIST PRICE
28659P	1/4 x 1/8"	---
28660P	3/8 x 1/8"	---
28661P	3/8 x 1/4"	---
28811P	1/2 x 1/8"	---
28663P	1/2 x 1/4"	---
28664P	1/2 x 3/8"	---
28666P	3/4 x 1/4"	---
28668P	3/4 x 1/2"	---
28671P	1 x 1/2"	---
28672P	1 x 3/4"	---
28675P	1-1/4" x 1"	---
28814P	1-1/2" x 1/2"	---
28678P	1-1/2 x 3/4"	---
28680P	1-1/2 x 1-1/4"	---
28816P	2 x 1-1/4"	---



NYLON BUSHINGS

PART #	SIZE	LIST PRICE
28659W	1/4 x 1/8"	---
28660W	3/8 x 1/8"	---
28661W	3/8 x 1/4"	---
28663W	1/2 x 1/4"	---
28664W	1/2 x 3/8"	---
28666W	3/4 x 1/4"	---
28667W	3/4 x 3/8"	---
28668W	3/4 x 1/2"	---
28671W	1 x 1/2"	---
28672W	1 x 3/4"	---
28674W	1-1/4 x 3/4"	---
28675W	1-1/4 x 1"	---
28678W	1-1/2 x 3/4"	---
28679W	1-1/2 x 1"	---
28680W	1-1/2 x 1-1/4"	---
28815W	2" x 1/2"	---
28682W	2 x 3/4"	---
28683W	2 x 1"	---
28685W	2 x 1-1/2"	---
28818W	3" x 2"	----

HEX NIPPLES



POLYETHYLENE HEX NIPPLES

PART #	SIZE	LIST PRICE
28611B	1/8"	---
28612B	1/4"	---
28613B	3/8"	---



POLYPROPYLENE HEX NIPPLES

PART #	SIZE	LIST PRICE
28612P	1/4"	---
28613P	3/8"	---
28614P	1/2"	---
28615P	3/4"	---



NYLON HEX NIPPLES

PART #	SIZE	LIST PRICE
28611W	1/8"	---
28612W	1/4"	---
28613W	3/8"	---
28614W	1/2"	---
28615W	3/4"	---
28616W	1"	---
28617W	1 1/4"	---
28618W	1 1/2"	---

REDUCER NIPPLES



POLYETHYLENE HEX NIPPLES

PART #	SIZE	LIST PRICE
28623B	1/2 x 1/4"	---
28624B	1/2 x 3/8"	---
28628B	3/4 x 3/8"	---



NYLON REDUCING HEX NIPPLES

PART #	SIZE	LIST PRICE
28620W	1/4 x 1/8"	---
28622W	3/8 x 1/4"	---
28623W	1/2 x 1/4"	---
28624W	1/2 x 3/8"	---
28628W	3/4 x 3/8"	---
28625W	3/4 x 1/2"	---
28663W	1-1/4 x 1"	---

P = Polypropylene
W = White Nylon
B = Black Polyethylene

PLASTIC PIPE/ HOSE BARB

PLASTIC FITTINGS

COUPLING



P

POLYPROPYLENE COUPLINGS

PART #	SIZE	LIST PRICE
28761P	1/4"	---
28762P	3/8"	---
28763P	1/2"	---
28764P	3/4"	---



W

NYLON COUPLINGS

PART #	SIZE	LIST PRICE
28761W	1/4"	---
28762W	3/8"	---
28763W	1/2"	---
28764W	3/4"	---
28765W	1"	---
28803W	1-1/4"	---
28767W	1-1/2"	---
28768W	2"	---

PIPE CAP



W

NYLON CAPS

PART #	SIZE	LIST PRICE
28640W	1/4"	---
28641W	3/8"	---
28642W	1/2"	---

PLASTIC BULKHEAD FITTINGS



P

20% Glass Filled Polypropylene
w/ Santoprene Gasket

PART #	FPT	HOLE	LIST PRICE
28693P	1/2"	1-3/8"	---
28694P	3/4"	1-3/8"	---
28695P	1"	1-3/4"	---
28696P	1-1/4"	2"	---
28697P	1-1/2"	3"	---
28698P	2"	3"	---

- P** = Polypropylene
- W** = White Nylon
- B** = Black Polyethylene

MALE ADAPTERS



B

POLYETHYLENE BARB X MALE PIPE

PART #	SIZE	LIST PRICE
33002B	3/16 x 1/8"	---
33003B	3/16 x 1/4"	---
33004B	1/4 x 1/8"	---
33005B	1/4 x 1/4"	---
33006B	1/4 x 3/8"	---
33007B	1/4 x 1/2"	---
33008B	5/16 x 1/8"	---
33009B	5/16 x 1/4"	---
33012B	3/8 x 1/4"	---
33013B	3/8 x 3/8"	---
33014B	3/8 x 1/2"	---
33026B	3/8 x 3/4"	---
33015B	1/2 x 1/4"	---
33016B	1/2 x 3/8"	---
33017B	1/2 x 1/2"	---
33018B	1/2 x 3/4"	---
33020B	5/8 x 1/2"	---
33021B	5/8 x 3/4"	---
33022B	3/4 x 1/2"	---
33023B	3/4 x 3/4"	---
33024B	1 x 3/4"	---



P

POLYPROPYLENE HOSE BARB
Hose ID x MIP

PART #	SIZE	LIST PRICE
33012P	3/8 x 1/4"	---
33013P	3/8 x 3/8"	---
33014P	3/8 x 1/2"	---
33015P	1/2 x 1/4"	---
33016P	1/2 x 3/8"	---
33017P	1/2 x 1/2"	---
33018P	1/2 x 3/4"	---
33020P	5/8 x 1/2"	---
33022P	3/4 x 1/2"	---
33023P	3/4 x 3/4"	---
33000P	3/4 x 1"	---
33024P	1 x 3/4"	---
33025P	1 x 1"	---

PLASTIC BARBS

PLASTIC FITTINGS

W



NYLON BARB MALE ADAPTERS
Hose ID x MIP

PART #	SIZE	LIST PRICE
33002W	3/16 x 1/8"	---
33003W	3/16 x 1/4"	---
33004W	1/4 x 1/8"	---
33005W	1/4 x 1/4"	---
33006W	1/4 x 3/8"	---
33007W	1/4 x 1/2"	---
33380W	1/4 x 3/4"	---
33008W	5/16 x 1/8"	---
33009W	5/16 x 1/4"	---
33010W	5/16 x 3/8"	---
33011W	3/8 X 1/8"	---
33012W	3/8 x 1/4"	---
33013W	3/8 x 3/8"	---
33014W	3/8 x 1/2"	---
33026W	3/8 x 3/4"	---
33015W	1/2 x 1/4"	---
33016W	1/2 x 3/8"	---
33017W	1/2 x 1/2"	---
33018W	1/2 x 3/4"	---
33303W	1/2" x 1"	---
33019W	5/8 x 3/8"	---
33020W	5/8 x 1/2"	---
33021W	5/8 x 3/4"	---
33306W	3/4" x 3/8"	---
33022W	3/4 x 1/2"	---
33023W	3/4 x 3/4"	---
33000W	3/4 x 1"	---
33318W	3/4" x 1-1/4"	---
33024W	1 x 3/4"	---
33025W	1 x 1"	---
33029W	1 x 1-1/4"	---
33320W	1" x 1-1/2"	---
33027W	1-1/8" x 1"	---
33028W	1-1/4 x 1"	---
33030W	1-1/4 x 1-1/4"	---
33032W	1-1/4 x 1-1/2"	---
33321W	1-1/2" x 1-1/4"	---
33033W	1-1/2 x 1-1/2"	---
33322W	2" x 1-1/2"	----
33035W	2 x 2"	----

ELBOWS

B



POLYETHYLENE ELBOWS
Hose ID x MALE PIPE

PART #	SIZE	LIST PRICE
33308B	3/16 x 1/8	---
33038B	1/4 x 1/8	---
33039B	1/4 x 1/4	---
33309B	1/4 x 3/8	---
33046B	3/8 x 1/8	---
33041B	3/8 x 1/4	---
33042B	3/8 x 3/8	---
33047B	3/8 x 1/2	---
33043B	1/2 x 3/8	---
33311B	1/2 x 1/2	---
33385B	1/2 x 3/4	---
33044B	5/8 x 3/8	---
33045B	5/8 x 1/2	---
33312B	5/8 x 3/4	---
33313B	3/4 x 1/2	---
33314B	3/4 x 3/4	---

P



POLYPROPYLENE BARB ELBOW

PART #	SIZE	LIST PRICE
33048P	1/2 x 1/4	---
33311P	1/2 x 1/2	---
33385P	1/2 x 3/4	---
33313P	3/4 x 1/2	---
33314P	3/4 x 3/4	---
33316P	1 x 1	---
33334P	1-1/4 x 1	---
33461P	1-1/4 x 1-1/4	---

W



NYLON BARB X MIP ELBOWS

PART #	SIZE	LIST PRICE
33381W	3/16 x 1/4	---
33038W	1/4 x 1/8	---
33039W	1/4 x 1/4	---
33309W	1/4 x 3/8	---
33351W	1/4 x 1/2	---
33040W	5/16 x 1/4	---
33310W	5/16 x 3/8	---
33046W	3/8 x 1/8	---
33041W	3/8 x 1/4	---
33042W	3/8 x 3/8	---
33047W	3/8 x 1/2	---
33384W	3/8 x 3/4	---
33048W	1/2 x 1/4	---
33043W	1/2 x 3/8	---
33311W	1/2 x 1/2	---
33385W	1/2 x 3/4	---
33044W	5/8 x 3/8	---
33045W	5/8 x 1/2	---
33312W	5/8 x 3/4	---
33329W	5/8" x 1"	---
33313W	3/4 x 1/2	---
33314W	3/4 x 3/4	---
33315W	3/4 x 1	---
33386W	1x3/4	---
33316W	1 x 1	---
33460W	1 x 1-1/4	---
33050W	1-1/8" x 1"	---
33461W	1-1/4 x 1-1/4	---
33462W	1-1/2 x 1-1/4	---
33463W	1-1/2 x 1-1/2	---

P = Polypropylene
W = White Nylon
B = Black Polyethylene

PLASTIC BARBS

PLASTIC FITTINGS

HOSE BARB X FE ADAPTERS



POLYETHYLENE ADAPTER

Hose ID x FIP		
PART #	SIZE	LIST PRICE
33053B	1/4 x 1/4"	---



NYLON ADAPTER
Barb x FIP

PART #	SIZE	LIST PRICE
33052W	1/4 x 1/8"	---
33053W	1/4 x 1/4"	---
33058W	3/8 x 1/4"	---
33059W	3/8 x 3/8"	---
33060W	3/8 x 1/2"	---
33442W	3/8 x 3/4"	---
33066W	1/2 x 1/4"	---
33062P	1/2 x 3/8"	----
33061W	1/2 x 1/2"	---
33067W	1/2 x 3/4"	---
33068W	5/8 x 1/2"	---
33063W	5/8 x 3/4"	---
33064W	3/4 x 1/2"	---

HOSE BARB X FE ELBOW



NYLON ELBOW
Hose ID x Female Pipe

PART #	SIZE	LIST PRICE
33342W	3/8 x 1/2"	---
33402W	1/2 x 3/8"	---
33343P	1/2 x 1/2"	---
33343W	1/2 x 1/2"	---
33344P	5/8 x 3/4"	---
33344W	5/8 x 3/4"	---
33470W	5/8 x 1/2"	---
33345W	3/4 x 1/2"	---
33471W	3/4 x 3/4"	---
33471P	3/4 x 3/4"	----

UNION ELBOWS



POLYETHYLENE ELBOW

PART #	SIZE	LIST PRICE
33390B	1/4	---
33391B	3/8	---
33394B	1/2	---
33395B	5/8	---



NYLON ELBOW

PART #	SIZE	LIST PRICE
33390W	1/4	---
33391W	3/8	---
33394W	1/2	---
33395W	5/8	---
33396W	3/4	---
33397W	1	---
33398W	1-1/4	---
33399W	1-1/2	---

SPLICERS



POLYETHYLENE SPLICER

PART #	SIZE	LIST PRICE
33091B	1/8	---
33092B	3/16	---
33093B	1/4	---
33095B	3/8	---
33096B	1/2	---
33097B	5/8	---



POLYPROPYLENE SPLICER

PART #	SIZE	LIST PRICE
33095P	3/8	---
33096P	1/2	---
33098P	3/4	---

SPLICERS



NYLON SPLICES

PART #	SIZE	LIST PRICE
33091W	1/8	---
33092W	3/16	---
33093W	1/4	---
33094W	5/16	---
33095W	3/8	---
33096W	1/2	---
33097W	5/8	---
33098W	3/4	---
33099W	1	---
33480W	1-1/4	---
33481W	1-1/2	---

REDUCING SPLICERS



POLYETHYLENE SPLICES

PART #	SIZE	LIST PRICE
33406B	3/8 x 1/4	---
33407B	1/2 x 1/4	---
33408B	1/2 x 3/8	---



NYLON SPLICES

PART #	SIZE	LIST PRICE
33079W	1/4 x 1/8	---
33347W	1/4 x 3/16	---
33406W	3/8 x 1/4	---
33348W	3/8 x 5/16	---
33407W	1/2 x 1/4	---
33408W	1/2 x 3/8	---
33409W	5/8 x 3/8	---
33410W	5/8 x 1/2	---
33089W	3/4 x 1/2	---

PLASTIC BARBS

PLASTIC FITTINGS

TEES BARBED ON ALL SIDES

B



POLYETHYLENE TEE

PART #	SIZE	LIST PRICE
33415B	1/8	---
33418B*	3/16	---
33420B	3/16	---
33422B	1/4	---
33426B	5/16	---
33429B	3/8	---
33433B	1/2	---
33436B	5/8	---
33437B	3/4	---

P



POLYPROPYLENE TEE

PART #	SIZE	LIST PRICE
33440P	1-1/2	---

ALL HOSE BARB "Y"

P



POLYPROPYLENE WYE

PART #	SIZE	LIST PRICE
33300P*	1/4"	---
33301P*	3/8"	---

**Natural Polypro*

W



NYLON WYE

PART #	SIZE	LIST PRICE
33301W	3/8"	---

W



NYLON TEE

PART #	SIZE	LIST PRICE
33415W	1/8	---
33417W	5/32	---
33420W	3/16	---
33422W	1/4	---
33426W	5/16	---
33429W	3/8	---
33433W	1/2	---
33436W	5/8	---
33437W	3/4	---
33438W	1	---
33439W	1-1/4	---
33440W	1-1/2	---

REDUCING TEES

B



POLYETHYLENE TEE

PART #	SIZE	LIST PRICE
33430B	1/2 x 1/2 x 3/8	---
33434B	1/2 x 1/2 x 5/8	---
33435B	3/4 x 3/4 x 1/2	---

W



NYLON TEE

PART #	SIZE	LIST PRICE
33430W	1/2 x 1/2 x 3/8	---
33431W	5/8 x 5/8 x 3/8	---
33432W	3/8 x 3/8 x 1/2	---
33435W	3/4 x 3/4 x 1/2	---

MALE BRANCH TEE

W



NYLON BRANCH TEE

PART #	SIZE	LIST PRICE
33448W	1/4 x 1/4	---
33450W	3/8 x 1/4	---
33451W	3/8 x 3/8	---
33454W	1/2 x 3/8	---
33455W	1/2 x 1/2	---
33456W	3/4 x 3/4	---

PLASTIC GARDEN HOSE

PLASTIC FITTINGS

GARDEN HOSE

PLASTIC GARDEN HOSE FITTINGS

FITTINGS WITH GARDEN HOSE THREAD

GARDEN HOSE CAP

• Washer not included




• White Nylon

P

PART #	SIZE	LIST PRICE
30103P	3/4"	---

GARDEN HOSE THREAD ADAPTERS

BARB X MALE GARDEN HOSE



• White Nylon

PART #	SIZE	LIST PRICE
31038	1/4"	---
31039	3/8"	---
31040	1/2"	---
31041	5/8"	---
31042	3/4"	---

GARDEN HOSE ADAPTER INSERTS


• for assembly with 31-022



• White Nylon

PART #	SIZE	LIST PRICE
31030	1/4"	---
31031	3/8"	---
31032	1/2"	---
31033	5/8"	---
31034	3/4"	---

FEMALE GARDEN HOSE X MALE PIPE



• White Nylon

PART #	SIZE	LIST PRICE
31093	FGH X 3/4 MPT	---
31095	FGH X 3/4 MGH	---

GARDEN HOSE NUT



• White Nylon

PART #	SIZE	LIST PRICE
31022	3/4"	---

FEMALE GARDEN HOSE X FEMALE PIPE



• White Nylon

PART #	SIZE	LIST PRICE
31096	FGH X 1/2 FIP	---

MALE GARDEN HOSE X FEMALE PIPE



• White Nylon

PART #	SIZE	LIST PRICE
31067	MGH X 1/4	---
31068	MGH X 1/2 FIP	---
31069	MGH X 3/4	---

MALE GARDEN HOSE X MALE PIPE



• White Nylon

PART #	SIZE	LIST PRICE
31055	GHT X 3/8 MPT	---
31058	GHT X 1/2 MPT	---
31063	GHT X 3/4 MPT	---
31064	GHT X 1 MPT	---

PLASTIC COMPRESSION

PLASTIC FITTINGS

PLASTIC COMPRESSION FITTINGS

Corrosion resistant thermoresins designed to resist vibration, provide good electrical insulation, low flow resistance, and resistance to scale buildup.

The letter on the end of part no. denotes the type.

N = Nylon

P = Polypropylene

Standard nut and sleeves will be provided (sleeve is integral part of nut). Other sizes available upon request.

FDA and NSF Listed

UNION & REDUCING UNION CONNECTORS

P



PART #	SIZE	LIST PRICE
17064P	1/4"	---
17066P	3/8"	---
17079P	3/8" x 1/4"	---
17068P	1/2"	---

Nylon



PART #	SIZE	LIST PRICE
17064N	1/4"	---
17065N	5/16"	---
17078N	5/16" x 1/4"	---
17066N	3/8"	---
17079N	3/8" x 1/4"	---

BULKHEAD UNIONS

Nylon



PART #	SIZE	LIST PRICE
17088N	1/4"	---
17090N	3/8"	---

UNION TEES

Nylon



PART #	SIZE	LIST PRICE
17103N	1/4"	---
17105N	3/8"	---

UNION ELBOWS

P



PART #	SIZE	LIST PRICE
17124P	1/4"	---
17126P	3/8"	---

Nylon



PART #	SIZE	LIST PRICE
17124N	1/4"	---


FEMALE CONNECTORS

P



PART #	SIZE	LIST PRICE
17145P	1/4 x 1/8	---
17153P	3/8 x 1/4	---
17154P	3/8 x 3/8	---
17158P	1/2 x 3/8	---

Nylon



PART #	SIZE	LIST PRICE
17146N	1/4 x 1/4	---
17153N	3/8 x 1/4	---

MALE CONNECTORS

P



PART #	SIZE	LIST PRICE
17179P	1/4 x 1/8	---
17180P	1/4 x 1/4	---
17188P	3/8 x 1/4	---
17189P	3/8 x 3/8	---
17190P	3/8 x 1/2	---
17193P	1/2 x 1/4	---
17194P	1/2 x 3/8	---

Nylon



PART #	SIZE	LIST PRICE
17176N	1/8 x 1/8"	---
17179N	1/4 x 1/8	---
17180N	1/4 x 1/4	---
17188N	3/8 x 1/4	---
17189N	3/8 x 3/8	---
17190N	3/8 x 1/2	---
17193N	1/2 x 1/4	---
17194N	1/2 x 3/8	---

MALE ELBOWS

P



PART #	SIZE	LIST PRICE
17225P	1/4 x 1/4	---
17233P	3/8 x 1/4	---
17234P	3/8 x 3/8	---
17237P	1/2 x 3/8	---

Nylon



PART #	SIZE	LIST PRICE
17224N	1/4 x 1/8	---
17225N	1/4 x 1/4	---
17233N	3/8 x 1/4	---
17234N	3/8 x 3/8	---
17237N	1/2 x 3/8	---

PLASTIC PUSH-IN

PLASTIC FITTINGS

PLASTIC PUSH-IN TUBE FITTINGS

Manufactured from safe, non-toxic materials meeting the requirements of the US FDA, WRAS, ANSI/NSF-51, 61, and SK Zert. Our products are widely used in water purification, food/beverage and pneumatic systems.

- **Function & Quality :** provides quick and convenient assembly - saving time & expense. Our ISO9001, 14001 registered quality system ensures our customers a superior level of product quality. Defects are easily detectable and maintenance is easy with its easy dismantling for access.
- **Collet Design :** Unique oval collet design is superior and more practical.
- **Applications :** Beyond water and food use, fittings can be used with air, gases, vacuum, & liquids. And all connections can be assembled & disassembled repeatedly.
- **Material :** Grey Acetal Copolymer, also known as POM. Highly durable and resistant to fatigue and creep. It has high resistance to a wide range of organic & inorganic chemicals and detergents. Not recommended for use with strong acids or repeated exposure to strong oxidizers. (polypropylene may be subbed)

Temperature	Small Size						Large Size					
	5/32"	3/16"	1/4"	5/16"	3/8"	1/2"	5/8"	3/4"	1"	1 1/8"	1 1/2"	2"
	4mm	5mm	6mm	8mm	10mm	12mm	15mm	16mm	18mm	22mm	28mm	
1°C (34°F)	16bar (230PSI)						11bar (170PSI)					
20°C (68°F)	16bar (230PSI)						11bar (170PSI)					
65°C (150°F)	10bar (150PSI)						7bar (100PSI)					

- Fittings are not recommended for use with liquids other than water and food or beverage products.
- Do not use pipe dope or other liquid thread sealers. Use only Teflon tape to seal threaded connections.
- After assembling a tube connection, tug with moderate force to check for proper gripping of the tube.
- Before disassembling tube connections, always verify that pressure has been removed from the system.

UNION CONNECTOR



PART #	TUBE OD	LIST PRICE
20018P	5/32"	---
20019P	1/4"	---
20020P	3/8"	---
20021P	1/2"	---

UNION TEE



PART #	TUBE OD	LIST PRICE
20028P	1/4"	---
20029P	3/8"	---
20030P	1/2"	---

UNION ELBOW



PART #	TUBE OD	LIST PRICE
20152P	1/4"	---
20153P	3/8"	---
20154P	1/2"	---

REDUCING UNION



PART #	TUBE OD	TUBE OD	LIST PRICE
20750P	1/4"	3/16"	---
20755P	3/8"	1/4"	---
20756P	3/8"	5/16"	---
20758P	1/2"	3/8"	---

REDUCING BRANCH TEE



PART #	TUBE OD 1	TUBE OD 2	LIST PRICE
20725P	3/8"	1/4"	---
20724P	1/2"	3/8"	---

REDUCING ELBOW



PART #	TUBE OD	TUBE OD	LIST PRICE
20734P	3/8"	1/4"	---
20736P	1/2"	3/8"	---

BULKHEAD UNION



PART #	TUBE OD	LIST PRICE
20127P	1/4"	---
20128P	3/8"	---
20129P	1/2"	----

PLASTIC PUSH-IN

PLASTIC FITTINGS

FEMALE CONNECTOR



Female Pipe

PART #	TUBE OD	THREAD NPTF	LIST PRICE
20993P	1/4"	1/8"	---
20035P	1/4"	1/4"	---
20944P	3/8"	1/8"	---
20036P	3/8"	1/4"	---



Female Flare

PART #	TUBE OD	FE FLARE	LIST PRICE
20936P	1/4"	1/4"	---
20937P	3/8"	1/4"	---
20938P	3/8"	3/8"	---



Female UNS Cone Type

PART #	TUBE OD	UNS	LIST PRICE
20939P	1/4"	7/16"	---
20940P	3/8"	7/16"	---



Female Comp

PART #	TUBE OD	FE COMP	LIST PRICE
20941P	3/8"	9/16-24"	---



20-152P + 20-525P = 20973P

MALE CONNECTOR



Male Pipe

PART #	TUBE OD	THREAD NPTF	LIST
20050P	5/32"	1/8"	---
20054P	1/4"	1/8"	---
20055P	1/4"	1/4"	---
20056P	1/4"	3/8"	---
20057P	3/8"	1/8"	---
20058P	3/8"	1/4"	---
20059P	3/8"	3/8"	---
20062P	3/8"	1/2"	---
20061P	1/2"	3/8"	---
20063P	1/2"	1/2"	---



Male BSP

AMCB

PART #	TUBE OD	BSP	LIST
20958P	3/8"	3/8"	---



AMCF

PART #	TUBE OD	MALE FLARE	LIST
20960P	3/8"	1/4"	---
20961P	3/8"	1/2"	---

STEM ADAPTER



Part #	stem OD	Thread NPTF	List Price
20524P	1/4"	1/8"	---
20525P	1/4"	1/4"	---
20528P	3/8"	1/4"	---
20529P	3/8"	3/8"	---

REDUCER



PART #	TUBE OD 1	STEM OD 2	LIST PRICE
20512P	3/8"	1/4"	---
20763P	3/8"	5/16"	---
20514P	1/2"	3/8"	---

TUBE BARB CONNECTOR



ATBC

PART #	STEM OD	HOSE BARB ID	LIST PRICE
20964P	1/4"	1/4"	---
20965P	3/8"	1/4"	---
20966P	3/8"	3/8"	---
20967P	3/8"	1/2"	---
20968P	1/2"	3/8"	---
20969P	1/2"	1/2"	---

FIXED ELBOW



Part #	Tube OD	Thread NPTF	List Price
20068P	1/4"	1/8"	---
20069P	1/4"	1/4"	---
20070P	1/4"	3/8"	---
20072P	3/8"	1/4"	---
20073P	3/8"	3/8"	---

SWIVEL ELBOW

Union Elbow + Stem Adapter



AMES

PART #	STEM OD	TUBE ID	LIST PRICE
20973P	1/4"	1/4"	----
20974P	3/8"	3/8"	----

PLASTIC PUSH-IN

PLASTIC FITTINGS

PLUG-IN ELBOW



PART #	TUBE OD	STEM	LIST PRICE
20740P	5/32"	5/32"	---
20742P	1/4"	1/4"	---
20745P	3/8"	1/4"	---
20747P	3/8"	3/8"	---
20748P	1/2"	1/2"	---

TUBE ELBOW BARB CONNECTOR



PART #	STEM OD	HB ID	LIST PRICE
20970P	1/4"	1/4"	---
20971P	3/8"	1/4"	---
20972P	3/8"	3/8"	---

ADAPTABILITY

- For maximum flexibility, fittings may be combined to provide wider functions.
- Unlike some competitors products, separation and reuse is easy.



2-WAY DIVIDER



PART #	TUBE OD	LIST PRICE
20775P	1/4"	----
20776P	5/16"	---
20777P	3/8"	---

PLUG



PART #	TUBE OD	LIST PRICE
20876P	5/32"	---
20878P	1/4"	---
20880P	3/8"	---
20881P	1/2"	---

TUBE END STOP



PART #	TUBE OD	LIST PRICE
20925P	1/4"	---



AFAN

Female Garden Hose

Tube

PART #	TUBE OD	FGH	LIST PRICE
20950P	1/4"	3/4"	---
20951P	3/8"	3/4"	---



AFAB

Female BSP

Tube

PART #	TUBE OD	BSP	LIST PRICE
20953P	1/4"	1/2"	---
20954P	1/4"	3/4"	---
20955P	3/8"	3/4"	---
20956P	5/8"	3/4"	---

PL X PL



PART #	TUBE OD	LIST PRICE
20900P	1/4"	---
20901P	3/8"	---

PL X MALE NPTF



PART #	TUBE OD	MALE THREAD NPTF	LIST
20904P	1/4"	1/4"	---
20905P	3/8"	3/8"	---

PLASTIC PUSH-IN

PLASTIC FITTINGS

CHECK VALVE



PART #	TUBE OD	LIST PRICE
20778P	1/4"	---

STOP VALVES

CONNECTOR: Flows in both directions by connection.

DISCONNECTOR: Stop flows in both directions by with separation where pulling to the open position.



ASTVBU

PART #	TUBE OD	LIST PRICE
20910P	1/4"	---

LOCKING CLIP



ALC

PART #	TUBE OD	LIST PRICE
20975P	1/4"	---
20976P	3/8"	---
20977P	1/2"	---

FLOW BEND CLIP



AFBC

PART #	TUBE OD	LIST PRICE
20980P	1/4"	---
20981P	3/8"	---

SPANNER



PART #	SIZES	LIST PRICE
20983P	3/16, 1/4, 5/16 3/8, 1/2	---

STOP & FAUCET ADAPTER VALVES

AV range of Stop & Faucet Valve Adaptor valves and Slip Tee Valves are manufactured in white Polypropylene, reinforced plastic with EPDM O-rings which provides value-added advantages in the installation of water supply line mainly.

AV range of Stop & Faucet Valve Adaptors and Slip Tee Valves are designed for use in drinking water systems, Refrigerators, Ice-Makers, Humidifiers and Water filtration applications, etc.,. Our valves offer greater efficiency than any traditional valves.

AV valves have been approved in NSF/ANSI 61 & 372.

AV range is 1/4" Turn valves.

STOP VALVE ADAPTER



3/8 MALE COMP X
3/8 FEMALE COMP

PART #	TUBE OD	LIST PRICE
20985P	1/4"	---
20986P	3/8"	---

SLIPTEE VALVE



PART #	RUN X RUN	BRANCH	LIST PRICE
20988P	5/8"	1/4"	---
20989P	5/8"	3/8"	---
20990P	7/8"	1/4"	---

HOSE ACCESSORIES



CAM AND GROOVE



ALUMINIUM



POLYPROPYLENE



STAINLESS STEEL



BRASS

COMBINATION HOSE NIPPLES



FIRE HOSE FITTINGS



UNIVERSAL/ GROUND JOINT COUPLINGS



ALUMINUM CAM AND GROOVE

HOSE ACCESSORIES

CAM AND GROOVE**MALE ADAPTER X FEMALE NPT
TYPE A**CGA
6191X

PART#	SIZE	LIST PRICE
CGA-050-A1	1/2"	---
CGA-075-A1	3/4"	---
CGA-100-A1	1"	---
CGA-125-A1	1-1/4"	---
CGA-150-A1	1-1/2"	---
*CGA-200-A1	2"	---
CGA-250-A1	2-1/2"	---
*CGA-300-A1	3"	---
*CGA-400-A1	4"	---
CGA-500-A1	5"	---
CGA-600-A1	6"	---
CGA-800-A1	8"	---
CGA-1000-A	10"	---

**FEMALE COUPLER X HOSE SHANK
TYPE C**CGC
6193X

PART#	SIZE	LIST PRICE
CGC-050-A1	1/2"	---
CGC-075-A1	3/4"	---
CGC-100-A1	1"	---
CGC-125-A1	1-1/4"	---
CGC-150-A1	1-1/2"	---
*CGC-200-A1	2"	---
CGC-250-A1	2-1/2"	---
*CGC-300-A1	3"	---
*CGC-400-A1	4"	---
CGC-500-A1	5"	---
CGC-600-A1	6"	---
CGC-800-A1	8"	---
CGC-1000-A	10"	---

**FEMALE COUPLER X MALE NPT
TYPE B**CGB
6192X

PART#	SIZE	LIST PRICE
CGB-050-A1	1/2"	---
CGB-075-A1	3/4"	---
CGB-100-A1	1"	---
CGB-125-A1	1-1/4"	---
CGB-150-A1	1-1/2"	---
CGB-200-A1	2"	---
CGB-250-A1	2-1/2"	---
CGB-300-A1	3"	---
*CGB-400-A1	4"	---
CGB-500-A1	5"	---
CGB-600-A1	6"	---
CGB-800-A1	8"	---
CGB-1000-A	10"	---

**FEMALE COUPLER X FEMALE NPT
TYPE D**CGD
6194X

PART#	SIZE	LIST PRICE
CGD-050-A1	1/2"	---
CGD-075-A1	3/4"	---
CGD-100-A1	1"	---
CGD-125-A1	1-1/4"	---
CGD-150-A1	1-1/2"	---
*CGD-200-A1	2"	---
CGD-250-A1	2-1/2"	---
*CGD-300-A1	3"	---
*CGD-400-A1	4"	---
CGD-500-A1	5"	---
CGD-600-A1	6"	---
CGD-800-A1	8"	---
CGD-1000-A	10"	---

ALUMINUM CAM AND GROOVE

HOSE ACCESSORIES

MALE ADAPTER X HOSE SHANK

TYPE E



CGE
61-95X

PART#	SIZE	LIST PRICE
CGE-050-A1	1/2"	---
CGE-075-A1	3/4"	---
CGE-100-A1	1"	---
CGE-125-A1	1-1/4"	---
CGE-150-A1	1-1/2"	---
*CGE-200-A1	2"	---
CGE-250-A1	2-1/2"	---
*CGE-300-A1	3"	---
*CGE-400-A1	4"	---
CGE-500-A1	5"	---
CGE-600-A1	6"	---
CGE-800-A1	8"	---
CGE-1000-A	10"	---

DUST CAP

TYPE DC



CDC
61-97X

PART#	SIZE	LIST PRICE
CDC-050-A1	1/2"	---
CDC-075-A1	3/4"	---
CDC-100-A1	1"	---
CDC-125-A1	1-1/4"	---
CDC-150-A1	1-1/2"	---
*CDC-200-A1	2"	---
CDC-250-A1	2-1/2"	---
*CDC-300-A1	3"	---
*CDC-400-A1	4"	---
CDC-500-A1	5"	---
CDC-600-A1	6"	---
CDC-800-A1	8"	---
CDC-1000-A	10"	---

MALE ADAPTER X MALE NPT

TYPE F



CGF
61-96X

PART#	SIZE	LIST PRICE
CGF-050-A1	1/2"	---
CGF-075-A1	3/4"	---
CGF-100-A1	1"	---
CGF-125-A1	1-1/4"	---
CGF-150-A1	1-1/2"	---
*CGF-200-A1	2"	---
CGF-250-A1	2-1/2"	---
CGF-300-A1	3"	---
*CGF-400-A1	4"	---
CGF-500-A1	5"	---
CGF-600-A1	6"	---
CGF-800-A1	8"	---
CGF-1000-A	10"	---

DUST PLUG

TYPE DP



CDP
61-98X

PART#	SIZE	LIST PRICE
CDP-050-A1	1/2"	---
CDP-075-A1	3/4"	---
CDP-100-A1	1"	---
CDP-125-A1	1-1/4"	---
CDP-150-A1	1-1/2"	---
CDP-200-A1	2"	---
CDP-250-A1	2-1/2"	---
CDP-300-A1	3"	---
CDP-400-A1	4"	---
CDP-500-A1	5"	---
CDP-600-A1	6"	---
CDP-800-A1	8"	---
CDP-1000-A	10"	---

ALUMINUM CAM AND GROOVE

HOSE ACCESSORIES

ALUMINUM (AL) SPOOL & PART A**MALE ADAPTER X MALE ADAPTER
ALUMINUM
SPOOL ADAPTER**SA-XXX-A
61910

PART#	SIZE	PART#	LIST PRICE
SA-100-A	1"	61872	---
SA-150-A	1-1/2"	*61873	---
SA-200-A	2"	*61874	---
SA-2030-A	2" x 3"	*61875	---
SA-250-A	2-1/2"	61876	---
SA-300-A	3"	*61877	---
SA-3040-A	3" x 4"	*61878	---
SA-400-A	4"	*61879	---

**REDUCER ADAPTER FEMALE
NPT ALUMINUM**

CGA-XXX-A

MALE ADAPTER X FEMALE PIPE

PART#	SIZE	PART#	LIST PRICE
CGA-1520-A	1-1/2" x 2"		---
CGA-2015-A	2" x 1-1/2"		---
CGA-2030-A	2" x 3"	*61-851	---
CGA-3040-A	3" x 4"	*61-853	---
CGA-4030-A	4" x 3"	*61-854	---
*CGA-6040-A	6" x 4"		---

ALUMINUM SWIVEL

PART#	SIZE	LIST PRICE
CGASV-300-A	3"	---
CGASV-400-A	4"	---

**REDUCER COUPLER M NPT
PART B**

CGB-XXX-A

FEMALE COUPLER X MALE PIPE

PART#	SIZE	PART#	LIST PRICE
CGB-3020-A	3" x 2"	61859	---
CGB-3040-A	3" x 4"	*61860	---
CGB-4030-A	4" x 3"	*61861	---

**ALUMINUM 90°
PART C**

PART#	SIZE	LIST PRICE
CGC-1590-A	1-1/2"	---
CGC-2090-A	2"	---

**REDUCER COUPLER SHANK
PART C**

CGC

PART#	SIZE	LIST PRICE
CGC-2015-A	2" x 1-1/2"	---
CGC-3020-A	3" x 2"	---
CGC-3025-A	3" x 2-1/2"	---
CGC-4030-A	4" x 3"	---

ALUMINUM CAM AND GROOVE

HOSE ACCESSORIES

REDUCER COUPLER ADAPTER PART D

DA-XXX-A



FEMALE COUPLER X MALE ADAPTER

PART#	SIZE	PART#	LIST PRICE
DA-1510-A	1-1/2" x 1"	619001	---
DA-1520-A	1-1/2" x 2"	*619002	---
DA-2015-A	2" x 1-1/2"	*619003	---
DA-2030-A	2" x 3"	*619004	---
DA-2040-A	2" x 4"	619005	---
DA-3015-A	3" x 1-1/2"	619006	---
DA-3020-A	3" x 2"	*619007	---
DA-3040-A	3" x 4"	*619008	---
DA-4020-A	4" x 2"	*619009	---
DA-4030-A	4" x 3"	*619010	---
DA-4060-A	4" x 6"	*619011	---

REDUCER COUPLER FEMALE NPT PART D

CGD



FEMALE COUPLER X FEMALE PIPE

PART#	SIZE	PART#	LIST PRICE
CGD-1510-A	1-1/2" x 1"	61865	---
CGD-2015-A	2" x 1-1/2"	61866	---
CGD-3020-A	3" x 2"	61867	---

SPOOL COUPLER PART D

DD



FEMALE COUPLER X FEMALE COUPLER

PART#	SIZE	PART#	LIST PRICE
*DD-1515-A	1-1/2" x 1-1/2"	*619440	---
*DD-2020-A	2" x 2"	*619450	---
*DD-2030-A	2" x 3"		---
*DD-3030-A	3" x 3"	*619470	---
*DD-3040-A	3" x 4"		---

SWIVEL PART D



FEMALE COUPLER X FEMALE PIPE

CGDSV

PART#	SIZE	LIST PRICE
*CGDSV-300-A	3"	---
*CGDSV-400-A	4"	---

REDUCER ADAPTER MALE NPT PART F



CGF

MALE ADAPTER X MIP

Part#	Size	List Price
CGF-1520-A	1-1/2" x 2"	---
*CGF-2030-A	2" x 3"	---
*CGF-3020-A	3" x 2"	61870
*CGF-3040-A	3" x 4"	61871
CGF-4030-A	4" x 3"	---
CGF-4060-A	4" x 6"	---

POLY CAM AND GROOVE

HOSE ACCESSORIES

POLYPROPYLENE (PP)**MALE ADAPTER X FEMALE NPT
TYPE A**

35-91X

PART#	SIZE	LIST PRICE
CGA-050-PP	1/2"	---
CGA-075-PP	3/4"	---
CGA-100-PP	1"	---
CGA-125-PP	1-1/4"	---
CGA-150-PP	1-1/2"	---
*CGA-200-PP	2"	---
CGA-300-PP	3"	---
CGA-400-PP	4"	---

**FEMALE COUPLER X HOSE SHANK
TYPE C**CGC
35-93X

PART#	SIZE	LIST PRICE
CGC-050-PP	1/2"	---
CGC-075-PP	3/4"	---
CGC-100-PP	1"	---
CGC-125-PP	1-1/4"	---
CGC-150-PP	1-1/2"	---
*CGC-200-PP	2"	---
*CGC-300-PP	3"	---
CGC-400-PP	4"	---

**FEMALE COUPLER X MALE NPT
TYPE B**CGB
35-92X

PART#	SIZE	LIST PRICE
CGB-050-PP	1/2"	---
CGB-075-PP	3/4"	---
CGB-100-PP	1"	---
CGB-125-PP	1-1/4"	---
CGB-150-PP	1-1/2"	---
*CGB-200-PP	2"	---
*CGB-300-PP	3"	---
CGB-400-PP	4"	---

**FEMALE COUPLER X FEMALE NPT
TYPE D**

35-94X

PART#	SIZE	LIST PRICE
CGD-050-PP	1/2"	---
CGD-075-PP	3/4"	---
CGD-100-PP	1"	---
CGD-125-PP	1-1/4"	---
CGD-150-PP	1-1/2"	---
*CGD-200-PP	2"	---
CGD-300-PP	3"	---
CGD-400-PP	4"	---

POLYPROPYLENE CAM AND GROOVE

HOSE ACCESSORIES

MALE ADAPTER X HOSE SHANK TYPE E



35-95X

PART#	SIZE	LIST PRICE
CGE-050-PP	1/2"	---
CGE-075-PP	3/4"	---
CGE-100-PP	1"	---
CGE-125-PP	1-1/4"	---
CGE-150-PP	1-1/2"	---
*CGE-200-PP	2"	---
*CGE-300-PP	3"	---
CGE-400-PP	4"	---

MALE ADAPTER X MALE NPT TYPE F



35-96X

PART#	SIZE	LIST PRICE
CGF-050-PP	1/2"	---
CGF-075-PP	3/4"	---
CGF-100-PP	1"	---
CGF-125-PP	1-1/4"	---
CGF-150-PP	1-1/2"	---
*CGF-200-PP	2"	---
*CGF-300-PP	3"	---
CGF-400-PP	4"	---

DUST CAP TYPE DC



CDC
35-97X

PART#	SIZE	LIST PRICE
CDC-050-PP	1/2"	---
CDC-075-PP	3/4"	---
CDC-100-PP	1"	---
CDC-125-PP	1-1/4"	---
CDC-150-PP	1-1/2"	---
*CDC-200-PP	2"	---
*CDC-300-PP	3"	---
CDC-400-PP	4"	---

DUST PLUG TYPE DP



CDP
35-98X

PART#	SIZE	LIST PRICE
CDP-050-PP	1/2"	---
CDP-075-PP	3/4"	---
CDP-100-PP	1"	---
CDP-125-PP	1-1/4"	---
CDP-150-PP	1-1/2"	---
CDP-200-PP	2"	---
CDP-300-PP	3"	---
CDP-400-PP	4"	---

WARNING: This product can expose you to chemicals, including Chromium, which are known to the State of California to cause cancer and birth defects or other reproductive harm. For more information, visit www.P65Warnings.ca.gov

HOSE ACCESSORIES

STAINLESS STEEL CAM AND GROOVE #316

HOSE ACCESSORIES

**MALE ADAPTER X FEMALE NPT
TYPE A**CGA
6391X

PART#	SIZE	LIST PRICE
CGA-050-SS1	1/2"	---
*CGA-075-SS1	3/4"	---
*CGA-100-SS1	1"	---
*CGA-125-SS1	1-1/4"	---
*CGA-150-SS1	1-1/2"	---
*CGA-200-SS1	2"	---
*CGA-250-SS1	2-1/2"	---
*CGA-300-SS1	3"	---
*CGA-400-SS1	4"	---
*CGA-500-SS1	5"	---
CGA-600-SS1	6"	---
CGA-800-SS1	8"	---

**FEMALE COUPLER X HOSE SHANK
TYPE C**CGC
6393X

PART#	SIZE	LIST PRICE
CGC-050-SS1	1/2"	---
*CGC-075-SS1	3/4"	---
*CGC-100-SS1	1"	---
*CGC-125-SS1	1-1/4"	---
*CGC-150-SS1	1-1/2"	---
*CGC-200-SS1	2"	---
CGC-250-SS1	2-1/2"	---
*CGC-300-SS1	3"	---
*CGC-400-SS1	4"	---
CGC-500-SS1	5"	---
*CGC-600-SS1	6"	---
CGC-800-SS1	8"	---

**FEMALE COUPLER X MALE NPT
TYPE B**CGB
6392X

PART#	SIZE	LIST PRICE
CGB-050-SS1	1/2"	---
*CGB-075-SS1	3/4"	---
*CGB-100-SS1	1"	---
CGB-125-SS1	1-1/4"	---
*CGB-150-SS1	1-1/2"	---
*CGB-200-SS1	2"	---
CGB-250-SS1	2-1/2"	---
*CGB-300-SS1	3"	---
*CGB-400-SS1	4"	---
CGB-500-SS1	5"	---
CGB-600-SS1	6"	---
CGB-800-SS1	8"	---

**FEMALE COUPLER X FEMALE NPT
TYPE D**CGD
6394X

PART#	SIZE	LIST PRICE
*CGD-050-SS1	1/2"	---
*CGD-075-SS1	3/4"	---
*CGD-100-SS1	1"	---
*CGD-125-SS1	1-1/4"	---
*CGD-150-SS1	1-1/2"	---
*CGD-200-SS1	2"	---
*CGD-250-SS1	2-1/2"	---
*CGD-300-SS1	3"	---
*CGD-400-SS1	4"	---
*CGD-500-SS1	5"	---
CGD-600-SS1	6"	---

WARNING: This product can expose you to chemicals, including Chromium, which are known to the State of California to cause cancer and birth defects or other reproductive harm. For more information, visit www.P65Warnings.ca.gov



STAINLESS STEEL CAM AND GROOVE #316

HOSE ACCESSORIES

MALE ADAPTER X HOSE SHANK TYPE E



SA
6395X

PART#	SIZE	LIST PRICE
CGE-050-SS1	1/2"	---
*CGE-075-SS1	3/4"	---
*CGE-100-SS1	1"	---
*CGE-125-SS1	1-1/4"	---
*CGE-150-SS1	1-1/2"	---
*CGE-200-SS1	2"	---
*CGE-250-SS1	2-1/2"	---
*CGE-300-SS1	3"	---
*CGE-400-SS1	4"	---
*CGE-500-SS1	5"	---
*CGE-600-SS1	6"	---
CGE-800-SS1	8"	---

DUST CAP TYPE DC



6397X

PART#	SIZE	LIST PRICE
CDC-050-SS1	1/2"	---
*CDC-075-SS1	3/4"	---
*CDC-100-SS1	1"	---
CDC-125-SS1	1-1/4"	---
*CDC-150-SS1	1-1/2"	---
*CDC-200-SS1	2"	---
CDC-250-SS1	2-1/2"	---
*CDC-300-SS1	3"	---
*CDC-400-SS1	4"	---
CDC-500-SS1	5"	---
CDC-600-SS1	6"	---
CDC-800-SS1	8"	---

MALE ADAPTER X MALE NPT TYPE F



CGF
6396X

PART#	SIZE	LIST PRICE
CGF-050-SS1	1/2"	---
*CGF-075-SS1	3/4"	---
*CGF-100-SS1	1"	---
CGF-125-SS1	1-1/4"	---
*CGF-150-SS1	1-1/2"	---
*CGF-200-SS1	2"	---
CGF-250-SS1	2-1/2"	---
*CGF-300-SS1	3"	---
*CGF-400-SS1	4"	---
CGF-500-SS1	5"	---
*CGF-600-SS1	6"	---
CGF-800-SS1	8"	---

DUST PLUG TYPE DP



6398X

PART#	SIZE	LIST PRICE
*CDP-050-SS1	1/2"	---
*CDP-075-SS1	3/4"	---
*CDP-100-SS1	1"	---
CDP-125-SS1	1-1/4"	---
*CDP-150-SS1	1-1/2"	---
*CDP-200-SS1	2"	---
CDP-250-SS1	2-1/2"	---
*CDP-300-SS1	3"	---
*CDP-400-SS1	4"	---
CDP-600-SS1	6"	---
CDP-800-SS1	8"	---

STAINLESS STEEL CAM AND GROOVE #316

HOSE ACCESSORIES

**PART A SPOOL ADAPTER
STAINLESS**

PART#	SIZE	PART#	LIST PRICE
SA-100-SS	1"	63850	---
SA-150-SS	1-1/2"	63851	---
SA-1520-SS	1-1/2" x 2"	63852	---
SA-200-SS	2"	63853	---
SA-2030-SS	2" x 3"	63854	---
SA-300-SS	3"	63855	---
SA-3040-SS	3" x 4"	63856	---

**PART D SPOOL COUPLER
STAINLESS 316**

PART#	SIZE	PART#	LIST PRICE
*DD-1515-SS	1-1/2" x 1-1/2"	639440	---
*DD-2020-SS	2" x 2"	639450	---
*DD-2030-SS	2" x 3"		---
*DD-3030-SS	3" x 3"	639470	---
*DD-3040-SS	3" x 4"		---
*DD-4040-SS	4" x 4"	639480	---

**PART D REDUCER COUPLER
ADAPTER STAINLESS 316**

PART#	SIZE	PART#	LIST PRICE
*DA-2030-SS	2" x 3"		---
*DA-3020-SS	3" x 2"	639002	---
*DA-3040-SS	3" x 4"		---
*DA-4030-SS	4" x 3"	639003	---

**PART D STAINLESS
90° ELBOW**

PART#	SIZE	LIST PRICE
*CGD-2090-SS	2"	---

BRASS CAM AND GROOVE

HOSE ACCESSORIES

BRASS

MALE ADAPTER X FEMALE NPT
TYPE A



4491X

PART#	SIZE	LIST PRICE
CGA-050-B1	1/2"	---
*CGA-075-B1	3/4"	---
*CGA-100-B1	1"	---
CGA-125-B1	1-1/4"	---
CGA-150-B1	1-1/2"	---
*CGA-200-B1	2"	---
CGA-250-B1	2-1/2"	---
*CGA-300-B1	3"	---
*CGA-400-B1	4"	---
CGA-500-B1	5"	---
*CGA-600-B1	6"	---

FEMALE COUPLER X HOSE SHANK
TYPE C



4493X

PART#	SIZE	LIST PRICE
CGC-050-B1	1/2"	---
*CGC-075-B1	3/4"	---
*CGC-100-B1	1"	---
CGC-125-B1	1-1/4"	---
CGC-150-B1	1-1/2"	---
*CGC-200-B1	2"	---
CGC-250-B1	2-1/2"	---
*CGC-300-B1	3"	---
*CGC-400-B1	4"	---
CGC-500-B1	5"	---

FEMALE COUPLER X MALE NPT
TYPE B



4492X

PART#	SIZE	LIST PRICE
CGB-050-B1	1/2"	---
*CGB-075-B1	3/4"	---
*CGB-100-B1	1"	---
CGB-125-B1	1-1/4"	---
*CGB-150-B1	1-1/2"	---
*CGB-200-B1	2"	---
CGB-250-B1	2-1/2"	---
*CGB-300-B1	3"	---
*CGB-400-B1	4"	---
CGB-500-B1	5"	---
CGB-600-B1	6"	---

FEMALE COUPLER X FEMALE NPT
TYPE D



4494X

PART#	SIZE	LIST PRICE
CGD-050-B1	1/2"	---
*CGD-075-B1	3/4"	---
*CGD-100-B1	1"	---
*CGD-125-B1	1-1/4"	---
CGD-150-B1	1-1/2"	---
*CGD-200-B1	2"	---
CGD-250-B1	2-1/2"	---
*CGD-300-B1	3"	---
*CGD-400-B1	4"	---
CGD-500-B1	5"	---

WARNING: This product can expose you to chemicals, including lead, which are known to the State of California to cause cancer and birth defects or other reproductive harm. For more information, visit www.P65Warnings.ca.gov

HOSE ACCESSORIES

BRASS CAM AND GROOVE

HOSE ACCESSORIES

**MALE ADAPTER X HOSE SHANK
TYPE E**

4495X

PART#	SIZE	LIST PRICE
CGE-050-B1	1/2"	---
*CGE-075-B1	3/4"	---
*CGE-100-B1	1"	---
*CGE-125-B1	1-1/4"	---
*CGE-150-B1	1-1/2"	---
*CGE-200-B1	2"	---
CGE-250-B1	2-1/2"	---
*CGE-300-B1	3"	---
*CGE-400-B1	4"	---
CGE-500-B1	5"	---
*CGE-600-B1	6"	---

**DUST CAP
TYPE DC**

4497X

PART#	SIZE	LIST PRICE
CDC-050-B1	1/2"	---
*CDC-075-B1	3/4"	---
*CDC-100-B1	1"	---
CDC-125-B1	1-1/4"	---
CDC-150-B1	1-1/2"	---
*CDC-200-B1	2"	---
CDC-250-B1	2-1/2"	---
*CDC-300-B1	3"	---
*CDC-400-B1	4"	---
CDC-500-B1	5"	---
CDC-600-B1	6"	---

**MALE ADAPTER X MALE NPT
TYPE F**

4496X

PART#	SIZE	LIST PRICE
CGF-050-B1	1/2"	---
*CGF-075-B1	3/4"	---
*CGF-100-B1	1"	---
*CGF-125-B1	1-1/4"	---
*CGF-150-B1	1-1/2"	---
*CGF-200-B1	2"	---
CGF-250-B1	2-1/2"	---
*CGF-300-B1	3"	---
*CGF-400-B1	4"	---
CGF-500-B1	5"	---
CGF-600-B1	6"	---

**DUST PLUG
TYPE DP**

4498X

PART#	SIZE	LIST PRICE
CDP-050-B1	1/2"	---
*CDP-075-B1	3/4"	---
*CDP-100-B1	1"	---
CDP-125-B1	1-1/4"	---
CDP-150-B1	1-1/2"	---
*CDP-200-B1	2"	---
CDP-250-B1	2-1/2"	---
*CDP-300-B1	3"	---
*CDP-400-B1	4"	---
CDP-500-B1	5"	---
CDP-600-B1	6"	---

CRIMPLOK

SELF LOCKING CAM & GROOVE



STAINLESS STEEL &
ALUMINUM

UNIVERSAL FITTINGS

CRIMPLOCK KING NIPPLES



CRIMPLOCK FERRULES - PLATED STEEL - STAINLESS STEEL ALUMINUM

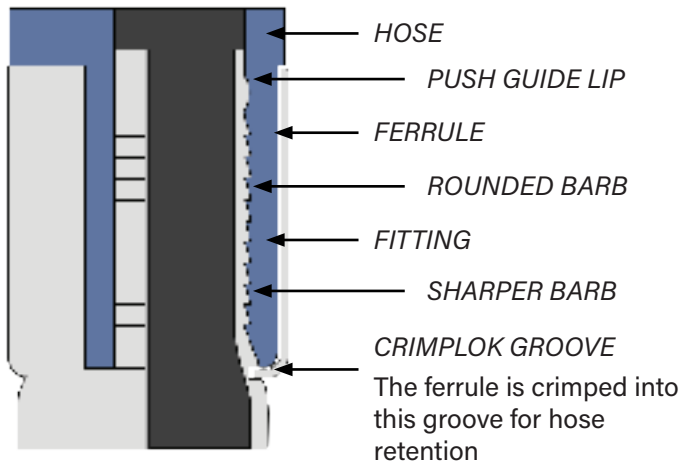


SOLID

DEPENDABLE

SAFE

FEATURES AND BENEFITS



Crimplok is the best way to ensure a perfect hose connection every time!

- All fittings have a Crimplok groove for the ferrule end the Lok into for a strong permanent seal.
- Serrations on the couplings and fittings are not as sharp at the top, but become sharper towards the Crimplok groove.
- The length of the barb and sleeve/ ferrule are matched for a safer, cleaner connection.
- Crimplok connections do not have sharp clamp buckles or edges
- Interchangeable with most market systems

CRIMPLOK

HOSE ACCESSORIES

ALUMINUM SELF LOCKING CAM & GROOVE

- Automatic Self-Locking Arms Prevent Accidental Disconnection
- Machined multi-serrated shank with interlocking groove
- Aluminum with Brass Self Locking Arms
- 316 Stainless with Investment Cast Self-Locking Arms
- Available in sizes 2" through 6"
- 2" @250 psi 3" & 4" @150 psi 6" @75 psi
- 6" @150 psi 4 arms
- Configurations
 - Dust Cap
 - Part B
 - Part C
 - Part D

Sample item code	Description
CDCSL-XXX-A1	X" DUST CAP ALUMINUM CRIMPLOK SELF LOCKING
CGBSL-XXX-A1	X" PART B ALUMINUM CRIMPLOK SELF LOCKING
CGCSL-XXXCR-A1	X" PART C ALUMINUM CRIMPLOK SELF LOCKING
CGDSL-XXX-A1	X" PART D ALUMINUM PRIMPLOK SELF LOCKING

Designed for use with Buchanan Crimp Sleeves and Interlocking Ferrules

FEMALE COUPLER X MALE NPT TYPE B



CGBSL

PART#	SIZE	LIST PRICE
CGBSL-200-A1	2"	---
CGBSL-300-A1	3"	---
CGBSL-400-A1	4"	---
CGBSL-600-A1	6"	---

FEMALE COUPLER X FEMALE NPT TYPE D



CGDSL

PART#	SIZE	LIST PRICE
CGDSL-200-A1	2"	---
CGDSL-300-A1	3"	---
CGDSL-400-A1	4"	---
CGDSL-600-A1	6"	---

FEMALE COUPLER X HOSE SHANK TYPE C



CGCSL

PART#	SIZE	LIST PRICE
CGCSL-200CR-A1	2"	---
CGCSL-300CR-A1	3"	---
CGCSL-400CR-A1	4"	---
CGCSL-600CR-A1	6"	---
CGCSL-600CR-A4	6" w/4 arms	---

DUST CAP TYPE DC



CDCSL

PART#	SIZE	LIST PRICE
CDCSL-200-A1	2"	---
CDCSL-300-A1	3"	---
CDCSL-400-A1	4"	---
CDCSL-600-A1	6"	---

STAINLESS STEEL SELF LOCKING CAM & GROOVE

- Automatic Self-Locking Arms Prevent Accidental Disconnection
- Machined multi-serrated shank with interlocking groove
- Aluminum with Brass Self Locking Arms
- 316 Stainless with Investment Cast Self-Locking Arms
- Available in sizes 2" through 6"
- 2" @250 psi 3" & 4" @150 psi 6" @75 psi
- 6" @150 psi 4 arms
- Configurations
 - Dust Cap
 - Part B
 - Part C
 - Part D

Sample item code	Description
CDCL-XXX-SS1	X" DUST CAP STAINLESS CRIMPLOK 316 SELF LOCKING
CGBSL-XXX-SS1	X" PART B STAINLESS CRIMPLOK 316 SELF LOCKING
CGCSL-XXXCR-SS1	X" PART C STAINLESS 316 CRIMPLOK SELF LOCKING
CGDSL-XXX-SS1	X" PART D STAINLESS CRIMPLOK 316 SELF LOCKING

Designed for use with Buchanan Crimp Sleeves and Interlocking Ferrules

FEMALE COUPLER X MALE NPT
TYPE B

CGBSL



PART#	SIZE	LIST PRICE
CGBSL-200-SS1	2"	---
CGBSL-300-SS1	3"	---
CGBSL-400-SS1	4"	---

FEMALE COUPLER X FEMALE NPT
TYPE D

CGDSL



PART#	SIZE	LIST PRICE
CGDSL-200-SS1	2"	---
CGDSL-300-SS1	3"	---
CGDSL-400-SS1	4"	---
CGDSL-600-SS1	5"	---

FEMALE COUPLER X HOSE SHANK
TYPE C

CGCSL



PART#	SIZE	LIST PRICE
CGCSL-200CR-SS1	2"	---
CGCSL-300CR-SS1	3"	---
CGCSL-400CR-SS1	4"	---
CGCSL-600CR-SS1	6"	---

DUST CAP
TYPE DC

CDCSL



PART#	SIZE	LIST PRICE
CDCSL-200-SS1	2"	---
CDCSL-300-SS1	3"	---
CDCSL-400-SS1	4"	---
CDCSL-600-SS1	5"	---

CRIMPLOK

HOSE ACCESSORIES

CRIMPLOK ALUMINUM CAM & GROOVE COUPLINGS

TYPE C



PART#	SIZE	LIST PRICE
CGC-150CR-A1	1-1/2"	---
CGC-200CR-A1	2"	---
CGC-250CR-A1	2-1/2"	---
CGC-300CR-A1	3"	---
CGC-400CR-A1	4"	---
CGC-600CR-A1	6"	---
CGC-800CS-A1	8"	---

TYPE E



PART#	SIZE	LIST PRICE
CGE-150CR-A1	1-1/2"	---
CGE-200CR-A1	2"	---
CGE-250CR-A1	2-1/2"	---
CGE-300CR-A1	3"	---
CGE-400CR-A1	4"	---
CGE-600CR-A1	6"	---
CGE-800CS-A1	8"	---

Project Information: For use with CRIMPLOK Ferrules CF-XXXXX-SP

CRIMPLOK STAINLESS CAM & GROOVE COUPLINGS

TYPE C



PART#	SIZE	LIST PRICE
CGC-100CR-SS1	1"	---
CGC-150CR-SS1	1-1/2"	---
CGC-200CR-SS1	2"	---
CGC-300CR-SS1	3"	---
CGC-400CR-SS1	4"	---

TYPE E



PART#	SIZE	LIST PRICE
CGE-100CR-SS1	1"	---
CGE-150CR-SS1	1-1/2"	---
CGE-200CR-SS1	2"	---
CGE-300CR-SS1	3"	---
CGE-400CR-SS1	4"	---

Project Information: For use with CRIMPLOK Ferrules CF-XXXXX-SS304

HANDLES, RINGS AND PINS

HOSE ACCESSORIES

QUICKKLOK HANDLE FOR ALUMINUM, BRASS & SS



PART#	SIZE	
HSK2-200-SS	1-1/2"	---
HSK2-300-SS	3"	---

QUICKKLOK HANDLE FOR SS AND ALUMINUM



PART#	SIZE	
HSK5-200-SS	1-1/2-2"	---
HSK5-300-SS	3-4"	---

INVESTMENT CAST STAINLESS STEEL HANDLE, RING & PIN



PART#	SIZE	
61447	3/4"	---
61448	1"	---
61449	1-1/4" - 2-1/2"	---
61452	3" & 4"	---
61454	6"	---

FORGED BRASS HANDLE - RING & PIN STEEL



PART#	SIZE	
61455	3/4"	---
61450	1"	---
61451	1-1/4" - 2-1/2"	---
61453	3" & 4"	---
61457	6"	HF-600-BCC

SAFETY CLIP



PART #	SIZE	
66015	1-1/4" - 2-1/2"	---

HANDLE + PIN + RING BRASS

GASKETS

HOSE ACCESSORIES

CAMLOCK GASKET EPDM

PART#	SIZE	
CG-050-EPDM	1/2"	---
CG-200-EPDM	2"	---
CG-300-EPDM	3"	---

CAMLOCK GASKET NBR

PART#	SIZE	
CG-075-NBR	3/4	---
CG-100-NBR	1	---
CG-125-NBR	1-1/4	---
CG-150-NBR	1-1/2	---
CG-200-NBR	2	---
CG-250-NBR	2-1/2	---
CG-300-NBR	3	---
CG-400-NBR	4	---
CG-500-NBR	5	---
CG-600-NBR	6	---
CG-800-NBR	8	---

CAMLOCK GASKET VITON

PART#	SIZE	
CG-050-VI	1/2	---
CG-075-VI	3/4	---
CG-100-VI	1	---
CG-125-VI	1-1/4	---
CG-150-VI	1-1/2	---
CG-200-VI	2	---
CG-250-VI	2-1/2	---
CG-300-VI	3	---
CG-400-VI	4	---

BUNA-N GASKET

PART#	SIZE	
BG50	1/2"	---
BG75	3/4"	---
BG100	1"	---
BG125	1-1/4"	---
BG150	1-1/2"	---
BG200	2"	---
BG250	2-1/2"	---
BG300	3"	---
BG400	4"	---
BG500	5"	---
BG600	6"	---
BG800	8"	---

SILICONE GASKET

PART#	SIZE	
SG300	3"	---
SG400	4"	---

VITON GASKET

PART#	SIZE	LIST PRICE
VG100	1"	---
VG150	1-1/2"	---
VG200	2"	---
VG250	2-1/2"	---
VG300	3"	---

KING NIPPLES

HOSE ACCESSORIES

COMBINATION NIPPLES

HOSE BARB X MALE PIPE

STEEL HOSE NIPPLES



CNT-XXX-S

• BLACK

(BARB X MALE PIPE)

PART #	HOSE SIZE	LIST PRICE
*973850	1/2"	---
*973851	3/4"	---
*973852	1"	---
*973853	1-1/4"	---
*973854	1-1/2"	---
*973855	2"	---
*973856	2-1/2"	---
*973857	3"	---
*973858	4"	---
*CNT-600-S	6"	---
*973861	8"	---
*CNT-1200-S	12"	---

ZINC PLATED STEEL



CNT-XXX-SP

PART #	SIZE	LIST PRICE
*973870	1/2"	---
*973871	3/4"	---
*973872	1"	---
*973873	1-1/4"	---
*973874	1-1/2"	---
*973875	2"	---
*973876	2-1/2"	---
*973877	3"	---
*973878	4"	---
*973879	5"	---
*973880	6"	---
*973881	8"	---
CNT-1200-SP	12"	---

COMBINATION NIPPLE 316 STAINLESS



CNT-XXX-S316

PART #	SIZE	LIST PRICE
973697	1/4" 1/4"	---
973698	3/8" x 3/8"	---
973699	1/2" x 3/8"	---
*973700	1/2"	---
*973701	3/4"	---
*973702	1"	---
973703	1-1/4"	---
*973704	1-1/2"	---
*973705	2"	---
973706	2-1/2"	---
973707	3"	---
973708	4"	---

ZINC PLATED STEEL EXPANDER & REDUCER



EXP
RED

HOSE X MIP

PART #	SIZE	LIST PRICE
*973862	3/4 x 1	---
*973884	1 x 3/4	---
973863	1 x 1-1/4	---
*973885	1-1/4 x 1	---
*973886	1-1/4 x 1-1/2	---
*973887	1-1/2 x 1-1/4	---
*973864	1-1/2 x 2	---
*973888	2 x 1-1/2	---
*973859	2 x 2-1/2	---
*973869	2-1/2 x 2	---
*973865	2-1/2 x 3	---
*973867	3 x 2-1/2	---
*973866	3 x 4	---
*973868	4 x 3	---

KING NIPPLES

HOSE ACCESSORIES

**COMBINATION NIPPLES
HOSE BARB X MALE PIPE**

BRASS



CNT-XXX-B

• LEAD FREE

PART #	SIZE	LIST PRICE
973600	1/2"	---
973601	3/4"	---
973602	1"	---
973603	1-1/4"	---
973604	1-1/2"	---
973605	2"	---
973606	2-1/2"	---
973607	3"	---
CNT-400-B	4"	---

ALUMINUM



CNT-XXX-A

PART #	SIZE	LIST PRICE
973620	1/2"	---
973621	3/4"	---
973622	1"	---
973623	1-1/4"	---
973624	1-1/2"	---
*973625	2"	---
*973626	2-1/2"	---
*973627	3"	---
*973628	4"	---

**victaulic grooved
combination nipples**COMBINATION NIPPLE PLAIN STEEL
VICTAULIC GROOVED

CNG-S

PART #	HOSE SIZE	LIST PRICE
*CNG-200-S	2"	---
*CNG-300-S	3"	---
*CNG-400-S	4"	---
*CNG-600-S	6"	---

COMBINATION NIPPLE
PLATED VICTAULIC GROOVED

PART#	SIZE	LIST PRICE
CNG-150-SP	1-1/2"	---
*CNG-200-SP	2"	---
CNG-250-SP	2-1/2"	---
CNG-300-SP	3"	---
*CNG-400-SP	4"	---
CNG-500-SP	5"	---
*CNG-600-SP	6"	---

CRIMPLOK
HOSE ACCESSORIES

CRIMPLOK CRIMP UNIVERSAL FITTINGS



PART#	SIZE	MAX OPERATING PSI 70F	LIST PRICE
FHE-075-MP	3/4	150	----
HE-050CF-SP	1/2	150	---
HE-075CF-SP	3/4	150	---
HE-075CR-SP	3/4	150	---
HE-100CF-SP	1	150	---
HE-100CR-SP	1	150	---

HIGH PRESSURE FEMALE STEM



PART#	SIZE	LIST PRICE
GJS-050CR-SP	1/2	---
GJS-075CR-SP	3/4	---
GJS-100CR-SP	1	---
GJS-125CR-DP	1-1/4	----
GJS-150CR-DP	1-1/2	----
GJS-200CR-DP	2	----
GJS-250CR-DP	2-1/2	----
GJS-300CR-DP	3	----

HIGH PRESSURE MALE STEM



PART#	SIZE	LIST PRICE
GJM-050CR-SP	1/2	---
GJM-075CR-SP	3/4	---
GJM-100CR-SP	1	---
GJM-125CR-DP	1-1/4	----
GJM-150CR-DP	1-1/2	----
GJM-200CR-DP	2	----
GJM-250CR-DP	2-1/2	----
GJM-300CR-DP	3	----

CRIMPLOK KING NIPPLES

HOSE ACCESSORIES

**CRIMPLOK CRIMP COMBINATION
NIPPLES PLATED STEEL**

PART#	SIZE	LIST PRICE
*CNT-100CR-SP	1"	---
*CNT-125CR-SP	1-1/4"	---
*CNT-150CR-SP	1-1/2"	---
*CNT-200CR-SP	2"	---
*CNT-250CR-SP	2-1/2"	---
*CNT-300CR-SP	3"	---
*CNT-400CR-SP	4"	---
*CNT-600CR-SP	6"	---

Project Information: For use with
CRIMPLOK Ferrules CF-XXXXX-SP

**CRIMPLOK CRIMP COMBINATION
NIPPLES STAINLESS**

PART#	SIZE	LIST PRICE
*CNT-100CR-SS316	1"	---
CNT-125CR-SS316	1-1/4"	---
*CNT-150CR-SS316	1-1/2"	---
*CNT-200CR-SS316	2"	---
*CNT-250CR-SS316	2-1/2"	---
*CNT-300CR-SS316	3"	---
*CNT-400CR-SS316	4"	---
*CNT-600CR-SS316	6"	---

Project Information: For use with
CRIMPLOK Ferrules CF-XXXXX-SS304

**CRIMPLOK COMBINATION
NIPPLE PLATED LONG NPT**

PART#	SIZE	LIST PRICE
*CNL-200CR-SP	2"	---
*CNL-250CR-SP	2-1/2"	---
*CNL-300CR-SP	3"	---
*CNL-400CR-SP	4"	---

Project Information: For use with
CRIMPLOK Long Ferrules CF-XXXXXL-SP

**CRIMPLOK HD COMBINATION NIPPLE
PLATED**

PART#	SIZE	LIST PRICE
*CNT-400CS-SP	4"	---
*CNT-600CS-SP	6"	---
*CNT-800CS-SP	8"	---

Project Information: For use with
CRIMPLOK Sleeves CSL-XXXXX-SP

**CRIMPLOK HD COMBINATION NIPPLE
UNPLATED**

PART#	SIZE	LIST PRICE
*CNT-400CS-S	4"	---
*CNT-600CS-S	6"	---
CNT-800CS-S	8"	---

Project Information: For use with
CRIMPLOK Sleeves CSL-XXXXX-SP

**CRIMPLOK HD COMBINATION NIPPLE
VICTAULIC PLATED**

PART#	SIZE	LIST PRICE
*CNG-400CS-SP	4"	---
*CNG-600CS-SP	6"	---
*CNG-800CS-SP	8"	---

Project Information: For use with
CRIMPLOK Sleeves CSL-XXXXX-SP

**CRIMPLOK HD COMBINATION NIPPLE
VICTAULIC UNPLATED**

PART#	SIZE	LIST PRICE
*CNG-400CS-S	4"	---
*CNG-600CS-S	6"	---
*CNG-800CS-S	8"	---

Project Information: For use with
CRIMPLOK Sleeves CSL-XXXXX-SP

CRIMPLOK KING NIPPLES

HOSE ACCESSORIES

CRIMPLOK CRIMP VICTAULIC COMBINATION NIPPLES PLATED STEEL



PART#	SIZE	LIST PRICE
*CNG-200CR-SP	2"	---
*CNG-300CR-SP	3"	---
*CNG-400CR-SP	4"	---
*CNG-600CR-SP	6"	---

Project Information: For use with CRIMPLOK Ferrules CF-XXXXX-SP

CRIMPLOK CRIMP VICTAULIC COMBINATION NIPPLES STAINLESS



PART#	SIZE	LIST PRICE
CNG-200CR-SS316	2"	---
CNG-250CR-SS316	2-1/2"	---
CNG-300CR-SS316	3"	---
CNG-400CR-SS316	4"	---

Project Information: For use with CRIMPLOK Ferrules CF-XXXXX-SS304

CRIMPLOK FIXED FLANGE NIPPLE STEEL 125 - 150#



PART#	SIZE	LIST PRICE
*CNFL-200CR-S	2"	---
*CNFL-300CR-S	3"	---
*CNFL-400CR-S	4"	---
*CNFL-600CR-S	6"	---

Project Information: For use with CRIMPLOK Ferrules CF-XXXXX-SP
Stainless Steel available - add S316 to part #

CRIMPLOK CRIMP TURNBACK COMBINATION NIPPLES STEEL



PART#	SIZE	LIST PRICE
*CNTB-200CR-S	2"	---
*CNTB-300CR-S	3"	---
*CNTB-400CR-S	4"	---
*CNTB-600CR-S	6"	---

Project Information: For use with CRIMPLOK Ferrules CF-XXXXX-SP

CRIMPLOK CRIMP TURN BACK NIPPLES STAINLESS



PART#	SIZE	LIST PRICE
*CNTB-200CR-SS316	2"	---
*CNTB-300CR-SS316	3"	---
*CNTB-400CR-SS316	4"	---
*CNTB-600CR-SS316	6"	---

Project Information: For use with CRIMPLOK Ferrules CF-XXXXX-SS304

CRIMPLOK CRIMP SQUARE CUT COMBINATION NIPPLES UNPLATED



PART#	SIZE	LIST PRICE
*CNCS-300CR-SP	3"	---
*CNCS-400CR-SP	4"	---

Project Information: For use with CRIMPLOK Ferrules CF-XXXXX-SP

CRIMPLOK FIXED FLANGE NIPPLE STAINLESS STEEL 125 - 150#



PART#	SIZE	LIST PRICE
*CNFL-200CR-SS316	2"	---
*CNFL-300CR-SS316	3"	---
*CNFL-400CR-SS316	4"	---
*CNFL-600CR-SS316	6"	---

Project Information: For use with CRIMPLOK Ferrules CF-XXXXX-SP

HOSE MENDERS

HOSE ACCESSORIES

hose menders**MENDER PLAIN STEEL**

HM-S



PART #	HOSE SIZE	LIST PRICE
973890	1/2"	---
HM-063-S	5/8"	---
973891	3/4"	---
973892	1"	---
973893	1-1/4"	---
973894	1-1/2"	---
973895	2"	---
HM-300-S	3"	---
HM-400-S	4"	---
HM-600-S	6"	---
HM-800-S	5"	---

MENDER PLATED STEEL

PART #	SIZE	LIST PRICE
973650	3/8"	---
973651	1/2"	---
HM-063-SP	5/8"	---
973652	3/4"	---
973653	1"	---
973654	1-1/4"	---
973655	1-1/2"	---
973656	2"	---
973657	2-1/2"	---
973658	3"	---
973659	4"	---
HM-600-SP	6"	---
HM-800-SP	8"	---

316 STAINLESS STEEL HOSE MENDER

PART #	SIZE	LIST PRICE
73669	1/2"	---
73670	3/4"	---
73671	1"	---
73672	1-1/4"	---
73673	1-1/2"	---
73674	2"	---
73675	2-1/2"	----
73676	3"	----
73677	4"	----

BRASS HOSE MENDER

• LEAD FREE

PART #	SIZE	LIST PRICE
73983	3/4"	---
73984	1"	---
73985	1-1/4"	---
73986	1-1/2"	---
73987	2"	---

UNIVERSAL COUPLINGS

HOSE ACCESSORIES

UNIVERSAL COUPLING

MALE NPT ENDS

- Twist claw/ universal/ chicago



- Malleable iron
- ISO PSI

ME-XXX-SP

* Safety clip included

PART #	SIZE	LIST PRICE
ME-025-SP	1/4	---
66005	3/8"	---
66006	1/2"	---
66007	3/4"	---
66008	1"	---

WASHER



PART #	LIST PRICE
66000	---

FEMALE NPT ENDS



* Safety clip included

PART #	SIZE	LIST PRICE
FE-025-SP	1/4"	---
66009	3/8"	---
66010	1/2"	---
66011	3/4"	---
66012	1"	---
FE-125-SP	1-1/4"	---
FE-150-SP	1-1/2"	---
FE-200-SP	2"	---

HOSE END



SEE CRIMPLOK SECTION

HE-XXX-SP

* Safety clip included

PART #	SIZE	LIST PRICE
66001	3/8"	---
66002	1/2"	---
66003	3/4"	---
66004	1"	---
HE-125-SP	1-1/4"	---
HE-150-SP	1-1/2"	---
HE-200-SP	2"	---

TRIPLE CONNECTIONS



UW-300-SP

PART #	LIST PRICE
66013	---

UNIVERSAL BLANK END



ISO PSI

PART #	SIZE	LIST PRICE
BE-300-SP		---

GROUND JOINT COUPLINGS

HOSE ACCESSORIES

GROUND JOINT COUPLING**HIGH PRESSURE FEMALE+ WING
NUT+FEMALE SPUD**

PART #	SIZE	LIST PRICE
73003	1/2	---
73004	3/4	---
73005	1	---
73006	1-1/4	---
73007	1-1/2	---
73008	2	---
73009	2-1/2	---
73010	3	---
73011	4	---

HIGH PRESSURE WING NUT

PART #	SIZE	PART #	LIST PRICE
73033	1/2	*GJN-050-DP	---
73035	3/4	*GJN-075-DP	---
73036	1-1/4	*GJN-125-DP	---
73037	1-1/2	*GJN-150-DP	---
73038	2	*GJN-200-DP	---
73039	2-1/2		---
73040	3	*GJN-300-DP	---

**HIGH PRESSURE
FEMALE STEM**

PART #	SIZE	PART #	LIST PRICE
73023	1/2	*GJS-050-SP	---
73024	3/4	*GJS-075-DP	---
73025	1	*GJS-100-DP	---
73026	1-1/4	*GJS-125-DP	---
73027	1-1/2	*GJS-150-DP	---
73028	2	*GJS-200-DP	---
73029	2-1/2"		---
73030	3"		---
73031	4"		---

**HIGH PRESSURE
FEMALE SPUD**

PART #	SIZE	PART #	LIST PRICE
73063	1/2	*GJF-050-SP	---
73064	3/4	*GJF-075-DP	---
73065	1	*GJF-100-DP	---
73066	1-1/4	*GJF-125-DP	---
73067	1-1/2	*GJF-150-DP	---
73068	2	*GJF-200-DP	---
73070	3	*GJF-300-DP	---

**HIGH PRESSURE
DOUBLE SPUD**

PART #	SIZE	LIST PRICE
GDS-050-B	1/2	---
*GDS-075-B	3/4	---

GROUND JOINT COUPLINGS/ ALUMINUM SHORT SHANKS

HOSE ACCESSORIES

2 BOLT HIGH PRESSURE CLAMP



PART #	HOSE ID	CLAMP RANGE	MAX BOLT TORQUE	LIST PRICE
*BC2-075A-DP	3/4"	1-5/32"-1-9/32"	21FT LBS	---
*BC2-075C-DP	3/4"	1-5/16"-1-1/2"	21FT LBS	---

4 BOLT HIGH PRESSURE CLAMP



PART #	HOSE ID	CLAMP RANGE	MAX BOLT TORQUE	LIST PRICE
BC4-100B-DP	1"	1.53-1.72	21FT LBS	---
BC4-125-DP	1-1/4"	2.06-2.25	40FT LBS	---
BC4-200A-DP	2"	2-11/32"-2-17/32"	60FT LBS	---
BC4-200-DP	2-1/2"	3-3/32"-3-7/16"	60FT LBS	---

HIGH PRESSURE MALE STEM



PART #	LIST	SIZE	PART #	LIST PRICE
73043		1/2	*GJM-050-SP	---
73044		3/4	*GJM-075-SP	---
73045		1	*GJM-100-SP	---
73046		1-1/4	*GJM-125-DP	---
73047		1-1/2	*GJM-150-DP	---
73048		2	*GJM-200-DP	---
73049		2-1/2		---
73050		3		---
73051		4		---

NPT STEEL HEX NIPPLE



PART #	SIZE	LIST PRICE
HNC-04-02-SP	1/4 x 1/8	---
HNC-04-04-SP	1/4 x 1/4	---
HNC-06-04-SP	3/8 x 1/4	---
HNC-06-06-SP	3/8 x 3/8	---
HNC-08-06-SP	1/2 x 3/8	---
HNC-08-08-SP	1/2 x 1/2	---
HNC-12-08-SP	3/4 x 1/2	---
HNC-16-12-SP	1 x 3/4	---

SHORT SHANK ALUMINUM SET NPS



PART #	SIZE	LIST PRICE
PL-150-AD	1-1/2	---
*PL-200-AD	2	---
*PL-300-AD	3	---
*PL-400-AD	4	---

FEMALE END

PART #	SIZE	LIST PRICE
PF-150-AD	1-1/2	---
PF-200-AD	2	---
PF-300-AD	3	---
PF-400-AD	4	---
PF-600-AD	6	---

MALE END

PART #	SIZE	LIST PRICE
PM-150-A	1-1/2	---
PM-200-A	2	---
PM-300-A	3	---

STRAINERS/ NOZZLES

HOSE ACCESSORIES

**LARGE SAFETYCHECK FOR HOSE/
HOSE AND HOSE/TOOL**

HOSE TO HOSE

PART #	SIZE	LIST PRICE
WHIP-L	1-1/2" HOSE, 37" LONG	---
WHIP-S	1/2-1-1/4" HOSE 22" LONG	---

FOOT VALVE

PART #	SIZE	LIST PRICE
*FV-200-DP	2	---
*FV-300-DP	3	---
*FV-400-DP	4	---
*FV-600-DP	6	---

STRAINER ROUND HOLE

PART #	SIZE	LIST PRICE
*SR-200-SP	2	---
*SR-250-SP	2-1/2	---
*SR-300-SP	3	---
*SR-400-SP	4	---
*SR-600-SP	6	---
*SR-800-SP	8	---

**STRAINER ROUND HOLE
LONG THIN**

PART #	SIZE	LIST PRICE
*SL-200-SP	2	---
*SL-300-SP	3	---

STRAINER BOTTOM HOLE

PART #	SIZE	STRAINER HOSE SIZE	LIST PRICE
SB-200-SP	2		---
SB-300-SP	3		---

**STRAINER
STRAINER BOTTOM HOLE**

PART #	SIZE	LIST PRICE
SCR-300-SS304	3	---
SCR-400-SS304	4	---

**PLASTIC FOG
NOZZLE GHT**

PART #	SIZE	LIST PRICE
FN-075	3/4	---
FN-075R	3/4	----

**PLASTIC FOG
NOZZLE NPS**

PART #	SIZE	LIST PRICE
FN-100	1	---
*FN-150	1-1/2	---
FN-200	2	---

**GREEN ABS FOG
NOZZLE GHT**

PART #	SIZE	LIST PRICE
FN-075G	3/4	---

FIRE HOSE FITTINGS

HYDRANT ADAPTERS - BRASS



PART #	DESCRIPTION	LIST PRICE
444011	1-1/2" NST x 3/4" GHT	---
444000	2-1/2" NST x 3/4" GHT	---
444001	2-1/2" NST x 3/4" NPT	---
444002	2-1/2" NST x 1" NPT	---
444005	2-1/2" NST x 1-1/2" NPT	---
444007	2-1/2" NST x 2" NPSH	---
444008	2-1/2" NST x 2" NPT	---
444006	2-1/2" NST x 1-1/2" NST	---

FEMALE TO MALE HEX ADAPTER - BRASS



PART #	FEMALE X MALE	LIST PRICE
444021	1-1/2" NST x 1-1/2" NPSH	---
444023	1-1/2" NPT x 1-1/2" NPSH	---
444020	1-1/2" NST x 1-1/2" NPT	---
444318	2 NPT x 2-1/2" NST	---

CAP - BRASS



PART #	DESCRIPTION	LIST PRICE
444062	2-1/2" NST	---
444313	4-1/2" NST	---
444320	2-1/2" NST PLUG	---
444060	1-1/2" NST	---

DOUBLE MALE HEX NIPPLE - BRASS



PART #	DESCRIPTION	LIST PRICE
444042	1-1/2" NPT x 1-1/2" NPSH	---
444040	1-1/2" NPT x 1-1/2" NST	---
444048	2" NPT x 2-1/2" NST	---
444095	2-1/2" NST x 1-1/2" NST	---
444045	2-1/2" NPT x 2-1/2" NST	---
444049	3" NPT x 2-1/2" NST	---

MALE SWIVEL ADAPTER - BRASS W/ LUGS



PART #	DESCRIPTION FEMALE X MALE	LIST PRICE
444111	2-1/2" NST x 2" NPT	---
444112	2-1/2" NST x 2-1/2" NPT	---
444113	2-1/2" NST x 3" NPT	---

BRASS NOZZLE



PART #	PIPE	LIST PRICE
HN-075-B	3/4"	---
*HN-100-B	1"	---
HN-125-B	1-1/4"	---
HN-150-B	1-1/2"	---
HN-200-B	2"	---

BUCHANAN HOSE



HOSE INFORMATION

HOSE ACCESSORIES

PRODUCT	DESCRIPTION	APPLICATION	PRESSURE	SIZES	TEMPERATURE
Air Hoses - Also Available: Montana, Hi-Temp Steeltex Air, Oroflex Air, Oroflex 20, Duraflex 20 & Hot Air Blower					
	Yellow cut and abrasion resistant cover with blue stripe. Tube is oil resistant synthetic rubber.	A superior quality drilling, construction and industrial hose.	400 PSI	1/2" - 4"	-35°C to +80°C -30°F to +180°F
Super Service Air					
	Yellow cut and abrasion resistant rubber cover with oil mist resistant synthetic rubber tube.	For mining, construction, and industrial use.	250 - 300 PSI	1/2" - 4"	-35°C to +80°C -30°F to +180°F
Contractors Air					
	Yellow cut and abrasion resistant cover with red stripe. Tube is oil resistant synthetic rubber.	High pressure steel reinforced air service for drilling, construction and industrial use. Also resistant to colored algae that feeds air lines. Industrial trail.	400 - 1000 PSI	1/2" - 4"	-35°C to +80°C -30°F to +180°F
Steeltex Air					
	Smooth Yellow cut and abrasion resistant rubber cover with oil mist resistant synthetic rubber tube.	An economical air hose for jackhammer and other uses on construction sites. Also for general industrial use.	300 PSI	3/4"	-35°C to +80°C -30°F to +180°F
Jackhammer					
General Purpose - Also Available: General Purpose, Urethane General Purpose & Self Storing Air					
	Red, oil, grease, weather and abrasion resistant nitrile/pvc cover with white stripe.	A premium quality heavy weight hose for petroleum based liquids, hydraulic oils, air, hot water and some chemical solutions.	250 - 300 PSI	1/4" - 1 1/2"	-32°C to +85°C -25°F to +185°F
Premium General Purpose - Non Construction					
	Smooth red abrasion and weather resistant EPDM synthetic rubber tube and cover.	Air, water, agricultural spray solutions, and other dilute chemicals. Excellent resistance to heat and weathering. Also resists animal fats, vegetable oils and Methyl Ethyl Ketone.	150 - 250 PSI	1/4" - 2"	-30°C to +80°C -20°F to +200°F
EPDM General Purpose					
	Clear braided PVC.	An economical FDA quality hose for handling air, water, oil, mild chemicals, and acids. Clear wall allows visual inspection of product. SAFETY-NEF-SI Compatible.	65 - 250 PSI	3/16" - 2"	-5°C to +85°C +25°F to +180°F
Clear Reinforced PVC					
	Black, Grey, Red, Blue, or Yellow oil, weather and abrasion resistant nitrile/pvc cover with white tube.	Transmission of most petroleum-based hydraulic fluids, mineral oil, diesel fuel, engine coolant solutions, agricultural sprays and a wide range of chemical solutions.	250 - 300 PSI	1/4" - 3/4"	-32°C to +80°C -25°F to +180°F
Peak Dn					
	Blue weather and oil resistant synthetic rubber specially compounded for acidic service including a static wire.	A premium general purpose hose for conveying air, water, petroleum products and some chemical water based solutions.	800 PSI	1/2" - 2"	-54°C to +85°C -65°F to +185°F
Arctic General Purpose					
Water Discharge - Also Available: H.D. Water Discharge, Garden Hose, High Pressure Water Discharge, Papermill, Packers Washdown, White Sanitary & Single Jacket Industrial Mill					
	Black abrasion, weather and oil resistant nitrile rubber cover with oil resistant white rubber tube.	A lightweight high pressure, extremely strong hose for general water and oil discharge, and for acids chemicals.	150 - 200 PSI	1 1/2" - 6"	-20°C to +80°C 0°F to +180°F
Oroflex 18 Layflex					
	Black abrasion, weather and oil resistant nitrile rubber.	This is a lightweight high pressure, extremely strong hose for general water discharge service. Ideal for rental service where long life and competitive pricing is paramount. Its compact characteristics make this an ideal hose for use with portable pumps. Especially suited for pumping oily contaminated water.	150 - 200 PSI	2" - 6"	-20°C to +80°C 0°F to +180°F
Oroflex - Rubber Layflex					
	Smooth cover tube and black (also-optional weather) oil resistant synthetic rubber cover. One high tensile steel braid with oil resistant synthetic rubber tube.	Extremely flexible, compact hose for use at pressures consistent with working pressures up to 3000 psi. Available in 4500 psi, 250°F.	8000 PSI	3/8"	-20°C to +180°C -20°F to +325°F
Pressure Blower					

HOSE INFORMATION

HOSE ACCESSORIES

PRODUCT	DESCRIPTION	APPLICATION	PRESSURE	SIZES	TEMPERATURE
Water Discharge - Also Available: H.D. Water Discharge, Garden Hose, High Pressure Water Discharge, Paper Mill, Packers Washdown & White Sanitary					
	Blue, Brown or Green PVC Impregnation.	Light (Blue) to Heavy (Brown and Green) duty layflat hose for portable pump and irrigation use.	30 - 150 PSI	3/4" - 12"	-10°C to +60°C +15°F to +140°F
PVC Layflat					
	Black abrasion and weather resistant synthetic rubber cover with synthetic rubber tube.	A lightweight water discharge hose which is ideal for use with portable pumps, and general water discharge service.	75 - 100 PSI	1 1/4" - 12"	-20°C to +80°C -30°F to +180°F
Centurion and Centurion Plus Water Discharge					
	Black abrasion and weather resistant synthetic rubber cover with synthetic rubber tube.	For use on construction sites and general water service.	150 - 800 PSI	1/2" - 7"	-20°C to +80°C -30°F to +180°F
Centurion Water Discharge - Industrial Garden Hose					
Water Suction - Also Available: EPDM Aggie Water S & D					
	A hose constructed with extra soft PVC, a design that ensures greater flexibility and ease of handling at very low temperatures. Also available with electric wire.	Can be used for light oil, grease and animal fat suction. It can also be used in other general applications where great flexibility is required at very low temperatures.	35 - 70 PSI 29" HG	2" - 8"	-40°C to +80°C -40°F to +140°F
Superflex					
	Black smooth abrasion and weather resistant synthetic rubber.	A heavy duty wire reinforced rubber suction hose for construction, quarries and general use.	50 - 200 PSI 29" HG	3/4" - 12"	-30°C to +80°C -22°F to +180°F
Rubber Water S & D					
	Clear abrasion and weather resistant extra soft low temperature PVC with low helix.	An economical, flexible hose for construction pumps, septic tank & marine pump-out service. Resistant to some chemicals, mild acids & alkalis. Consult us for recommendations. Soft low temperature compounds allow for increased flexibility.	25 - 45 PSI 29" HG	3/4" - 6"	-40°C to +80°C -40°F to +150°F
Saturn Water S & D					
	Clear abrasion and weather resistant PVC.	An economical, flexible hose for construction pumps, septic tank & marine pump-out service. Resistant to some chemicals, mild acids & alkalis. Consult us for recommendations.	25 - 90 PSI 28 - 29" HG	3/4" - 8"	-20°C to +65°C -5°F to +150°F
Starline Green PVC Water S & D					
	Clear abrasion and weather resistant extra soft PVC.	An economical, flexible hose for construction pumps, septic tank & marine pump-out service. Resistant to some chemicals, mild acids & alkalis. Consult us for recommendations. Specialty formulation compounds allow for increased flexibility at low temperatures.	35 - 90 PSI 29" HG	3/4" - 6"	-40°C to +80°C -40°F to +150°F
Starline Low Temperature PVC Water S & D					
	Clear abrasion and weather resistant PVC.	An economical, flexible hose for construction pumps, septic tank & irrigation lines. Resistant to some chemicals, mild acids & alkalis. Consult us for recommendations.	15 - 45 PSI 28 - 29" HG	1" - 12"	-40°C to +65°C -40°F to +150°F
Starline Gray PVC Water S & D					
	Clear abrasion and weather resistant PVC with high tensile synthetic yarn reinforcement.	Good for both suction and discharge applications, this heavy duty hose can be used for water/construction pumping as well as fire suction lines.	40 - 110 PSI 28 - 29" HG	2" - 10"	-25°C to +85°C -10°F to +150°F
Tackle Reinforced S & D					
	Clear abrasion and weather resistant PVC with white helix.	An economical, flexible hose for construction pumps, septic tank & marine pump-out service. Can also be used in air seeder applications.	35 - 90 PSI	3/4" - 8"	-20°C to +65°C -4°F to +150°F
Starline White PVC Water Suction and Discharge Hose					

HOSE INFORMATION

HOSE ACCESSORIES

PRODUCT	DESCRIPTION	APPLICATION	PRESSURE	SIZE	TEMPERATURE
Water Suction - Also Available: EPDM Aggie Water S & D					
	Green polypropylene and Black EPDM.	Agricultural suction, general industrial use where high working pressure not required.	22 - 50 PSI 28" HG	1 1/2" - 6"	-60°C to +60°C -60°F to +140°F
EPDM Water Suction					
Steam - Also Available: Textile Steam					
	Red, heat, weather and abrasion resistant EPDM synthetic rubber tube and cover.	An extremely flexible steel reinforced hose for use with saturated steam at pressures to 250 PSI.	250 PSI	1/2" - 6"	-60°C to +210°C -60°F to +400°F
Steam 250					
	Hard abrasion resistant EPDM cover with Chlorobutyl synthetic rubber tube.	An extremely flexible steel reinforced hose for use with saturated steam at pressures to 250 PSI. Chlorobutyl tube has a low permeation factor resulting in resistance to popcorning of tube.	250 PSI	1/2" - 2"	-60°C to +210°C -60°F to +400°F
CR Steam 250					
Petroleum - Also Available: Agricultural Farm Tank, Tank Truck Drop, SAE100R4, W187 Vapour Recovery & Hot Tar & Asphalt					
	Black, abrasion, gasoline and oil resistant synthetic rubber with blue stripes.	All all purpose petroleum suction and discharge hose for use with gasoline, kerosene, diesel, oil suspensions and emulsions. May also be used as hydraulic return line and suction.	150 PSI 28" HG	3/4" - 6"	-60°C to +60°C -60°F to +120°F
Tank Truck					
	Black, abrasion, gasoline and oil resistant synthetic rubber with blue stripe and pressure.	An all purpose petroleum suction and discharge hose for use with gasoline, kerosene, diesel, oil suspensions and emulsions up to 250 PSI. May also be used as hydraulic return line and suction.	250 PSI	2" - 6"	-35°C to +93°C -30°F to +200°F
Super Black 250					
	Blue weather and oil resistant synthetic rubber specially compounded for arctic service. Corrosional with white stripes.	Specially designed to contain fluids while handling a wide range of petroleum products, including gasoline and diesel under arctic conditions.	150 PSI	1 1/2" - 6"	-60°C to +60°C -60°F to +120°F
L3F Arctic hose for use 180 Petroleum					
	Black, abrasion and oil resistant synthetic rubber with red stripe.	Specially designed for conveying hot oil and/or Glycol at temperatures up to 120°C (250°F).	150 PSI	2" - 4"	up to +120°C 250°F
H.D.T Oil Tank Truck					
	Black, abrasion, gasoline and oil resistant synthetic rubber with green stripes.	All all purpose lightweight and flexible petroleum suction and discharge hose for use with gasoline, kerosene, diesel, oil suspensions and emulsions. May also be used as hydraulic return line and suction.	150 PSI	2" - 6"	-60°C to +60°C -60°F to +120°F
L3F Petroleum Tank Truck					
	Red, heat, oil and weather resistant Neoprene cover with nitrile tube.	For handling a wide range of petroleum products, including gasoline, as well as a number of chemical solutions.	150 - 200 PSI	3/4" - 4"	-35°C to +68°C -30°F to +190°F
Petroleum Discharge					
	Black, heat, oil and weather resistant Neoprene.	For handling a wide range of petroleum products, including gasoline, as well as a number of chemical solutions.	250 PSI	2" - 6"	-60°C to +68°C -60°F to +190°F
Petroleum Discharge 250					
	Orange PVC helix with high tensile synthetic yarn reinforcement and built in static wire.	For use as a tank truck gravity drop hose. Also for use with oil, fuel and grease transfer, oil slurry, hydrocarbons and animal fat handling. Features an external helix that protects the hose cover as well as enabling the hose to slide over rough surface.	65 - 70 PSI 28" HG	2" - 4"	-29°C to +65°C -20°F to +150°F
Petroleum Drop Hose					

HOSE INFORMATION









HOSE ACCESSORIES

PRODUCT	DESCRIPTION	APPLICATION	PRESSURE	SIZES	TEMPERATURE
Petroleum - Also Available: Agricultural Farm Tank, Tank Truck Drop, SAE100R4, W187 Vapour Recovery & Hot Tar & Asphalt					
	Green PVC helix with polyurethane cover. BHDIP is clear wall for flow visibility and BHDHPE is black with added UV resistance.	For use as a bulk truck gravity drop hose with filter, gauges, chisel end attached. Lightweight and flexible with exposed pvc helix making it very user friendly.	85 PSI	3" - 4"	-80°C to +80°C -100°F to +150°F
Urethane Bio-Drop Fuel Hose					
	Coiled yellow helix.	Vapour recovery from petroleum transfer operations. Embedded static wire serves to dissipate static electricity. NOT SUITABLE FOR CONVEYING LIQUIDS	9 - 17 PSI	2" - 4"	-40°C to +85°C -40°F to +150°F
Vapour Transfer Dept. & Vapour Recovery Hose					
Material Handling - Also Available: Tan Bulkmaster, Furnace Door Cooling, Concrete Boom, Concrete Placement & Bulkmaster Hardwall					
	Thick black corrugated abrasion and weather resistant synthetic blend cover. Has 3/8" thick super abrasion resistant external rubber tube.	Primarily designed for handling abrasive slurries in railcars and quays. Can also be used for dry shelled handling of sand, gravel, silt, clay, and other such materials. External re-entrant head and design allow for ease of installation, and uninterrupted flow.	150 PSI 30" HG	3" - 12"	-80°C to +80°C -100°F to +150°F
Auto					
	Black abrasion and weather resistant synthetic rubber cover with black abrasion resistant natural rubber tube. Green stripe on 1/4" thick tube.	Dry bulk discharge including limestone, ground silica, chalk, dry cement, fertilizer etc. May also be used for wet abrasive applications.	75 PSI	3" - 6"	-30°C to +80°C -25°F to +150°F
Minimaster Softwall					
	Black static conductive synthetic rubber cover with thick black static conductive abrasion resistant natural rubber tube.	For conveying sand, silt, silt, and other abrasives for final cleaning.	150 PSI	1/2" - 6"	-50°C to +80°C -50°F to +150°F
Sandblast					
	Black weather and abrasion resistant cover with black abrasion resistant pure gum rubber tube.	For handling abrasive dust from wood, metal, rock, marble and concrete grinding machines under vacuum.	40 PSI 10 - 24" HG	1" - 6"	-30°C to +80°C -25°F to +150°F
Industrial Vacuum					
Chemical - Also Available: Hypalon Acid S & D, Viton Lined S & D, EPDM Acid S & D					
	Green extruded chemical resistant EPDM rubber cover with cross-linked polyethylene tube.	The cross-linked polyethylene tube makes this one of the most versatile types of hose available in the chemical industry today. It will handle 80% of known chemical and petroleum products in both suction and discharge applications.	200 PSI 29" HG	1/2" - 4"	-20°C to +120°C -50°F to +250°F
Chemical					
	Green corrugated chemical resistant EPDM rubber with FDA UHMW polyethylene tube.	Similar to Chemical hose above but may be used at lower temperatures. More versatile than our Chemical hose, Flexchem handles 98 per cent of known chemicals and can be steam cleaned. Corrugated cover results in a more flexible hose.	200 PSI 29" HG	3/4" - 4"	-40°C to +65°C -40°F to +150°F
Flexchem					
Material Handling Polyurethane and PVC - Also Available: Grey PVC Vacuum					
	Coiled clear PVC rigid helix. FDA, 3A and USDA compliant.	Conveying of dry powders, grains and plastic pellets where viscosity is proved to be important. B Flex Static has built-in static wire.	25 - 45 PSI 29" HG	1 1/2" - 6" and 3/4"	-20°C to +80°C -10°F to +150°F
B Flex/B Flex Static					
	Coiled clear PVC with clear rigid PVC helix. FDA, 3A and USDA compliant.	Suction and discharge of liquids, grains, plastic pellets and powders where moderate abrasion is a factor. Neptune Static has built-in static wire.	20 - 55 PSI 29" HG	1" - 6"	-20°C to +85°C -10°F to +150°F
Neptune Section/Neptune Static Section					

Other Hoses Available: Auto Hoses, Marine Hardware/Softwall/Fuel Fil Hoses, Silicone Coolant and Heater Hoses, Garage Exhaust Hoses, Welding Hoses, Pressure Washer Hoses, Paint Spray Hoses, Auto Fuel Line Hoses.

HOSE INFORMATION

HOSE ACCESSORIES

PRODUCT	DESCRIPTION	APPLICATION	PRESSURE	SIZES	TEMPERATURE
<i>Material Handling Polyurethane and PVC - Also Available: Grey PVC Vacuum</i>					
	Corrugated clear abrasion and weather resistant Polyurethane with grey PVC liner. FDA, 3A and USDA compliant.	Ideal for applications where conventional rubber or PVC hose will wear rapidly. La. grain loaders, silos, pneumatic recovery, fuel collection. PU Vac-Silic has built-in static wire.	3 - 50 PSI 29' HG	1 1/2" - 8"	-40°C to +65°C -40°F to +150°F
PU Vac/PU Vac Lite/PU Vac Silic					
	Blue HMW PVC up to 5" I.D. Black cover in 6" and 8" I.D.	Used in a variety of material handling application where a good resistance to abrasion is required, such as transfer of sands, plastic pellets, gravel, wood chips, slurries and fly ash. Also for use on vacuum excavation trucks. Cover is a specially formulated static dissipative compound with low temperature flexibility.	30 - 45 PSI 28 - 29' HG	2" - 8"	-40°C to +65°C -40°F to +150°F
ARI HD					
	This hose has a polyurethane tube with an HMC cover. Cover is a specially formulated technical alloy that makes this hose antistatic.	Used in a variety of material handling application where a good resistance to abrasion is required, such as transfer of sands, plastic pellets, gravel, wood chips, slurries and fly ash.	30 - 45 PSI 29' HG	2" - 8"	-40°C to +65°C -40°F to +150°F
ARI					
<i>Food - Also Available: Pure Gum Tubing, Polyethylene Tubing & Clear Vinyl Tubing</i>					
	Extends clear, food grade PVC hose starting with red signal PVC liner. FDA, 3A and USDA compliant.	Alcoholic beverages up to 25% alcohol content. Fruit juices, soft drinks and other liquid foodstuffs. Also suitable for dry bulk foodstuffs.	85 - 86 PSI 29' HG	3/4" - 5" and 38 - 50mm	-25°C to +65°C -10°F to +150°F
Bacco					
	Red abrasion resistant natural rubber tube and cover.	Will handle a wide range of non fatty-oily food products up to 80°C where taste and aroma must not be affected.	140 PSI	3/4" - 3"	-55°C to +80°C -30°F to +180°F
Browners and Beverage Discharge					
	Extends clear PVC with wire liner. Super Wirevac has additional layer of fabric reinforcement. FDA, 3A, USDA and NSF-61 compliant.	An extremely flexible hose perfect for use where full vacuum performance is required while maintaining the contents of the hose. Ideal for use with food processors, cosmetics, beverages, and a wide range of chemical solutions. Also suitable for lubricating oils and mineral oils.	45 - 250 PSI 29' HG	3/8" - 5"	-10°C to +65°C +15°F to +150°F
Wirevac					
	Clear PVC non-marking. FDA, 3A and USDA compliant.	For dry bulk foodstuffs, pharmaceuticals, cosmetics, milk, fruit and vegetable juices, soft drinks, alcoholic beverages, flour, sugar etc. Clear wall allows visual inspection of the product.	50 - 85 PSI 29' HG	3/4" - 4"	-23°C to +65°C -10°F to +150°F
Foodflex PVC S & D					
	Clear PVC non-marking with high tensile yarn reinforcement. FDA, 3A and USDA compliant.	For liquid or dry foodstuffs, pharmaceuticals, cosmetics, milk, fruit and vegetable juices, soft drinks, alcoholic beverages, flour, sugar, poultry or meat packing etc. Clear wall allows visual inspection of the product.	60 - 110 PSI 28 - 29' HG	2" - 8"	-25°C to +65°C -10°F to +150°F
Foodflex Textile Reinforced S & D (Food Grade)					

HOSE INFORMATION

HOSE ACCESSORIES



AIR & GENERAL PURPOSE HOSE

HOSE ACCESSORIES

CLEAR REINFORCED PVC (FOOD QUALITY)



APPLICATION:An economical hose for handling air, water, oil, mild chemicals, and alkalis. Clear wall allows visual inspection of product. **COVER:**Clear smooth PVC **REINFORCEMENT:**Multiple layers of synthetic yarns
TUBE:Clear smooth PVC
TEMPERATURE:-5C to +65C(+25F to +150F)

PART #	NOM. ID"	NOM. OD"	PSI	STD PACK	WEIGHT#	LIST PRICE
CRPVC-019	3/16	0.38	250	300	0.05	---
CRPVC-025	1/4	0.43	250	300	0.07	---
CRPVC-025-100	1/4	0.43	250	100	0.07	---
CRPVC-031	5/16	0.53	300	300	0.08	---
CRPVC-031-100	5/16	0.53	300	100	0.08	---
*CRPVC-038	3/8	0.59	250	300	0.09	---
CRPVC-038-100	3/8	0.59	250	100	0.09	---
*CRPVC-050	1/2	0.71	250	300	0.15	---
*CRPVC-050-100	1/2	0.71	250	100	0.15	---
CRPVC-063	5/8	0.87	200	300	0.17	---
CRPVC-063-100	5/8	0.87	200	100	0.17	---
CRPVC-075	3/4	1.02	180	300	0.23	---
CRPVC-075-100	3/4	1.02	180	100	0.23	---
*CRPVC-100	1	1.30	150	300	0.32	---
*CRPVC-100-100	1	1.30	150	100	0.32	---
CRPVC-125	1-1/4	1.61	100	100	0.58	---
CRPVC-150	1-1/2	1.89	85	100	0.69	---
CRPVC-200	2	2.44	65	100	1.00	---

Standard Length: 3/16"-3/4" 100'/300' coil, 1" 100'/200' coil, 1-1/4"-2" 100' coil

Product Info: Compliant with the applicable requirements and standards of FDA USDA 3-A and NSF-51. Please specify length when ordering i.e. 100' or 300'

Safety Info: Working pressure ratings are based on 20C (68F). At operating temperature of +65C (150F) reduce working pressure by 50%. Recommended Couplings: Combination nipples, short shank, brass barbed, cam and groove. All coupling recommendations are to be used as guidelines and are derived from past user preference. In some cases the preferred coupling is of a lesser pressure rating than the hose. Never exceed the working pressure of the lowest rated component in the assembly.

AIR & GENERAL PURPOSE HOSE

HOSE ACCESSORIES

HOT AIR BLOWER HOSE

APPLICATION:FOR CONVEYING HOT AIR FROM BLOWER TO TANK ON DRY BULK TRUCKS.

COVER:Black heat and weather resistant EPDM rubber.

REINFORCEMENT:High tensile wire helix embedded between layers of heat resistant synthetic fabric.

TUBE:Black specially compounded heat resistant EPDM rubber.

TEMPERATURE:-40C to +163C(-40F to +350F)

PART #	NOM. ID"	NOM. OD"	PSI	BEND RADIUS	STD PACK	WEIGHT#	LIST PRICE
*BLOW150-300	3	3.62	150	12.00	100	1.75	---
*BLOW150-400	4	4.65	150	15.00	100	2.40	---

Standard Length: 100'

Recommended Couplings: Cam and groove, combination nipples or short shank. Crimplok cam and groove, Crimplok combination nipple. All coupling recommendations are to be used as guidelines and are derived from past user preference. In some cases the preferred coupling is of a lesser pressure rating than the hose. Never exceed the working pressure of the lowest rated component in the assembly.

JACKHAMMER - AIR

APPLICATION:AN ECONOMICAL AIR HOSE FOR JACKHAMMER AND OTHER USES ON CONSTRUCTION SITES. ALSO FOR GENERAL INDUSTRIAL USE

COVER:Red smooth cut and abrasion resistant REINFORCEMENT:Multiple layers of synthetic yarn

TUBE:Synthetic oil mist resistant

TEMPERATURE:-35C to +80C(-30F to +180F)

PART #	NOM. ID"	NOM. OD"	PSI	STD PACK	WEIGHT#	COLOR	LIST PRICE
JACK-075-50	3/4	1.14	300	50	0.40	Yellow	---
JACK-075R-50	3/4	1.14	300	50	0.40	Red	---
JACK-075G-50	3/4	1.14	300	50	0.40	Green	---
JACK-075BL-50	3/4	1.14	300	50	0.40	Blue	---
JACK-075-CUASSP*	3/4"	1.14	300	50	0.40	Yellow	---
JACK-075R-CUASSP	3/4"	1.14	300	50	.40	Red	---

Standard Length: 50'

Recommended Couplings: High Pressure, mine stem and nut, Universal quick acting. Crimplok universals. All coupling recommendations are to be used as guidelines and are derived from past user preference. In some cases the preferred coupling is of a lesser pressure rating than the hose. Never exceed the working pressure of the lowest rated component in the assembly.

* C/W CRIMP UNIVERSAL ASSEMBLED

AIR & GENERAL PURPOSE HOSE

HOSE ACCESSORIES

EPDM GENERAL PURPOSE 300



APPLICATION: Air, water, agricultural spray solutions, and other dilute chemicals Excellent resistance to heat and weathering Also resists animal fats, vegetable oils.

COVER: Smooth red abrasion and weather resistant EPDM synthetic rubber

REINFORCEMENT: Multiple layers of synthetic yarn TUBE: Synthetic oil mist resistant EPDM synthetic rubber

TEMPERATURE: -30C to +93C (-20F to +200F)

PART #	NOM. ID"	NOM. OD"	PSI	STD PACK	WEIGHT#	LIST PRICE
*GPE-025-300	1/4	0.55	300	300	0.14	---
*GPE-038-300	3/8	0.70	300	300	0.20	---
*GPE-050-300	1/2	0.87	300	300	0.27	---
*GPE-063-300	5/8	0.98	300	300	0.31	---
GPE-075-300	3/4	1.16	300	300	0.44	---
*GPE-100-300	1	1.42	300	300	0.59	---

Standard Length: 300'

Recommended Couplings: High Pressure, Short shank, universal, or Combination nipples all other sizes. All coupling recommendations are to be used as guidelines and are derived from past user preference. In some cases the preferred coupling is of a lesser pressure rating than the hose. Never exceed the working pressure of the lowest rated component in the assembly.

PREMIUM GENERAL PURPOSE NON CONDUCTIVE WITH REEL



APPLICATION: Air, water, agricultural spray solutions, and other dilute chemicals Excellent resistance to heat and weathering Also resists animal fats, vegetable oils.

COVER: Red, Oil, Grease, Weather & Abrasion resistant nitrile

REINFORCEMENT: Multiple layers of synthetic yarn TUBE: Synthetic oil mist resistant EPDM synthetic rubber

TEMPERATURE: -30C to +93C (-20F to +200F)

PART #	NOM. ID"	NOM. OD"	PSI	STD PACK	WEIGHT#	LIST PRICE
PREMR-038-300	3/8	0.67	300	300	0.17	---
PREMR-050-300	1/2	0.79	300	300	0.21	---
PREMR-075-300	3/4	1.14	300	300	0.39	---
PREMR-100-300	1	1.42	300	300	0.51	---
PREM-125-250	1-1/4	1.77	300	200	0.70	---

Standard Length: 1/4"- 1" 50'/100'/300! 1-1/4" - 2" 50'/100!

Recommended Couplings: High Pressure 1" to 1-1/2" for air service if the working pressure exceeds 150 psi. High Pressure, Short shank, universal, or Combination nipples all other sizes. Crimplok universals. All coupling recommendations are to be used as guidelines and are derived from past user preference. In some cases the preferred coupling is of a lesser pressure rating than the hose. Never exceed the working pressure of the lowest rated component in the assembly.

AIR & GENERAL PURPOSE HOSE

HOSE ACCESSORIES

PUSH-ON BLACK

APPLICATION:Transmission of most petroleum-based hydraulic fluids, mineral oil, diesel fuel, engine coolant solutions, agricultural sprays and a wide range of chemical solutions. Also suitable for air and water service

COVER:Black, oil, weather and abrasion resistant Neoprene.

REINFORCEMENT:Multiple layers of polyester yarns.

TUBE:Black oil resistant nitrile rubber.

TEMPERATURE:-32C to +80C(-25F to +180F)

PART #	NOM. ID"	NOM. OD"	PSI	STD PACK	WEIGHT#	LIST PRICE
PON-025-B	1/4	0.50	250	700'	0.10	---
PON-038-B	3/8	0.63	250	700'	0.14	---
PON-050-B	1/2	0.75	250	700'	0.17	---
PON-063-B	5/8	0.91	250	700'	0.19	---
PON-075-B	3/4	1.03	250	700'	0.19	---

Standard Length: Supplied on reels

Recommended Couplings: Push-on

MARINE EXHAUST HARDWALL

APPLICATION:Marine exhaust applications, and other general applications where non-standard sizes are specified. Meets SAEJ 2006 R1

COVER:Black heat and weather resistant synthetic rubber with blue identification stripe.

REINFORCEMENT:High tensile wire helix embedded between layers of textile cords.

TUBE:Black heat resistant rubber specially compounded for wet marine exhaust service.

TEMPERATURE:-40C to +100C(-40F to +212F)

PART #	NOM. ID"	NOM. OD"	STD PACK	WEIGHT#	LIST PRICE
MXH-238	2-3/8	2.68	100'	1.98	---
MXH-250	2-1/2	2.81	100'	1.82	---
MXH-300	3	3.54	100'	2.12	---
MXH-350	3-1/2	4.09	100'	2.77	---
MXH-400	4	4.57	100'	3.22	---
MXH-500	5	5.55	100'	3.59	---

Standard Length: not on reels

Recommended Couplings: Push-on

MATERIAL HANDLING

HOSE ACCESSORIES

FUEL LINE



APPLICATION:Fuel and vapour emission lines, meets SAE 30R7 specification and is USCG Type B and BIA approved.

COVER:Black heat and fuel resistant Hypalon.

REINFORCEMENT:Two layers of synthetic yarns.

TUBE:Black fuel resistant nitrile rubber.

TEMPERATURE:-40C to +120C(-40F to +250F)

PART #	NOM. ID"	NOM. OD"	PSI	STD PACK	WEIGHT#	LIST PRICE
FUEL-025	1/4	0.49	50	300'	0.10	---
FUEL-031	5/16	0.58	50	300'	0.13	---
FUEL-038	3/8	0.63	50	300'	0.13	---

Cut Lengths: Plus 5%

Standard Length: 300' coils:

Recommended Couplings: Barbed short shank, combination nipples.

ARI SUCTION



APPLICATION:Used in a variety of material handling application where a good resistance to abrasion is required, such as transfer of sands, plastic pellets, gravel, wood chips, slurries and fly ash. Cover is a specially formulated static dissipative compound with low temperature flexibility.

COVER:Black HMW PVC

REINFORCEMENT:Anti shock rigid pvc helix

TUBE:Polyurethane

TEMPERATURE:-40C to +65C(-40F to +150F)

PART #	NOM. ID"	NOM. OD"	VACUUM	PSI	BEND RADIUS"	STD PACK	WEIGHT#	LIST PRICE
ARI-300	3	3.65	29	40	4.00	100'	1.18	---
ARI-400	4	4.76	29	35	6.00	100'	1.95	---
ARI-600	6	6.80	28	30	12.00	100'	3.51	---

Standard Length: 100'

Safety Info: Suction and pressure ratings are based on a temperature of 20C (68F), reduce ratings by 50% at maximum working temperature. This hose has no fabric reinforcement and normally should not be used under pressure for service at temperatures above 25C (75F).

Recommended Couplings: Cam and groove

MATERIAL HANDLING

HOSE ACCESSORIES

BULKMASTER SOFTWALL

APPLICATION: Dry bulk discharge including limestone, ground silica, chalk, dry cement, fertilizer etc. May also be used for wet abrasive applications.

COVER: Black abrasion and weather resistant synthetic rubber.

REINFORCEMENT: Multiple layers of high tensile synthetic cords.

TUBE: Black abrasion resistant ant-static natural rubber in 1/8", 3/16" and 1/4"

TEMPERATURE: -30C to +80C (-25F to +180F)

PART #	NOM. ID"	NOM. OD"	PSI	STD PACK	WEIGHT#	LIST PRICE
BSB-400-187	4	4.64	75	100'	2.33	---
BSB-400-250	4	4.72	75	100'	2.65	---
BSB-450-125	4-1/2	5.00	75	100'	2.09	---
BSB-500-187	5	5.63	75	100'	2.75	---
BSB-500-250	5	5.79	75	100'	3.50	---
BSB-600-250	6	6.81	75	100'	4.29	---

Standard Length: 100'

Product Info: Longer lengths available, check for price and availability

Recommended Couplings: Cam and groove. All coupling recommendations are to be used as guidelines and are derived from past user preference. In some cases the preferred coupling is of a lesser pressure rating than the hose. Never exceed the working pressure of the lowest rated component in the assembly.

INDUSTRIAL VACUUM HEAVY DUTY LENGTHS

APPLICATION: For handling abrasive dust from wood, metal, rock, marble and concrete grinding machines under vacuum.

COVER: Black abrasion resistant rubber, corrugated for flexibility.

REINFORCEMENT: A high tensile steel helix embedded between layers of textile cords.

TUBE: 1/4" or 1/8" red Pure Gum abrasion resistant rubber standard.

TEMPERATURE: -30C to +80C (-25F to +180F)

PART #	ASSEMBLY DESCRIPTION	NOM. OD"	VACUUM	PSI	BEND RADIUS"	WEIGHT#	LIST PRICE
IVB-800-250RPG2	8"x25' H.D.IND VAC. 1/4" Red w/cuffs	9.01	28	50	30.00	190.00	---
IVB-800-250RPG3	8"x32' H.D.IND VAC. 1/4" Red w/cuffs	9.01	28	50	30.00	243.80	---
IVB-800-250RPG7	8"x70' H.D.IND VAC. 1/4" Red Tube	9.01	28	50	30.00	716.10	----

MATERIAL HANDLING

HOSE ACCESSORIES

SANDBLAST



APPLICATION:For conducting sand, steel shot, and other abrasives for blast cleaning.

COVER:Black static conductive synthetic rubber.

REINFORCEMENT:Two (SBB) or Four (SBB4) layers of synthetic textile cords.

TUBE:Thick black static conductive abrasion resistant natural rubber.

TEMPERATURE:-35C to +80C(-30F to +180F)

PART #	NOM. ID"	NOM. OD"	PSI	STD PACK	WEIGHT#	LIST PRICE
SBB-075-100	3/4	1.50	150	100'	0.68	---
SBB-075-50	3/4	1.50	150	50'	0.68	---
SBB-125-100S	1-1/4	2.16	150	100'	1.22	---
SBB-125-50S	1-1/4	2.16	150	50'	1.22	---
SBB-150-50	1-1/2	2.36	150	50'	1.36	---
SBB-300	3	3.98	150	100'	2.57	---

Standard Length: 50'/100'

Product Info: Longer lengths available up to 200'. Surcharges may apply

Recommended Couplings: Sandblast

EPDM WATER SUCTION



APPLICATION:For use in liquid waste suction application. Also for use with liquid or dry chemical suction applications or general industrial use where high working pressures are not required.

COVER:Green Polyethylene helix and specially formulated rubber.

REINFORCEMENT:Rigid green Polyethylene helix.

TUBE:Smooth specially formulated rubber

TEMPERATURE:-40C to +60C(-40F to +140F)

PART #	NOM. ID"	NOM. OD"	VACUUM	PSI	BEND RADIUS"	STD PACK	WEIGHT#	LIST PRICE
EPDM-150	1-1/2	1.85	29	50	3.50	100'	0.40	---
EPDM-200	2	2.44	29	50	5.50	100'	0.67	---
EPDM-300	3	3.52	29	42	7.50	100'	1.10	---
EPDM-400	4	4.61	29	38	12.00	100'	1.84	---

Standard Length: 100'

Recommended Couplings: Cam and groove or short shank, Crimplok cam and groove, Crimplok combination nipple. All coupling recommendations are to be used as guidelines and are derived from past user preference. In some cases the preferred coupling is of a lesser pressure rating than the hose. Never exceed the working pressure of the lowest rated component in the assembly.

PETROLEUM STEAM & CHEMICAL HOSE

HOSE ACCESSORIES

FLEXLITE UHMW

APPLICATION:The (UHMW) Ultra High Molecular Weight polyethylene tube makes this one of the most versatile types of hose available to the chemical industry today. It will handle 94% of common chemical and petroleum products in both suction and discharge applications. This hose is very flexible due to its corrugated cover and low temperature characteristics. This hose can also be used in dry food applications due to its FDA Compliant tube.

COVER:Green corrugated chemical resistant EPDM rubber

REINFORCEMENT:High tensile wire helix embedded between layers of textile cords.

TUBE:Smooth chemical resistant (UHMW) Ultra High Molecular Weight polyethylene FDA Compliant tube

TEMPERATURE:-40C to +100C(-40F to +212F) Can be open end steam cleaned to 120C or 248F for 30 minutes

PART #	NOM. ID"	NOM. OD"	VACUUM	PSI	BEND RADIUS"	STD PACK	WEIGHT#	LIST PRICE
FLX-075	3/4	1.22	29	200	2.00	100'	0.40	---
FLX-100	1	1.46	29	200	2.50	100'	0.47	---
FLX-150	1-1/2	2.01	29	200	3.75	100'	0.80	---
FLX-200	2	2.52	29	200	5.00	100'	1.00	---
FLX-300	3	3.58	29	200	7.50	100'	1.74	---
FLX-400	4	4.64	29	150	10.00	100'	2.48	---

Standard Length: 100'

Recommended Couplings: Cam and groove, combination nipple. Crimplok cam and groove, Crimplok combination nipple. All coupling recommendations are to be used as guidelines and are derived from past user preference. In some cases the preferred coupling is of a lesser pressure rating than the hose.

FLXLITE UHMW

APPLICATION:The (UHMW) Ultra High Molecular Weight polyethylene tube makes this one of the most versatile types of hose available to the chemical industry today. It will handle 94% of common chemical and petroleum products in both suction and discharge applications. This hose is very flexible due to its corrugated cover and low temperature characteristics. This hose can also be used in dry food applications due to its FDA Compliant tube.

COVER:Green chemical resistant EPDM rubber

REINFORCEMENT:High tensile wire helix embedded between layers of textile cords.

TUBE:Smooth chemical resistant (UHMW) Ultra High Molecular Weight polyethylene FDA Compliant tube

TEMPERATURE:-40C to +100C(-40F to +212F) Can be open end steam cleaned to 120C or 248F for 30 minutes

PART #	NOM. ID"	NOM. OD"	VACUUM	PSI	BEND RADIUS"	STD PACK	WEIGHT#	LIST PRICE
FLXS-100	1	1.46	29	200	4.00	100'	0.62	---
FLXS-200	2	2.60	29	200	6.00	100'	1.14	---
FLXS-300	3	3.62	29	200	8.00	100'	2.26	---
FLXS-400	4	4.65	29	200	12.00	100'	3.25	---

Standard Length: 100'

Recommended Couplings: Cam and groove, combination nipple. Crimplok cam and groove, Crimplok combination nipple. All coupling recommendations are to be used as guidelines and are derived from past user preference. In some cases the preferred coupling is of a lesser pressure rating than the hose. Never exceed the working pressure of the lowest rated component in the assembly.

PETROLEUM STEAM AND CHEMICAL HOSE

HOSE ACCESSORIES

FLEXLITE PETROLEUM TANK 150



APPLICATION:An all purpose lightweight and flexible petroleum suction and discharge hose for use with gasoline, kerosene, diesel, oil suspensions and emulsions. May also be used as hydraulic suction and return line.
COVER:Black corrugated, abrasion, gasoline and oil resistant synthetic rubber with green stripe.
REINFORCEMENT:High tensile wire helix embedded between layers of textile cords.
TUBE:Black nitrile rubber for maximum oil resistance.
TEMPERATURE:-40C to +93C(-40F to +200F)

PART #	NOM. ID"	NOM. OD"	VACUUM	PSI	BEND RADIUS"	STD PACK	WEIGHT#	LIST PRICE
TTD150-200	2	2.53	29	150	4.00	100'	1.44	---
TTD150-300	3	3.62	29	150	6.00	100'	2.48	---
TTD150-400	4	4.72	29	150	9.00	100'	3.63	---

Standard Length: 100'

Product Info: Longer lengths available on request. Please check for availability and pricing

Recommended Couplings: Cam and groove, combination nipple. Crimplok cam and groove, Crimplok combination nipple. All coupling recommendations are to be used as guidelines and are derived from past user preference. In some cases the preferred coupling is of a lesser pressure rating than the hose. Never exceed the working pressure of the lowest rated component in the assembly.

TANK TRUCK 150



APPLICATION: An all purpose petroleum suction and discharge hose for use with gasoline, kerosene, diesel, oil suspensions and emulsions. May also be used as hydraulic suction and return line.
COVER:Black, abrasion, gasoline and oil resistant synthetic rubber with red stripe and pressure.
REINFORCEMENT:High tensile wire helix embedded between layers of textile cords.
TUBE:Black nitrile rubber for maximum oil resistance.
TEMPERATURE:-35C to +93C(-30F to +200F)

PART #	NOM. ID"	NOM. OD"	VACUUM	PSI	BEND RADIUS"	STD PACK	WEIGHT#	LIST
TLBS150-100	1	1.42	29	150	3.00	100	0.57	---
TLBS150-150	1-1/2	1.93	29	150	4.00	100	0.81	---
TLBS150-200	2	2.52	29	150	4.50	100	1.38	---
TLBS150-300	3	3.54	29	150	7.00	100	2.19	---
TLBS150-400	4	4.68	29	150	10.00	100	3.56	---
TLBS150-600	6	6.89	29	150	21.00	100	6.65	---

Standard Length: 100'

Recommended Couplings: Cam and groove, combination nipple. Crimplok cam and groove, Crimplok combination nipple. All coupling recommendations are to be used as guidelines and are derived from past user preference. In some cases the preferred coupling is of a lesser pressure rating than the hose. Never exceed the working pressure of the lowest rated component in the assembly.

PETROLEUM STEAM & CHEMICAL HOSE

HOSE ACCESSORIES

TANK TRUCK

APPLICATION:An all purpose petroleum suction and discharge hose for use with gasoline, kerosene, diesel, oil suspensions and emulsions. May also be used as hydraulic suction and return line.

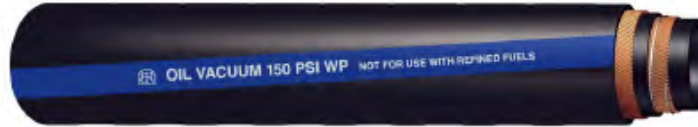
COVER:Black, abrasion, gasoline and oil resistant synthetic rubber with blue stripe and pressure

REINFORCEMENT:High tensile wire helix embedded between layers of textile cords.

TUBE:Black nitrile rubber for maximum oil resistance.

TEMPERATURE:-35C to +93C(-30F to +200F)

PART #	NOM. ID"	NOM. OD"	VACUUM	PSI	BEND RADIUS"	STD PACK	WEIGHT#	LIST PRICE
TLB-075	3/4	1.14	29	150	3.00	100'	0.43	---
TLB-100	1	1.42	29	150	3.00	100'	0.57	---
TLB-125	1-1/4	1.65	29	150	3.50	100'	0.62	---
TLB-150	1-1/2	1.93	29	150	4.00	100'	0.81	---
TLB-200	2	2.52	29	150	4.50	100'	1.38	---
TLB-250	2-1/2	2.99	29	150	4.75	100'	1.72	---
TLB-400	4	4	29	150	10.00	100'	3.56	---

OIL VACUUM - SMOOTH

APPLICATION:An all purpose petroleum suction and discharge hose for use with gasoline, kerosene, diesel, oil suspensions and emulsions. May also be used as hydraulic suction and return line.

COVER:Black, abrasion, gasoline and oil resistant synthetic rubber with red stripe and pressure.

REINFORCEMENT:High tensile wire helix embedded between layers of textile cords.

TUBE:Black nitrile rubber for maximum oil resistance.

TEMPERATURE:-35C to +93C(-30F to +200F)

PART #	NOM. ID"	NOM. OD"	VACUUM	PSI	BEND RADIUS"	STD PACK	WEIGHT#	LIST PRICE
OILVS-150	1-1/2	1.89	29	150	4.00	100	0.75	---
OILVS-200	2	2.43	29	150	4.50	100	1.07	---
OILVS-300	3	3.47	29	150	7.00	100	1.78	---
OILVS-400	4	4.52	29	150	10.00	100	2.58	---


Standard Length: 100'

Recommended Couplings: Cam and groove, combination nipple. Crimplok cam and groove, Crimplok combination nipple. All coupling recommendations are to be used as guidelines and are derived from past user preference. In some cases the preferred coupling is of a lesser pressure rating than the hose. Never exceed the working pressure of the lowest rated component in the assembly.

PETROLEUM STEAM AND CHEMICAL HOSE

HOSE ACCESSORIES

TANK TRUCK 300



APPLICATION:An all purpose petroleum suction and discharge hose for use with gasoline, kerosene, diesel, oil suspensions and emulsions up to 300 PSI. May also be used as hydraulic suction and return line.

COVER:Black, abrasion, gasoline and oil resistant synthetic rubber with red stripe and pressure

REINFORCEMENT:High tensile wire helix embedded between layers of textile cords.

TUBE:Black nitrile rubber for maximum oil resistance.

TEMPERATURE:-35C to +93C(-30F to +200F)

PART #	NOM. ID"	NOM. OD"	VACUUM	PSI	BEND RADIUS"	STD PACK	WEIGHT#	LIST PRICE
TLBS300-200	2	2.62	29	300	5.00	100'	1.43	---
TLBS300-300	3	3.67	29	300	7.00	100'	2.20	---
TLBS300-400	4	4.71	29	300	10.00	100'	3.63	---
TLBS300-600	6	6.91	29	300	21.00	100'	6.90	---

Standard Length: 100'

Recommended Couplings: Cam and groove, combination nipple. Crimplok cam and groove, Crimplok combination nipple. All coupling recommendations are to be used as guidelines and are derived from past user preference. In some cases the preferred coupling is of a lesser pressure rating than the hose. Never exceed the working pressure of the lowest rated component in the assembly.

OIL VACUUM CORRUGATED



APPLICATION:Designed for transferring petroleum waste, sediments, sludge, diluted mild chemicals, brine and water in oil field tank and waste pit recovery applications, not suitable for refined petroleum products or high concentrations of chemicals

COVER:Black, corrugated abrasion oil resistant synthetic rubber with blue stripe and pressure

REINFORCEMENT:High tensile wire helix embedded between layers of textile cords.

TUBE:Black synthetic rubber for maximum oil resistance.

TEMPERATURE:-35C to +93C(-30F to +200F)

PART #	NOM. ID"	NOM. OD"	VACUUM	PSI	BEND RADIUS"	STD PACK	WEIGHT#	LIST PRICE
OILVC-200	2	2.44	29	150	4.00	100'	0.89	---
OILVC-300	3	3.46	29	150	6.00	100'	1.42	---
OILVC-400	4	4.52	29	150	9.00	100'	2.44	---

Standard Length: 100'

Recommended Couplings: Cam and groove, combination nipple. Crimplok cam and groove, Crimplok combination nipple. All coupling recommendations are to be used as guidelines and are derived from past user preference. In some cases the preferred coupling is of a lesser pressure rating than the hose. Never exceed the working pressure of the lowest rated component in the assembly.

PETROLEUM STEAM AND CHEMICAL HOSE

HOSE ACCESSORIES

FRACLINE 400

APPLICATION:For handling a wide range of petroleum products, including gasoline, as well as a number of chemical solutions. Specifically designed for use in Frac service.

COVER:Black, heat, oil and weather resistant Neoprene.

REINFORCEMENT:Multiple layers of synthetic textile cords, with static wire.

TUBE:Black, heat and oil resistant synthetic rubber.

TEMPERATURE:-35C to +88C(-30F to +190F)

PART #	NOM. ID"	NOM. OD"	PSI	STD PACK	WEIGHT#	LIST PRICE
FRAC400-300	3	3.65	400	100'	1.80	---
FRAC400-400	4	4.80	400	100'	2.81	---
FRAC400-600	6	6.80	400	100'	5.20	---

Standard Length: 100'

Recommended Couplings: Crimplok combination nipple. All coupling recommendations are to be used as guidelines and are derived from past user preference. In some cases the preferred coupling is of a lesser pressure rating than the hose. Never exceed the working pressure of the lowest rated component in the assembly.

PETROLEUM DISCHARGE

APPLICATION:For handling a wide range of petroleum products, including gasoline, as well as a number of chemical solutions.

COVER:Red, heat, oil and weather resistant Neoprene.

REINFORCEMENT:Multiple layers of synthetic textile cords, with static wire.

TUBE:Black, heat and oil resistant synthetic rubber.

TEMPERATURE:-35C to +88C(-30F to +190F)

PART #	NOM. ID"	NOM. OD"	PSI	STD PACK	WEIGHT#	LIST PRICE
PDR-125	1-1/4	1.69	150	100'	0.58	---
PDR-150	1-1/2	1.97	150	100'	0.78	---
PDR-300	3	3.50	150	100'	1.64	---
PDR-400	4	4.57	150	100'	2.46	---
PDR-600	6	6.72	150	100'	3.89	---

Standard Length: 50'/100'

Recommended Couplings: Cam and groove, combination nipple. Crimplok cam and groove, Crimplok combination nipple. All coupling recommendations are to be used as guidelines and are derived from past user preference.

PETROLEUM STEAM AND CHEMICAL HOSE

HOSE ACCESSORIES

PETROLEUM DISCHARGE 250



APPLICATION:For handling a wide range of petroleum products, including gasoline, as well as a number of chemical solutions. Specifically designed for use in Frac service.

COVER:Black, heat, oil and weather resistant Neoprene.

REINFORCEMENT:Multiple layers of synthetic textile cords, with static wire.

TUBE:Black, heat and oil resistant synthetic rubber.

TEMPERATURE:-35C to +88C(-30F to +190F)

PART #	NOM. ID"	NOM. OD"	PSI	STD PACK	WEIGHT#	LIST PRICE
PDB250-200	2	2.50	250	100'	1.14	---
PDB250-300	3	3.54	250	100'	1.80	---
PDB250-400	4	4.64	250	100'	2.81	---
PDB250-600	6	6.69	250	100'	5.20	---

Standard Length: 50'/100'

Recommended Couplings: Cam and groove, combination nipple. Crimplok cam and groove, Crimplok combination nipple. All coupling recommendations are to be used as guidelines and are derived from past user preference. In some cases the preferred coupling is of a lesser pressure rating than the hose. Never exceed the working pressure of the lowest rated component in the assembly.

HOT TAR AND ASPHALT



APPLICATION:Specially designed for conveying hot tar and asphalt at temperatures up to 160 C (350 F).

COVER:Black Neoprene synthetic rubber.

REINFORCEMENT:High tensile wire helix embedded between multiple layers of heat resistant synthetic yarns

TUBE:Specially compounded heat resistant synthetic rubber compound.

TEMPERATURE:up to +177C(350F)


PART #	NOM. ID"	NOM. OD"	PSI	STD PACK	WEIGHT#	LIST PRICE
HTA-300	3	3.77	150	100'	2.94	---
HTA-400	4	4.85	150	100'	4.20	---

Standard Length: 100'

Recommended Couplings: Cam and Grove, combination nipple. Crimplok cam and groove, Crimplok nipple. All coupling recommendations are to be used as guidelines and are derived from past user preference. In some cases the preferred coupling is of a lesser pressure rating than the hose. Never exceed the working pressure of the lowest rated component in the assembly.

PETROLEUM STEAM AND CHEMICAL HOSE

HOSE ACCESSORIES

PETROLEUM TRANSFER

APPLICATION:For use with oil, fuel and grease transfer, oil slurry, hydrocarbons and animal fat handling. Features an external helix that protects the hose cover as well as enabling the hose to slide over rough surface. Static wire embedded in helix for ease of grounding.

COVER:Orange PVC Helix with built in static wire

REINFORCEMENT:High tensile synthetic textile yarn

TUBE:Specially formulated compound for fuel transfer

TEMPERATURE:-40C to +93C(-40F to +200F)

PART #	NOM. ID"	NOM. OD"	PSI	BEND RADIUS"	STD PACK	WEIGHT#	LIST PRICE
FLDROP-200	2	2.87	150	5.00	100'	1.29	---
FLDROP-400	4	5.00	75	12.00	100'	2.51	---

Standard Length: 50'/100'

Recommended Couplings: Cam and groove, combination nipple. Crimplok cam and groove, Crimplok combination nipple. All coupling recommendations are to be used as guidelines and are derived from past user preference. In some cases the preferred coupling is of a lesser pressure rating than the hose. Never exceed the working pressure of the lowest rated component in the assembly.

STEAM 250 BLACK

APPLICATION:An extremely flexible hose for use with saturated steam at pressures to 250 PSI .

COVER:Black abrasion and heat resistant EPDM rubber, with embossed brand and pressure.

REINFORCEMENT:Multiple layers of high tensile steel cords.

TUBE:Black heat resistant EPDM synthetic rubber.

TEMPERATURE:-40C to +210C(-40F to +406F)

PART #	NOM. ID"	NOM. OD"	PSI	STD PACK	WEIGHT#	LIST PRICE
ST250B-075-50	3/4	1.26	250	50'	0.48	---
ST250B-100-50	1	1.50	250	50'	0.60	---
ST250B-150-50	1-1/2	2.13	250	50'	1.10	---
ST250B-200-50	2	2.64	250	50'	1.48	---

Standard Length: 50'

Recommended Couplings: High Pressure with interlocking clamps

PETROLEUM STEAM AND CHEMICAL HOSE

HOSE ACCESSORIES

STEAM 250



APPLICATION:An extremely flexible hose for use with saturated steam at pressures to 250 PSI .

COVER:Red abrasion and heat resistant EPDM rubber, with embossed brand and pressure.

REINFORCEMENT:Multiple layers of high tensile steel cords.

TUBE:Black heat resistant EPDM synthetic rubber.

TEMPERATURE:-40C to +210C(-40F to +406F)

PART #	NOM. ID"	NOM. OD"	PSI	STD PACK	WEIGHT#	LIST PRICE
ST250-075-50	3/4	1.26	250	50'	0.48	---
ST250-075-100	3/4	1.26	250	100'	0.48	---
ST250-100-50	1	1.50	250	50'	0.60	---
ST250-100-100	1	1.50	250	100'	0.60	---
ST250-200-50	2	2	250	50'	1.48	---
ST250-200-100	2	2	250	100'	1.48	---
ST250-300	3	3	250	100'	3.40	---

Standard Length: 50'/100'

Product Info: Longer lengths available on request. Please check for availability and pricing

Recommended Couplings: High Pressure with interlocking clamps

WATER SUCTION & DISCHARGE HOSE

HOSE ACCESSORIES

BLUE LAYFLAT

APPLICATION: A LIGHT DUTY LAYFLAT HOSE FOR PORTABLE PUMP AND IRRIGATION USE.

COVER: Blue PVC impregnation. REINFORCEMENT: Woven high tensile synthetic yarns. TUBE: Blue PVC impregnation.

TEMPERATURE: -10C to +55C (15F to +130F)

PART #	NOM. ID"	NOM. OD"	PSI	STD PACK	WEIGHT#	LIST PRICE
BLAY-100	1	1.11	150	300	0.13	---
BLAY-125	1-1/4	1.37	130	300	0.15	---
BLAY-150	1-1/2	1.63	70	300	0.15	---
*BLAY-200	2	2.13	65	300	0.20	---
BLAY-250	2-1/2	2.63	65	300	0.27	---
*BLAY-300	3	3.13	60	300	0.33	---
*BLAY-400	4	4.14	60	300	0.46	---
*BLAY-600	6	6.15	35	300	0.78	---

Standard Length: Multiples of 50' up to 300' maximum

Product Info: Please specify length required when ordering, i.e. 50', 100'

Safety Info: Reduce pressures by 50% at maximum working temperature

Recommended Couplings: Cam and groove or short shank

BLUE LAYFLAT ASSEMBLY

PART #	ASSEMBLY DESCRIPTION	WEIGHT#	LIST PRICE
BLAY-150-CASS	1-1/2" X 50' BLUE LAYFLAT +C/E CAMLOCK	7.00	---
BLAY-200-CASS	2" X 50' BLUE LAYFLAT +C/E CAMLOCK	12.20	---
*BLAY-300-CASS	3" X 50' BLUE LAYFLAT +C/E CAMLOCK	20.63	---
*BLAY-400-CASS	4" X 50' BLUE LAYFLAT +C/E CAMLOCK	29.49	---
BLAY-600-CASS	6" X 50' BLUE LAYFLAT +C/E CAMLOCK	51.08	---

WATER SUCTION & DISCHARGE HOSE

HOSE ACCESSORIES

BROWN LAYFLAT - HEAVY DUTY



APPLICATION: Heavy duty layflat hose for portable pump and irrigation use.

COVER: Brown PVC impregnation.

REINFORCEMENT: Woven high tensile synthetic yarns.


TUBE: Brown heavy PVC impregnation.

TEMPERATURE: -10C to +60C (15F to +140F)

PART #	NOM. ID"	NOM.OD"	PSI	STD PACK	WEIGHT#	LIST PRICE
BRLAYHD-200	2	2.15	150	300'	0.26	---
BRLAYHD-300	3	3.19	150	300'	0.52	---
BRLAYHD-400	4	4.27	135	300'	0.74	---
BRLAYHD-600	6	6.26	115	300'	1.21	---

WATER SUCTION & DISCHARGE HOSE

HOSE ACCESSORIES

DURAFLEX - RUBBER LAYFLAT

APPLICATION:SPECIFICALLY MANUFACTURED TO COMPETE WITH OROFLEX IMITATION HOSE. THIS IS A LIGHTWEIGHT HIGH PRESSURE, EXTREMELY STRONG HOSE FOR GENERAL WATER DISCHARGE SERVICE. IDEAL FOR RENTAL SERVICE WHERE LONG LIFE AND

competitive pricing is paramount. Its compact characteristics make this an ideal hose for use with portable pumps. Especially suited for pumping oily contaminated water. COVER:Black abrasion, weather and oil resistant nitrile rubber. REINFORCEMENT:Circular woven synthetic yarns.

TUBE:Black abrasion and oil resistant nitrile rubber.

TEMPERATURE:-20C to +80C(0F to +180F)

PART #	NOM. ID"	NOM. OD"	PSI	STD PACK	WEIGHT#	LIST PRICE
DURFL-200	2	2.18	200	300	0.31	---
*DURFL-300	3	3.22	175	300	0.59	---
*DURFL-400	4	4.24	150	300	0.65	---
*DURFL-600	6	6.26	150	300	1.10	---

Standard Length: 50'/100'

Product Info: 200 Lengths Will Be Shipped Unless Otherwise Specified On Duraflex

Recommended Couplings: Cam and groove, combination nipples or short shank. All coupling recommendations are to be used as guidelines and are derived from past user preference. In some cases, the preferred coupling is of a lesser pressure rating than the hose. Never exceed the working pressure of the lowest rated component in the assembly.

DURAFLEX - RUBBER LAYFLAT ASSEMBLY

PART #	ASSEMBLY DESCRIPTION	WEIGHT#	LIST PRICE
DURFL-200-CASSP	2"x50' DURAFLEX + C/E CAMLOCK	14.20	---
DURFL-300-CASSP	3"x50' DURAFLEX + C/E CAMLOCK	21.63	---
DURFL-400-CASSP	4"x50' DURAFLEX + C/E CAMLOCK	28.99	---
DURFL-600-CASSP	6"x50' DURAFLEX + C/E CAMLOCK	51.67	----
DURFL-400-CCASSP	4" x 50' DURAFLEX + C/E CAMLOCK	28.99	----

WATER SUCTION & DISCHARGE HOSE

HOSE ACCESSORIES

HIGH PRESSURE CONTRACTORS WATER DISCHARGE



APPLICATION:For use on construction sites and general water service. High pressure allows pumping against greater vertical heads

COVER:Black abrasion and weather resistant synthetic rubber, with embossed brand and pressure.

REINFORCEMENT:Multiple layers of synthetic yarn.

TUBE:Black synthetic rubber compounded for water service.

TEMPERATURE:-35C to +80C(-30F to +180F)

PART #	NOM. ID"	NOM. OD"	PSI	STD PACK	WEIGHT#	LIST PRICE
HPCWB-150	1-1/2	1.77	150	100'	0.49	---
HPCWB-200	2	2.28	150	100'	0.48	---
HPCWB-300	3	3.35	150	100'	1.08	---
HPCWB-400	4	4.37	150	100'	1.38	---
HPCWB-600	6	6.46	150	100'	2.62	---

Standard Length: 50'/100'

Recommended Couplings: Cam and groove, combination nipples or short shank. Crimplok cam and groove, Crimplok nipple. All coupling recommendations are to be used as guidelines and are derived from past user preference. In some cases the preferred coupling is of a lesser pressure rating than the hose. Never exceed the working pressure of the lowest rated component in the assembly.

HIGH PRESSURE WATER DISCHARGE 250



APPLICATION:For use on construction sites and general water service. High pressure allows pumping against greater vertical heads

COVER:Black abrasion and weather resistant synthetic rubber, with embossed brand and pressure.

REINFORCEMENT:Multiple layers of synthetic yarn.

TUBE:Black synthetic rubber compounded for water service.

TEMPERATURE:-35C to +80C(-30F to +180F)

PART #	NOM. ID"	NOM. OD"	PSI	STD PACK	WEIGHT#	LIST PRICE
HPCWB200-150	1-1/2			100'		---
HPCWB250-200	2	2.40	250	100'	1.15	---
HPCWB250-300	3	3.46	250	100'	1.60	---
HPCWB200-400	4	4.48	200	100'	2.15	---

Standard Length: 100'

Recommended Couplings: Cam and groove, combination nipples or short shank. Crimplok cam and groove, Crimplok combination nipple. All coupling recommendations are to be used as guidelines and are derived from past user preference. In some cases the preferred coupling is of a lesser pressure rating than the hose. Never exceed the working pressure of the lowest rated component in the assembly.

WATER SUCTION & DISCHARGE HOSE

HOSE ACCESSORIES

SATURN GREEN PVC WATER S&D

APPLICATION:An economical, flexible hose for construction pumps, septic tank & marine pump-out service. Resistant to some chemicals, mild acids & alkalis. Consult us for recommendations.

COVER:Clear abrasion and weather resistant PVC.

REINFORCEMENT:Green PVC helix.

TUBE:Smooth clear PVC.

TEMPERATURE:-20C to +65C(-5F to +150F)

PART #	NOM. ID"	NOM. OD"	VACUUM	PSI	BEND RADIUS"	STD PACK	WEIGHT#	LIST PRICE
SATG-075	3/4	0.95	29	90	2.00	100	0.16	---
*SATG-100	1	1.24	29	85	3.00	100	0.26	---
*SATG-125	1-1/4	1.54	29	80	4.00	100	0.34	---
*SATG-150	1-1/2	1.81	29	70	6.00	100	0.44	---
*SATG-200	2	2.29	29	65	5.00	100	0.57	---
SATG-250	2-1/2	2.85	29	60	6.00	100	0.87	---
*SATG-300	3	3.43	29	60	12.00	100	1.21	---

Standard Length: 100'

Safety Info: Reduce pressures by 50% at maximum working temperature

Recommended Couplings: Cam and groove, combination nipple or short shank. Crimplok cam and groove, Crimplok nipple. All coupling recommendations are to be used as guidelines and are derived from past user preference. In some cases the preferred coupling is of a lesser pressure rating than the hose. Never exceed the working pressure of the lowest rated component in the assembly.

SATURN OLIVE GREEN PVC WATER S&D

APPLICATION:AN ECONOMICAL, FLEXIBLE HOSE FOR CONSTRUCTION PUMPS, SEPTIC TANK & MARINE PUMP-OUT SERVICE. RESISTANT TO SOME CHEMICALS, MILD ACIDS & ALKALIS. CONSULT US FOR RECOMMENDATIONS.

COVER:Green abrasion and weather resistant PVC.

REINFORCEMENT:Green PVC helix

TUBE:Smooth green PVC

TEMPERATURE:-20C to +65C(-5F to +150F)

PART #	NOM. ID"	NOM. OD"	VACUUM	BEND RADIUS"	STD PACK	WEIGHT#	LIST PRICE
*SATO-200	2	2.34	29	5.00	100	0.66	---
*SATO-300	3	3.46	29	12.00	100	1.24	---

Standard Length: 100'

Safety Info: Suction and Pressure ratings are based on a temperature of 20C (68F), reduce by 50% at maximum working temperature

Recommended Couplings: Cam and groove, combination nipple or short shank. Crimplok cam and groove, Crimplok nipple. All coupling recommendations are to be used as guidelines and are derived from past user preference. In some cases the preferred coupling is of a lesser pressure rating than the hose. Never exceed the working pressure of the lowest rated component in the assembly.

WATER SUCTION & DISCHARGE HOSE

HOSE ACCESSORIES

SATURN PVC WATER S&D



APPLICATION:An economical, flexible hose for construction pumps, septic tank & marine pump-out service. Resistant to some chemicals, mild acids & alkalis. Consult us for recommendations. Specially formulated compounds and a slightly corrugated cover allow for increased flexibility at low temperatures.

COVER:Clear abrasion and weather resistant extra soft PVC.

REINFORCEMENT:Blue PVC helix. SAT-XXX-BLK - Black helix

TUBE:Smooth clear extra soft PVC.

TEMPERATURE:-40C to +65C(-40F to +150F)

PART #	NOM. ID"	NOM. OD"	VACUUM	PSI	BEND RADIUS"	STD PACK	WEIGHT#	LIST PRICE
SAT-200	2	2.35	26	35	5.00	100'	0.49	---
SAT-300	3	3.42	24	30	7.50	100'	0.81	---
SAT-400	4	4.50	22	25	10.00	100'	1.52	---

Standard Length: 100'

Safety Info: Suction and Pressure ratings are based on a temperature of 20C (68F), reduce by 50% at maximum working temperature
Recommended Couplings: Cam and groove, combination nipple or short shank. Crimplok cam and groove, Crimplok nipple. All coupling recommendations are to be used as guidelines and are derived from past user preference. In some cases the preferred coupling is of a lesser pressure rating than the hose. Never exceed the working pressure of the lowest rated component in the assembly.

SATURN WHITE PVC WATER SUCTION AND DISCHARGE HOSE



APPLICATION:An economical, flexible hose for construction pumps, septic tank & marine pump-out service. Resistant to some chemicals, mild acids & alkalis. Consult us for recommendations.

COVER:Clear abrasion and weather resistant PVC.

REINFORCEMENT:White PVC helix.

TUBE:Smooth clear PVC.

TEMPERATURE:-20C to +65C(-5F to +150F)

PART #	NOM. ID"	NOM. OD"	VACUUM	PSI	BEND RADIUS"	STD PACK	WEIGHT#	LIST PRICE
SATW-100	1	1.18	29	85	3.00	100'	0.19	---
SATW-125	1-1/4	1.47	29	80	3.00	100'	0.29	---
SATW-150	1-1/2	1.72	29	70	4.00	100'	0.35	---
SATW-200	2	2.29	29	65	5.00	100'	0.57	---
SATW-300	3	3.35	29	55	8.00	100'	1.03	---
SATW-400	4	4.45	29	50	10.00	100'	1.78	---

Standard Length: 100'

Safety Info: Suction and Pressure ratings are based on a temperature of 20C (68F), reduce by 50% at maximum working temperature
Recommended Couplings: Cam and groove, combination nipple or short shank. Crimplok cam and groove, Crimplok nipple. All coupling recommendations are to be used as guidelines and are derived from past user preference. In some cases the preferred coupling is of a lesser pressure rating than the hose. Never exceed the working pressure of the lowest rated component in the assembly.

WATER SUCTION & DISCHARGE HOSE

HOSE ACCESSORIES

SUPERFLEX PVC SUCTION

APPLICATION:Specially designed for use in the installation of pool, spa and hot tubs. Can also be used in a variety of water transfer applications where flexible lines are needed to replace rigid piping.

COVER:Soft white PVC

REINFORCEMENT:White PVC helix

TUBE:Smooth white PVC

TEMPERATURE:-20C to +65C(-5F to +150F)

PART #	NOM. ID"	NOM. OD"	VACUUM	PSI	BEND RADIUS"	STD PACK	WEIGHT#	LIST PRICE
SUPER-200	2	2.39	29	70	7.00	100'	0.75	---

Standard Length: 100'

Product Info: Our warranty does not cover damage caused by rodents or any insect. Not for underground use in areas infested by termites.

Safety Info: Suction and Pressure ratings are based on a temperature of 20C (68F), reduce by 50% at maximum working temperature

Recommended Couplings: SCH40

RUBBER WATER S&D

APPLICATION:A heavy duty wire reinforced rubber suction hose for construction, quarries and general use.

COVER:Black smooth abrasion and weather resistant synthetic rubber. **REINFORCEMENT:**High tensile wire helix embedded between layers of textile cords. **TUBE:**Smooth black synthetic rubber.

TEMPERATURE:-30C to +80C(-22F to +180F)

PART #	NOM. ID"	NOM. OD"	VACUUM	PSI	BEND RADIUS"	STD PACK	WEIGHT#	LIST PRICE
WSB-125	1-1/4	1.65	29	150	4.00	100	0.77	---
*WSB-150	1-1/2	1.93	29	150	4.00	100	1.00	---
*WSB-200	2	2.48	29	150	5.00	100	1.37	---
*WSB-300	3	3.50	29	150	10.00	100	2.23	---
*WSB-400	4	4.64	29	150	14.00	100	3.73	---


Standard Length: 3/4" to 4" - 50'/100' -- 5" and 6" - 20'/100' -- 8" - 20'/60' -- 10" - 40' -- 12" - 20'

Recommended Couplings: Cam and groove, combination nipple or short shank. Crimplok cam and groove, Crimplok nipple. Cam and groove, combination nipple. Crimplok cam and groove, Crimplok combination nipple. All coupling recommendations are to be used as guidelines and are derived from past user preference. In some cases the preferred coupling is of a lesser pressure rating than the hose. Never exceed the working pressure of the lowest rated component in the assembly.

WATER SUCTION & DISCHARGE HOSE

HOSE ACCESSORIES

TEXTILE REINFORCED S&D



APPLICATION:GOOD FOR BOTH SUCTION AND DISCHARGE APPLICATIONS, THIS HEAVY DUTY HOSE CAN BE USED FOR RENTAL/CONSTRUCTION PUMPING AS WELL AS FISH SUCTION HOSE.

COVER:Clear abrasion and weather resistant PVC. REINFORCEMENT:Orange PVC helix with high tensile synthetic textile yarn. TUBE:Smooth clear PVC.

TEMPERATURE:-23C to +65C(-10F to +150F)

PART #	NOM. ID"	NOM. OD"	VACUUM	PSI	BEND RADIUS"	STD PACK	WEIGHT#	LIST
*RSPVC -200	2	2.59	29	110	4.00	100	0.65	----
*RSPVC-300	3	3.71	29	100	6.00	100	1.12	---
*RSPVC-400	4	4.78	29	80	7.00	100	1.74	---
*RSPVC-600	6	7.17	28	70	10.50	100	3.87	---

Standard Length: 100'

Safety Info: Reduce pressures by 50% at maximum working temperature

Recommended Couplings: Cam and groove, combination nipple or short shank. Crimplok cam and groove, Crimplok nipple. All coupling recommendations are to be used as guidelines and are derived from past user preference. In some cases the preferred coupling is of a lesser pressure rating than the hose. Never exceed the working pressure of the lowest rated component in the assembly.

CRIMPLOK FERRULES PLATED

HOSE ACCESSORIES

**CRIMPLOK FERRULES STEEL PLATED FOR 3/4" HOSE - LD FOR UNIVERSAL**

PART#	SIZE	CAMPBELL PART	FERRULE ID"	FERRULE LENGTH"	WALL THICKNESS	LIST PRICE
CFT-08106T-SP	3/4	FLPS075112	1.1875"	2.14"	0.04	---
CFT-08107T-SP	3/4	FLPS075114	1.2188"	2.14"	0.04	---
CFT-08108T-SP	3/4	FLPS075116	1.2500"	2.14"	0.04	---
CFT-08109T-SP	3/4	FLPS075118	1.2812	2.14"	0.04	---

Project Information: For use with CRIMPLOK Universal Crimp fittings (HE-XXXCR-SP). Ferrule thickness is .040"

CRIMPLOK FERRULES STEEL PLATED FOR 3/4" HOSE - HD FOR UNIVERSAL

PART#	SIZE	CAMPBELL PART	FERRULE ID"	FERRULE LENGTH"	WALL THICKNESS	LIST PRICE
CF-05101S-SP	3/4	FPS050104S	1.0625"	1.41"	0.06	---

Project Information: For use with CRIMPLOK crimp ground joints (GJM/GJS-XXXCR-SP) I.D Tolerance = +/-0.012

CRIMPLOK FERRULES STEEL PLATED FOR 3/4" HOSE

PART#	SIZE	CAMPBELL PART	FERRULE ID"	FERRULE LENGTH"	WALL THICKNESS	LIST PRICE
CF-08105-SP	3/4	FPS075120	1.3125"	2.14"	0.06	---

Project Information: For use with CRIMPLOK Universal Crimp fittings (HE-XXXCR-SP). Ferrule thickness is .040"

CRIMPLOK FERRULES STEEL PLATED FOR 1" HOSE - LD FOR UNIVERSAL

PART#	SIZE	CAMPBELL PART	FERRULE ID"	FERRULE LENGTH"	WALL THICKNESS	LIST PRICE
CFT-10114T-SP	1	FLPS100128	1.4375"	2.29"	0.04	---
CFT-10115T-SP	1	FLPS100130	1.4687"	2.29"	0.04	---
CFT-10117T-SP	1	FLPS100134	1.5000"	2.29"	0.04	---
CFT-10118T-SP	1	FLPS100136	1.5312"	2.29"	0.04	---

Project Information: For use with CRIMPLOK Universal Crimp fittings (HE-XXXCR-SP). Ferrule thickness is .040"

CRIMPLOK FERRULES STEEL PLATED FOR 1" HOSE

PART#	SIZE	CAMPBELL PART	FERRULE ID"	FERRULE LENGTH"	WALL THICKNESS	LIST PRICE
CF-10109-SP	1	FPS100136	1.5625"	2.29"	0.06	---
CF-10110-SP	1	FPS100140	1.6250"	2.29"	0.06	---
CF-10111-SP	1	FPS100144	1.6875"	2.29"	0.06	---

Project Information: For use with CRIMPLOK crimp cam and groove fitting (CGC/CGE-XXXCR-A1) and CRIMPLOK crimp combination nipples (CNT-XXXCR-SP) I.D. Tolerance = +/-0.012"

CRIMPLOK FERRULES STEEL PLATED FOR 1-1/4" HOSE

PART#	SIZE	CAMPBELL PART	FERRULE ID"	FERRULE LENGTH"	WALL THICKNESS	LIST PRICE
CF-13113-SP	1-1/4	FPS125152	1.8125"	2.32"	0.06	---
CF-13114-SP	1-1/4	FPS125156	1.8750"	2.32"	0.06	---

Project Information: For use with CRIMPLOK crimp cam and groove fitting (CGC/CGE-XXXCR-A1) and CRIMPLOK crimp combination nipples (CNT-XXXCR-SP) I.D. Tolerance = +/-0.012"

CRIMPLOK FERRULES PLATED

HOSE ACCESSORIES



CRIMPLOK FERRULES STEEL PLATED FOR 1-1/2" HOSE

PART#	SIZE	CAMPBELL PART	FERRULE ID"	FERRULE LENGTH"	WALL THICKNESS	LIST PRICE
CF-15115-SP	1-1/2	FPS150160	1.9375"	2.36"	0.06	---
CF-15201-SP	1-1/2	FPS150204	2.0625"	2.36"	0.06	---
CF-15202-SP	1-1/2	FPS150208	2.1250"	2.36"	0.06	---
CF-15203-SP	1-1/2	FPS150212	2.1875"	2.36"	0.06	---
CF-15205-SP	1-1/2	FPS150220	2.3125	2.36"	0.06	---

Project Information: For use with CRIMPLOK crimp cam and groove fitting (CGE/CGE-XXXCR-A1) and CRIMPLOK crimp combination nipples (CNT-XXXCR-SP) I.D. Tolerance = +/-0.012"

CRIMPLOK FERRULES STEEL PLATED FOR 1-1/2" HOSE - LONG

PART#	SIZE	CAMPBELL PART	FERRULE ID"	FERRULE LENGTH"	WALL THICKNESS	LIST PRICE
CF-15202L-SP	1-1/2	FPS150208L	2.1250"	2.91	0.06	---

Project Information: For use with CRIMPLOK ground joint fittings (GJM/GJS-XXXCR-SP) and CRIMPLOK long crimp combination nipples (CNL-XXXCR-SP) I.D. Tolerance = +/-0.012"

CRIMPLOK FERRULES STEEL PLATED FOR 2" HOSE

PART#	SIZE	CAMPBELL PART	FERRULE ID"	FERRULE LENGTH"	WALL THICKNESS	LIST PRICE
CF-20208-SP	2	FPS200232	2.5000"	2.79"	0.06	---
CF-20209-SP	2	FPS200236	2.5625"	2.79"	0.06	---
CF-20210-SP	2	FPS200240	2.6250"	2.79"	0.06	---
CF-20211-SP	2	FPS200244	2.6875"	2.79"	0.06	---
CF-20212-SP	2	FPS200248	2.7500"	2.79"	0.06	---
CF-20213-SP	2	FPS200252	2.8125"	2.79"	0.06	---
CF-20214-SP	2	FPS200256	2.8750"	2.79"	0.06	---
CF-20215-SP	2	FPS200260	2.9375"	2.79"	0.06	---

Project Information: For use with CRIMPLOK crimp cam and groove fitting (CGE/CGE-XXXCR-A1) and CRIMPLOK crimp combination nipples (CNT-XXXCR-SP) I.D. Tolerance = +/-0.012"

CRIMPLOK FERRULES STEEL PLATED FOR 2" HOSE - LONG

PART#	SIZE	CAMPBELL PART	FERRULE ID"	FERRULE LENGTH"	WALL THICKNESS	LIST PRICE
CF-20209L-SP	2	FPS200236L	2.5625"	3.41"	0.06	---
CF-20211L-SP	2	FPS200244L	2.6875"	3.41"	0.06	---
CF-20212L-SP	2	FPS200248L	2.7500"	3.41"	0.06	---
CF-20213L-SP	2	FPS200252L	2.8125"	3.41"	0.06	---

Project Information: For use with CRIMPLOK ground joint fittings (GJM/GJS-XXXCR-SP) and CRIMPLOK long crimp combination nipples (CNL-XXXCR-SP) I.D. Tolerance = +/-0.012"

CRIMPLOK FERRULES PLATED

HOSE ACCESSORIES

CRIMPLOK FERRULES STEEL PLATED FOR 2-1/2" HOSE

PART#	SIZE	CAMPBELL PART	FERRULE ID"	FERRULE LENGTH"	WALL THICKNESS	LIST PRICE
CF-25303-SP	2-1/2	FPS250312	3.1875"	3.11"	0.06	---

Project Information: For use with CRIMPLOK crimp cam and groove fitting (CGE/CGE-XXXCR-A1) and CRIMPLOK crimp combination nipples (CNT-XXXCR-SP) I.D. Tolerance = +/-0.012"

CRIMPLOK FERRULES STEEL PLATED FOR 2-1/2" HOSE - LONG

PART#	SIZE	CAMPBELL PART	FERRULE ID"	FERRULE LENGTH"	WALL THICKNESS	LIST PRICE
CF-25303L-SP	2-1/2	FPS250312L	3.1875"	3.88"	0.06	---

Project Information: For use with CRIMPLOK ground joint fittings (GJM/GJS-XXXCR-SP) and CRIMPLOK long crimp combination nipples (CNL-XXXCR-SP) I.D. Tolerance = +/-0.012"

CRIMPLOK FERRULES STEEL PLATED FOR 3" HOSE

PART#	SIZE	CAMPBELL PART	FERRULE ID"	FERRULE LENGTH"	WALL THICKNESS	LIST PRICE
CF-30309-SP	3	FPS300336	3.5625"	3.94"	0.09	---
CF-30310-SP	3	FPS300340	3.6250"	3.94"	0.09	---
CF-30311-SP	3	FPS300344	3.6875"	3.94"	0.09	---
CF-30312-SP	3	FPS300348	3.7500"	3.94"	0.09	---
CF-30313-SP	3	FPS300352	3.8125"	3.94"	0.09	---
CF-30314-SP	3	FPS300356	3.8750"	3.94"	0.09	---
CF-30315-SP	3	FPS300360	3.9375"	3.94"	0.09	---
CF-30400-SP	3	FPS300400	4.000"	3.94"	0.09	---

Project Information: For use with CRIMPLOK crimp cam and groove fitting (CGE/CGE-XXXCR-A1) and CRIMPLOK crimp combination nipples (CNT-XXXCR-SP) I.D. Tolerance = +/-0.012"

CRIMPLOK FERRULES STEEL PLATED FOR 3" HOSE - LONG

PART#	SIZE	CAMPBELL PART	FERRULE ID"	FERRULE LENGTH"	WALL THICKNESS	LIST PRICE
CF-30310L-SP	3	FPS300340L	3.6250"	4.36"	0.09	---
CF-30311L-SP	3	FPS300344L	3.6875"	4.36"	0.09	---
CF-30312L-SP	3	FPS300348L	3.7500"	4.36"	0.09	---
CF-30313L-SP	3	FPS300352L	3.8125"	4.36"	0.09	---
CF-30314L-SP	3	FPS300356L	3.8750"	4.36"	0.09	---
CF-30315L-SP	3	FPS300360L	3.9375"	4.36"	0.09	---
CF-30400L-SP	3	FPS300400L	4.000"	4.36"	0.09	---

Project Information: For use with CRIMPLOK crimp cam and groove fitting (CGE/CGE-XXXCR-A1) and CRIMPLOK crimp combination nipples (CNT-XXXCR-SP) I.D. Tolerance = +/-0.012"

CRIMPLOK FERRULES PLATED

HOSE ACCESSORIES



CRIMPLOK FERRULES STEEL PLATED FOR 4" HOSE

PART#	SIZE	CAMPBELL PART	FERRULE ID"	FERRULE LENGTH"	WALL THICKNESS	LIST PRICE
CF-40409-SP	4	FPS400436	4.5625"	4.19"	0.09	---
CF-40410-SP	4	FPS400440	4.6250"	4.19"	0.09	---
CF-40411-SP	4	FPS400444	4.6875"	4.19"	0.09	---
CF-40412-SP	4	FPS400448	4.7500"	4.19"	0.09	---
CF-40413-SP	4	FPS400452	4.8125"	4.19"	0.09	---
CF-40414-SP	4	FPS400456	4.8750"	4.19"	0.09	---
CF-40415-SP	4	FPS400460	4.9375"	4.19"	0.09	---
CF-40500-SP	4	FPS400500	5.000"	4.19"	0.09	---
CF-40501-SP	4	FPS400504	5.0625"	4.19"	0.09	---

Project Information: For use with CRIMPLOK crimp cam and groove fitting (CGE/CGE-XXXCR-A1) and CRIMPLOK crimp combination nipples (CNT-XXXCR-SP) I.D. Tolerance = +/-0.012"

CRIMPLOK FERRULES STEEL PLATED FOR 4" HOSE - LONG

PART#	SIZE	CAMPBELL PART	FERRULE ID"	FERRULE LENGTH"	WALL THICKNESS	LIST PRICE
CF-40410L-SP	4	FPS400440L	4.6250"	5.20"	0.09	---
CF-40411L-SP	4	FPS400444L	4.6875"	5.20"	0.09	---
CF-40412L-SP	4	FPS400448L	4.7500"	5.20"	0.09	---
CF-40413L-SP	4	FPS400452L	4.8125"	5.20"	0.09	---
CF-40414L-SP	4	FPS400456L	4.8750"	5.20"	0.09	---
CF-40415L-SP	4	FPS400460L	4.9375"	5.20"	0.09	---
CF-40500L-SP	4	FPS400500L	5.000"	5.20"	0.09	---
CF-40501L-SP	4	FPS400504L	5.0625"	5.20"	0.09	---

Project Information: For use with CRIMPLOK ground joint fittings (GJM/GJS-XXXCR-SP) and CRIMPLOK long crimp combination nipples (CNL-XXXCR-SP) I.D. Tolerance = +/-0.012"

CRIMPLOK FERRULES STEEL PLATED FOR 6" HOSE

PART#	SIZE	CAMPBELL PART	FERRULE ID"	FERRULE LENGTH"	WALL THICKNESS	LIST PRICE
CF-60610-SP	6	FPS600640	6.6250"	5.67"	0.12	---
CF-60612-SP	6	FPS600648	6.7500"	5.67"	0.12	---
CF-60614-SP	6	FPS600656	6.8750"	5.67"	0.12	---
CF-60702-SP	6	FPS600708	7.1250"	5.67"	0.12	---
CF-60704-SP	6	FPS600716	7.2500"	5.67"	0.12	---

Project Information: For use with CRIMPLOK ground joint fittings (GJM/GJS-XXXCR-SP) and CRIMPLOK long crimp combination nipples (CNL-XXXCR-SP) I.D. Tolerance = +/-0.012"

CRIMPLOK FERRULES STAINLESS

HOSE ACCESSORIES

**CRIMPLOK FERRULES STAINLESS 304 FOR 1/2" HOSE**

PART#	SIZE	CAMPBELL PART	FERRULE ID"	FERRULE LENGTH"	WALL THICKNESS	LIST PRICE
CF-05101-SS304	1/2	FSS050104	1.0625"	2.14"	0.06	---
CF-05102-SS304	1/2	FSS050108	1.1250"	2.14"	0.06	---

Project Information: For use with CRIMPLOK crimp ground joints (GJM/GJS-XXXCR-SP) I.D. Tolerance = +/-0.012"

CRIMPLOK FERRULES STAINLESS 304 FOR 3/4" HOSE

PART#	SIZE	CAMPBELL PART	FERRULE ID"	FERRULE LENGTH"	WALL THICKNESS	LIST PRICE
CF-08105-SS304	3/4	FSS075120	1.3125"	2.14"	0.06	---
CF-08106-SS304	3/4	FSS075124	1.3750"	2.14"	0.06	---
CF-08108-SS304	3/4	FSS075132	1.5000"	2.14"	0.06	---

Project Information: For use with CRIMPLOK crimp ground joints (GJM/GJS-XXXCR-SP) I.D. Tolerance = +/-0.012"

CRIMPLOK FERRULES STAINLESS 304 FOR 3/4" HOSE - LD FOR UNIVERSAL

PART#	SIZE	CAMPBELL PART	FERRULE ID"	FERRULE LENGTH"	WALL THICKNESS	LIST PRICE
CFT-08104T-SS304	3/4	FLSS075108	1.1250"	2.14"	0.04	---
CFT-08106T-SS304	3/4	FLSS075112	1.1875"	2.14"	0.04	---
CFT-08107T-SS304	3/4	FLSS075114	1.2188"	2.14"	0.04	---
CFT-08108T-SS304	3/4	FLSS075116	1.2500"	2.14"	0.04	---
CFT-08109T-SS304	3/4	FLSS075118	1.2812"	2.14"	0.04	---

Project Information: For use with CRIMPLOK Universal crimp fittings (HE-XXXCR-SP) Ferrule thickness is .040"

CRIMPLOK FERRULES STAINLESS 304 FOR 1" HOSE

PART#	SIZE	CAMPBELL PART	FERRULE ID"	FERRULE LENGTH"	WALL THICKNESS	LIST PRICE
CF-10108-SS304	1	FSS100132	1.5000"	2.29"	0.06	---
CF-10109-SS304	1	FSS100136	1.5625"	2.29"	0.06	---
CF-10110-SS304	1	FSS100140	1.6250"	2.29"	0.06	---
CF-10111-SS304	1	FSS100144	1.6875"	2.29"	0.06	---

Project Information: For use with CRIMPLOK crimp cam and groove fitting (CGE/CGE-XXXCR-A1) and CRIMPLOK crimp combination nipples (CNT-XXXCR-SP) I.D. Tolerance = +/-0.012"

CRIMPLOK FERRULES STAINLESS 304 FOR 1" HOSE - LD FOR UNIVERSAL

PART#	SIZE	CAMPBELL PART	FERRULE ID"	FERRULE LENGTH"	WALL THICKNESS	LIST PRICE
CFT-10117T-SS304	1	FLSS100134	1.5312"	2.29"	0.04	---

Project Information: For use with CRIMPLOK Universal crimp fittings (HE-XXXCR-SP) Ferrule thickness is .040"

CRIMPLOK FERRULES STAINLESS

HOSE ACCESSORIES



CRIMPLOK FERRULES STAINLESS 304 FOR 1-1/4" HOSE

PART#	SIZE	CAMPBELL PART	FERRULE ID"	FERRULE LENGTH"	WALL THICKNESS	LIST PRICE
CF-13114-SS304	1-1/4	FSS125156	1.8750"	2.32"	0.06	---
CF-13115-SS304	1-1/4	FSS125160	1.9375"	2.32"	0.06	---

Project Information: For use with CRIMPLOK crimp cam and groove fitting (CGE/CGE-XXXCR-A1) and CRIMPLOK crimp combination nipples (CNT-XXXCR-SP) I.D. Tolerance = +/-0.012"

CRIMPLOK FERRULES STAINLESS 304 FOR 1-1/2" HOSE

PART#	SIZE	CAMPBELL PART	FERRULE ID"	FERRULE LENGTH"	WALL THICKNESS	LIST PRICE
CF-15115-SS304	1-1/2	FSS150160	1.9375"	2.36"	0.06	---
CF-15200-SS304	1-1/2	FSS150200	2.000"	2.36"	0.06	---
CF-15201-SS304	1-1/2	FSS150204	2.0625"	2.36"	0.06	---
CF-15202-SS304	1-1/2	FSS150208	2.1250"	2.36"	0.06	---
CF-15203-SS304	1-1/2	FSS150212	2.1875"	2.36"	0.06	---
CF-15204-SS304	1-1/2	FSS150216	2.2500"	2.36"	0.06	---
CF-15205-SS304	1-1/2	FSS150220	2.3125"	2.36"	0.06	---

Project Information: For use with CRIMPLOK crimp cam and groove fitting (CGE/CGE-XXXCR-A1) and CRIMPLOK crimp combination nipples (CNT-XXXCR-SS316) I.D. Tolerance = +/-0.012"

CRIMPLOK FERRULES STAINLESS 304 FOR 2" HOSE

PART#	SIZE	CAMPBELL PART	FERRULE ID"	FERRULE LENGTH"	WALL THICKNESS	LIST PRICE
CF-20208-SS304	2	FSS200232	2.5000"	2.79"	0.06	---
CF-20209-SS304	2	FSS200236	2.5625"	2.79"	0.06	---
CF-20210-SS304	2	FSS200240	2.6250"	2.79"	0.06	---
CF-20211-SS304	2	FSS200244	2.6875"	2.79"	0.06	---
CF-20212-SS304	2	FSS200248	2.7500"	2.79"	0.06	---
CF-20213-SS304	2	FSS200252	2.8125"	2.79"	0.06	---
CF-20214-SS304	2	FSS200256	2.8750"	2.79"	0.06	---

Project Information: For use with CRIMPLOK crimp cam and groove fitting (CGE/CGE-XXXCR-A1) and CRIMPLOK crimp combination nipples (CNT-XXXCR-SS316) I.D. Tolerance = +/-0.012"

CRIMPLOK FERRULES STAINLESS 304 FOR 3" HOSE

PART#	SIZE	CAMPBELL PART	FERRULE ID"	FERRULE LENGTH"	WALL THICKNESS	LIST PRICE
CF-30309-SS304	3	FSS300336	3.5625"	3.94"	0.10	---
CF-30310-SS304	3	FSS300340	3.6250"	3.94"	0.10	---
CF-30311-SS304	3	FSS300344	3.6875"	3.94"	0.10	---
CF-30312-SS304	3	FSS300348	3.7500"	3.94"	0.10	---
CF-30313-SS304	3	FSS300352	3.8125"	3.94"	0.10	---
CF-30314-SS304	3	FSS300356	3.8750"	3.94"	0.10	---
CF-30315-SS304	3	FSS300360	3.9375"	3.94"	0.10	---
CF-30400-SS304	3	FSS300400	4.000"	3.94"	0.10	---

Project Information: For use with CRIMPLOK crimp cam and groove fitting (CGE/CGE-XXXCR-A1) and CRIMPLOK crimp combination nipples (CNT-XXXCR-SS316) I.D. Tolerance = +/-0.012"

CRIMPLOK SLEEVES ALUMINUM

HOSE ACCESSORIES

CRIMPLOK FERRULES STAINLESS 304 FOR 4" HOSE

PART#	SIZE	CAMPBELL PART	FERRULE ID"	FERRULE LENGTH"	WALL THICKNESS	LIST PRICE
CF-40410-SS304	4	FSS400440	4.6250"	4.19"	0.10	---
CF-40411-SS304	4	FSS400444	4.6875"	4.19"	0.10	---
CF-40412-SS304	4	FSS400448	4.7500"	4.19"	0.10	---
CF-40413-SS304	4	FSS400452	4.8125"	4.19"	0.10	---
CF-40414-SS304	4	FSS400456	4.8750"	4.19"	0.10	---
CF-40415-SS304	4	FSS400500	5.000"	4.19"	0.10	---

Project Information: For use with crimp cam and groove fitting (CGE/CGE-XXXCR-A1), CRIMPLOK crimp long combination nipples (CNL-XXXCR-SP) and CRIMPLOK (CNT/G-XXXCS-S/P) I.D. Tolerance = +/-0.012"

**CRIMPLOK SLEEVES ALUMINUM FOR 2" HOSE**

PART#	SIZE	CAMPBELL PART	SLEEVE ID"	SLEEVE LENGTH"	WALL THICKNESS	LIST PRICE
CSL-20209-A	2	SAL200236	2.5625"	2.79"	0.12	---

Project Information: For use with cam and groove fitting (CGE/CGE-XXXCR-A1), CRIMPLOK crimp long combination nipples (CNL-XXXCR-SP) and CRIMPLOK (CNT/G-XXXCS-S/P) I.D. Tolerance = +/-0.012"

CRIMPLOK SLEEVES ALUMINUM FOR 2" HOSE

PART#	SIZE	CAMPBELL PART	SLEEVE ID"	SLEEVE LENGTH"	WALL THICKNESS	LIST PRICE
CSL-20210-A	2	SAL200240	2.6250"	2.79"	0.12	---
CSL-20211-A	2	SAL200244	2.6875"	2.79"	0.12	---

Project Information: For use with cam and groove fitting (CGE/CGE-XXXCR-A1), CRIMPLOK crimp long combination nipples (CNL-XXXCR-SP) and CRIMPLOK (CNT/G-XXXCS-S/P) I.D. Tolerance = +/-0.012"

CRIMPLOK SLEEVES ALUMINUM FOR 3" HOSE

PART#	SIZE	CAMPBELL PART	SLEEVE ID"	SLEEVE LENGTH"	WALL THICKNESS	LIST PRICE
CSL-30310-A	3	SAL300340	3.6250"	3.94"	0.12	---
CSL-30313-A	3	SAL300352	3.8125"	3.94"	0.12	---
CSL-30314-A	3	SAL300356	3.8750"	3.94"	0.12	---
CSL-30315-A	3	SAL300360	3.9375"	3.94"	0.12	---

Project Information: For use with cam and groove fitting (CGE/CGE-XXX-A1), CRIMPLOK crimp long combination nipples (CNL-XXXCR-SP) and CRIMPLOK (CNT/G-XXXCS-S/P) I.D. Tolerance = +/-0.012"

CRIMPLOK SLEEVES ALUMINUM FOR 4" HOSE

PART#	SIZE	CAMPBELL PART	SLEEVE ID"	SLEEVE LENGTH"	WALL THICKNESS	LIST PRICE
CSL-40411-A	4	SAL400444	4.6875"	4.19"	0.12	---
CSL-40412-A	4	SAL400448	4.7500"	4.19"	0.12	---
CSL-40413-A	4	SAL400452	4.8125"	4.19"	0.12	---
CSL-40414-A	4	SAL400456	4.8750"	4.19"	0.12	---

Project Information: For use with cam and groove fitting (CGE/CGE-XXX-A1), CRIMPLOK crimp long combination nipples (CNL-XXXCR-SP) and CRIMPLOK (CNT/G-XXXCS-S/P) I.D. Tolerance = +/-0.012"

CRIMPLOK SLEEVES PLATED

HOSE ACCESSORIES



CRIMPLOK SLEEVES STEEL PLATED FOR 2" HOSE

PART#	SIZE	CAMPBELL PART	SLEEVE ID"	SLEEVE LENGTH"	WALL THICKNESS	LIST PRICE
CSL-08106-SP	3/4	SPS075124	1.3750"	2.14"	0.06	---

Project Information: For use with cam and groove fitting (CGE/CGE-XXXCR-A1), CRIMPLOK crimp long combination nipples (CNL-XXXCR-SP) and CRIMPLOK (CNT/G-XXXCS-S/P) I.D. Tolerance = +/-0.012"

CRIMPLOK SLEEVES STEEL PLATED FOR 3/4" HOSE - SHORT

PART#	SIZE	CAMPBELL PART	SLEEVE ID"	SLEEVE LENGTH"	WALL THICKNESS	LIST PRICE
CSL-05100S-SP	1/2	SPS050100S	1.0000"	0.91"	0.06	---
CSL-08102S-SP	3/4	SPS075108S	1.1250"	1.10"	0.06	---
CSL-08105S-SP	3/4	SPS075120S	1.3125"	1.10"	0.06	---

Project Information: For use with regular combination nipples (CNT-XXX-S/SP) and short shank fittings (PL-XXX-AD) I.D. Tolerance = +/-0.012"

CRIMPLOK SLEEVES STEEL PLATED FOR 1" HOSE

PART#	SIZE	CAMPBELL PART	SLEEVE ID"	SLEEVE LENGTH"	WALL THICKNESS	LIST PRICE
CSL-10107-SP	1	SPS100128	1.4375"	2.29"	0.06	---
CSL-10108-SP	1	SPS100132	1.5000"	2.29"	0.06	---
CSL-10109-SP	1	SPS100136	1.5625"	2.29"	0.06	---
CSL-10110-SP	1	SPS100140	1.6250"	2.29"	0.06	---
CSL-10111-SP	1	SPS100144	1.6875"	2.29"	0.06	---
CSL-10112-SP	1	SPS100148	1.7500"	2.29"	0.06	---

Project Information: For use with cam and groove fitting (CGE/CGE-XXXCR-A1), CRIMPLOK crimp long combination nipples (CNL-XXXCR-SP) and CRIMPLOK (CNT/G-XXXCS-S/P) I.D. Tolerance = +/-0.012"

CRIMPLOK SLEEVES STEEL PLATED FOR 1" HOSE - SHORT

PART#	SIZE	CAMPBELL PART	SLEEVE ID"	SLEEVE LENGTH"	WALL THICKNESS	LIST PRICE
CSL-10107S-SP	1	SPS100128S	1.4375"	2.26"	0.06	---
CSL-10108S-SP	1	SPS100132S	1.5000"	2.26"	0.06	---
CSL-10109S-SP	1	SPS100136S	1.5625"	2.26"	0.06	---
CSL-10111S-SP	1	SPS100144S	1.6875"	2.26"	0.06	---

Project Information: For use with regular combination nipples (CNT-XXX-S/SP) and short shank fittings (PL-XXX-AD) I.D. Tolerance = +/-0.012"

CRIMPLOK SLEEVES STEEL PLATED FOR 1-1/4" HOSE - SHORT

PART#	SIZE	CAMPBELL PART	SLEEVE ID"	SLEEVE LENGTH"	WALL THICKNESS	LIST PRICE
CSL-13113S-SP	1-1/4	SPS125152S	1.8125"	1.26"	0.06	---
CSL-13114S-SP	1-1/4	SPS125156S	1.8750"	1.26"	0.06	---

Project Information: For use with regular combination nipples (CNT-XXX-S/SP) and short shank fittings (PL-XXX-AD) I.D. Tolerance = +/-0.012"

CRIMPLOK SLEEVES PLATED

HOSE ACCESSORIES

CRIMPLOK SLEEVES STEEL PLATED FOR 1-1/2" HOSE

PART#	SIZE	CAMPBELL PART	SLEEVE ID"	SLEEVE LENGTH"	WALL THICKNESS	LIST PRICE
CSL-15112-SP	1-1/2	SPS150148	1.7500"	2.36"	0.06	---
CSL-15115-SP	1-1/2	SPS150160	1.9375"	2.36"	0.06	---
CSL-15200-SP	1-1/2	SPS150200	2.0000"	2.36"	0.06	---
CSL-15201-SP	1-1/2	SPS150204	2.0625"	2.36"	0.06	---
CSL-15202-SP	1-1/2	SPS150208	2.1250"	2.36"	0.06	---
CSL-15203-SP	1-1/2	SPS150212	2.1875"	2.36"	0.06	---
CSL-15204-SP	1-1/2	SPS150216	2.2500"	2.36"	0.06	---
CSL-15205-SP	1-1/2	SPS150220	2.3125"	2.36"	0.06	---
CSL-15206-SP	1-1/2	SPS150224	2.3750"	2.36"	0.06	---

Project Information: For use with cam and groove fitting (CGE/CGE-XXXCR-A1), CRIMPLOK crimp long combination nipples (CNL-XXXCR-SP) and CRIMPLOK (CNT/G-XXXCS-S/P) I.D. Tolerance = +/-0.012"

CRIMPLOK SLEEVES STEEL PLATED FOR 1-1/2" HOSE - SHORT

PART#	SIZE	CAMPBELL PART	SLEEVE ID"	SLEEVE LENGTH"	WALL THICKNESS	LIST PRICE
CSL-15202S-SP	1-1/2	SPS150208S	2.1250"	1.46"	0.06	---

Project Information: For use with regular combination nipples (CNT-XXX-S/SP) and short shank fittings (PL-XXX-AD) I.D. Tolerance = +/-0.012"

CRIMPLOK SLEEVES STEEL PLATED FOR 2" HOSE

PART#	SIZE	CAMPBELL PART	SLEEVE ID"	SLEEVE LENGTH"	WALL THICKNESS	LIST PRICE
CSL-20204-SP	2	SPS200216	2.2500"	2.79"	0.06	---
CSL-20206-SP	2	SPS200224	2.3750"	2.79"	0.06	---
CSL-20207-SP	2	SPS200228	2.4375"	2.79"	0.06	---
CSL-20208-SP	2	SPS200232	2.5000"	2.79"	0.06	---
CSL-20209-SP	2	SPS200236	2.5625"	2.79"	0.06	---
CSL-20210-SP	2	SPS200240	2.6250"	2.79"	0.06	---
CSL-20211-SP	2	SPS200244	2.6875"	2.79"	0.06	---
CSL-20212-SP	2	SPS200248	2.7500"	2.79"	0.06	---
CSL-20213-SP	2	SPS200252	2.8125"	2.79"	0.06	---
CSL-20214-SP	2	SPS200256	2.8750"	2.79"	0.06	---
CSL-20215-SP	2	SPS200260	2.9375"	2.79"	0.06	---
CSL-20300-SP	2	SPS200300	3.0000"	2.79"	0.06	---

Project Information: For use with cam and groove fitting (CGE/CGE-XXX-A1), CRIMPLOK crimp long combination nipples (CNL-XXXCR-SP) and CRIMPLOK (CNT/G-XXXCS-S/P) I.D. Tolerance = +/-0.012"

CRIMPLOK SLEEVES STEEL PLATED FOR 2" HOSE - SHORT

PART#	SIZE	CAMPBELL PART	SLEEVE ID"	SLEEVE LENGTH"	WALL THICKNESS	LIST PRICE
CSL-20206S-SP	2	SPS200224S	2.3750"	1.81"	0.06	---
CSL-20207S-SP	2	SPS200228S	2.4375"	1.81"	0.06	---
CSL-20209S-SP	2	SPS200236S	2.5625"	1.81"	0.06	---
CSL-20210S-SP	2	SPS200240S	2.6250"	1.81"	0.06	---
CSL-20211S-SP	2	SPS200244S	2.6875"	1.81"	0.06	---

Project Information: For use with regular combination nipples (CNT-XXX-S/SP) and short shank fittings (PL-XXX-AD) I.D. Tolerance = +/-0.012"

CRIMPLOK SLEEVES PLATED

HOSE ACCESSORIES



CRIMPLOK SLEEVES STEEL PLATED FOR 2-1/2" HOSE

PART#	SIZE	CAMPBELL PART	SLEEVE ID"	SLEEVE LENGTH"	WALL THICKNESS	LIST PRICE
CSL-25302-SP	2-1/2	SPS250308	3.1250"	3.11"	0.06	---
CSL-25306-SP	2-1/2	SPS250324	3.3750"	3.11"	0.06	---

Project Information: For use with cam and groove fitting (CGE/CGE-XXXCR-A1), CRIMPLOK crimp long combination nipples (CNL-XXXCR-SP) and CRIMPLOK (CNT/G-XXXCS-S/P) I.D. Tolerance = +/-0.012"

CRIMPLOK SLEEVES STEEL PLATED FOR 3" HOSE

PART#	SIZE	CAMPBELL PART	SLEEVE ID"	SLEEVE LENGTH"	WALL THICKNESS	LIST PRICE
CSL-30304-SP	3	SPS300316	3.2500"	3.94"	0.09	---
CSL-30306-SP	3	SPS300324	3.3750"	3.94"	0.09	---
CSL-30307-SP	3	SPS300328	3.4375"	3.94"	0.09	---
CSL-30308-SP	3	SPS300332	3.5000"	3.94"	0.09	---
CSL-30309-SP	3	SPS300336	3.5625"	3.94"	0.09	---
CSL-30310-SP	3	SPS300340	3.6250"	3.94"	0.09	---
CSL-30311-SP	3	SPS300344	3.6875"	3.94"	0.09	---
CSL-30312-SP	3	SPS300348	3.7500"	3.94"	0.09	---
CSL-30313-SP	3	SPS300352	3.8125"	3.94"	0.09	---
CSL-30314-SP	3	SPS300356	3.8750"	3.94"	0.09	---
CSL-30400-SP	3	SPS300400	4.000"	3.94"	0.09	---

Project Information: For use with cam and groove fitting (CGE/CGE-XXXCR-A1), CRIMPLOK crimp long combination nipples (CNL-XXXCR-SP) and CRIMPLOK (CNT/G-XXXCS-S/P) I.D. Tolerance = +/-0.012"

CRIMPLOK SLEEVES STEEL PLATED FOR 3" HOSE - SHORT

PART#	SIZE	CAMPBELL PART	SLEEVE ID"	SLEEVE LENGTH"	WALL THICKNESS	LIST PRICE
CSL-30306S-SP	3	SPS300324S	3.3750"	2.44"	0.09	---
CSL-30308S-SP	3	SPS300332S	3.5000"	2.44"	0.09	---
CSL-30309S-SP	3	SPS300336S	3.5625"	2.44"	0.09	---
CSL-30310S-SP	3	SPS300340S	3.6250"	2.44"	0.09	---
CSL-30311S-SP	3	SPS300344S	3.6875"	2.44"	0.09	---
CSL-30312S-SP	3	SPS300348S	3.7500"	2.44"	0.09	---
CSL-30313S-SP	3	SPS300352S	3.8125"	2.44"	0.09	---
CSL-30314S-SP	3	SPS300356S	3.8750"	2.44"	0.09	---

Project Information: For use with regular combination nipples (CNT-XXX-S/SP) and short shank fittings (PL-XXX-AD) I.D. Tolerance = +/-0.012"

CRIMPLOK SLEEVES PLATED

HOSE ACCESSORIES

CRIMPLOK SLEEVES STEEL PLATED FOR 4" HOSE

PART#	SIZE	CAMPBELL PART	SLEEVE ID"	SLEEVE LENGTH"	WALL THICKNESS	LIST PRICE
CSL-40406-SP	4	SPS400424	4.3750"	4.19"	0.09	---
CSL-40408-SP	4	SPS400432	4.5000"	4.19"	0.09	---
CSL-40409-SP	4	SPS400436	4.5625"	4.19"	0.09	---
CSL-40410-SP	4	SPS400440	4.6250"	4.19"	0.09	---
CSL-40411-SP	4	SPS400444	4.6875"	4.19"	0.09	---
CSL-40412-SP	4	SPS400448	4.7500"	4.19"	0.09	---
CSL-40413-SP	4	SPS400452	4.8125"	4.19"	0.09	---
CSL-40414-SP	4	SPS400456	4.8750"	4.19"	0.09	---
CSL-40415-SP	4	SPS400460	4.9375"	4.19"	0.09	---
CSL-40500-SP	4	SPS400500	5.0000"	4.19"	0.09	---

Project Information: For use with cam and groove fitting (CGE/CGE-XXXCR-A1), CRIMPLOK crimp long combination nipples (CNL-XXXCR-SP) and CRIMPLOK (CNT/G-XXXCS-S/P) I.D. Tolerance = +/-0.012"

CRIMPLOK SLEEVES STEEL PLATED FOR 4" HOSE - SHORT

PART#	SIZE	CAMPBELL PART	SLEEVE ID"	SLEEVE LENGTH"	WALL THICKNESS	LIST PRICE
CSL-40410S-SP	4	SPS400440S	4.6250"	3.31"	0.09	---
CSL-40411S-SP	4	SPS400444S	4.6875"	3.31"	0.09	---
CSL-40412S-SP	4	SPS400448S	4.7500"	3.31"	0.09	---
CSL-40413S-SP	4	SPS400452S	4.8125"	3.31"	0.09	---
CSL-40414S-SP	4	SPS400456S	4.9375"	3.31"	0.09	---
CSL-40500S-SP	4	SPS400500S	5.0000"	3.31"	0.09	---

Project Information: For use with regular combination nipples (CNT-XXX-S/SP) and short shank fittings (PL-XXX-AD) I.D. Tolerance = +/-0.012"

CRIMPLOK SLEEVES STEEL PLATED FOR 6" HOSE

PART#	SIZE	CAMPBELL PART	SLEEVE ID"	SLEEVE LENGTH"	WALL THICKNESS	LIST PRICE
CSL-60604-SP	6	SPS600616	6.2500"	5.67"	0.12	---
CSL-60606-SP	6	SPS600624	6.3750"	5.67"	0.12	---
CSL-60608-SP	6	SPS600632	6.5000"	5.67"	0.12	---
CSL-60610-SP	6	SPS600640	6.6250"	5.67"	0.12	---
CSL-60612-SP	6	SPS600648	6.7500"	5.67"	0.12	---
CSL-60614-SP	6	SPS600656	6.8750"	5.67"	0.12	---
CSL-60700-SP	6	SPS600700	7.0000"	5.67"	0.12	---
CSL-60702-SP	6	SPS600708	7.1250"	5.67"	0.12	---
CSL-60704-SP	6	SPS600716	7.2500"	5.67"	0.12	---

Project Information: For use with cam and groove fitting (CGE/CGE-XXXCR-A1), CRIMPLOK crimp long combination nipples (CNL-XXXCR-SP) and CRIMPLOK (CNT/G-XXXCS-S/P) I.D. Tolerance = +/-0.012"

CRIMPLOK SLEEVES STEEL PLATED FOR 8" HOSE

PART#	SIZE	CAMPBELL PART	SLEEVE ID"	SLEEVE LENGTH"	WALL THICKNESS	LIST PRICE
CSL-80812-SP	8	SPS800848	8.7500"	6.50"	0.12	---
CSL-80900-SP	8	SPS800900	9.0000"	6.50"	0.12	---
CSL-80904-SP	8	SPS800916	9.2500"	6.50"	0.12	---
CSL-80908-SP	8	SPS800932	9.5000"	6.50"	0.12	---

Project Information: For use with cam and groove fitting (CGE/CGE-XXXCR-A1), CRIMPLOK crimp long combination nipples (CNL-XXXCR-SP) and CRIMPLOK (CNT/G-XXXCS-S/P) I.D. Tolerance = +/-0.012"

CRIMPLOK SLEEVES STAINLESS

HOSE ACCESSORIES

CRIMPLOK SLEEVES STEEL PLATED FOR 10" HOSE

PART#	SIZE	CAMPBELL PART	SLEEVE ID"	SLEEVE LENGTH"	WALL THICKNESS	LIST PRICE
CSL-100108-SP	10	SPS100132	10.5000"	7.25"	0.12	---
CSL-100114-SP	10	SPS100156	10.8750"	7.25"	0.12	---

Project Information: For use with cam and groove fitting (CGE/CGE-XXXCR-A1), CRIMPLOK crimp long combination nipples (CNL-XXXCR-SP) and CRIMPLOK (CNT/G-XXXCS-S/P) I.D. Tolerance = +/-0.012"



CRIMPLOK SLEEVES STAINLESS 304 FOR 1/2" HOSE - SHORT

PART#	SIZE	CAMPBELL PART	SLEEVE ID"	SLEEVE LENGTH"	WALL THICKNESS	LIST PRICE
CSL-05100S-SS304	1/2	SSS050100S	1.000"	0.91"	0.06	---

Project Information: For use with regular combination nipples (CNT-XXX-SS/SS316) I.D. Tolerance = +/-0.012"

CRIMPLOK SLEEVES STAINLESS 304 FOR 3/4" HOSE

PART#	SIZE	CAMPBELL PART	SLEEVE ID"	SLEEVE LENGTH"	WALL THICKNESS	LIST PRICE
CSL-08104-SS304	3/4	SSS075116	1.2500"	2.14"	0.06	---

Project Information: For use with cam and groove fitting (CGE/CGE-XXX-SS1), CRIMPLOK crimp long combination nipples (CNL-XXXCR-SP) and CRIMPLOK (CNT/G-XXXCS-S/P) I.D. Tolerance = +/-0.012"

CRIMPLOK SLEEVES STAINLESS 304 FOR 3/4" HOSE - SHORT

PART#	SIZE	CAMPBELL PART	SLEEVE ID"	SLEEVE LENGTH"	WALL THICKNESS	LIST PRICE
CSL-08104S-SS304	3/4	SSS075116S	1.2500"	1.10"	0.06	---

Project Information: For use with regular combination nipples (CNT-XXX-SS/SS316) I.D. Tolerance = +/-0.012"

CRIMPLOK SLEEVES STAINLESS 304 FOR 1" HOSE

PART#	SIZE	CAMPBELL PART	SLEEVE ID"	SLEEVE LENGTH"	WALL THICKNESS	LIST PRICE
CSL-10108-SS304	1	SSS100132	1.5000"	2.29"	0.06	---
CSL-10110-SS304	1	SSS100140	1.6250"	2.29"	0.06	---
CSL-10112-SS304	1	SSS100148	1.7500"	2.29"	0.06	---

Project Information: For use with cam and groove fitting (CGE/CGE-XXX-SS1) I.D. Tolerance = +/-0.012"

CRIMPLOK SLEEVES STAINLESS 304 FOR 1" HOSE - SHORT

PART#	SIZE	CAMPBELL PART	SLEEVE ID"	SLEEVE LENGTH"	WALL THICKNESS	LIST PRICE
CSL-10109S-SS304	1	SSS100136S	1.5625"	1.26"	0.06	---
CSL-10110S-SS304	1	SSS100140S	1.6250"	1.26"	0.06	---

Project Information: For use with regular combination nipples (CNT-XXX-SS/SS316) I.D. Tolerance = +/-0.012"

CRIMPLOK SLEEVES STAINLESS

HOSE ACCESSORIES

CRIMPLOK SLEEVES STAINLESS 304 FOR 1-1/4" HOSE

PART#	SIZE	CAMPBELL PART	SLEEVE ID"	SLEEVE LENGTH"	WALL THICKNESS	LIST PRICE
CSL-13114-SS304	1-1/4	SSS125156	1.8750"	2.32"	0.06	---

Project Information: For use with cam and groove fitting (CGE/CGE-XXX-SS1) I.D. Tolerance = +/-0.012"**CRIMPLOK SLEEVES STAINLESS 304 FOR 1-1/4" HOSE - SHORT**

PART#	SIZE	CAMPBELL PART	SLEEVE ID"	SLEEVE LENGTH"	WALL THICKNESS	LIST PRICE
CSL-13113S-SS304	1-1/4	SSS125152S	1.8125"	1.26"	0.06	---

Project Information: For use with regular combination nipples (CNT-XXX-SS/SS316) I.D. Tolerance = +/-0.012"**CRIMPLOK SLEEVES STAINLESS 304 FOR 1-1/2" HOSE**

PART#	SIZE	CAMPBELL PART	SLEEVE ID"	SLEEVE LENGTH"	WALL THICKNESS	LIST PRICE
CSL-15201-SS304	1-1/2	SSS150204	2.0625"	2.36"	0.06	---

Project Information: For use with cam and groove fitting (CGE/CGE-XXX-SS1) I.D. Tolerance = +/-0.012"**CRIMPLOK SLEEVES STAINLESS 304 FOR 2" HOSE**

PART#	SIZE	CAMPBELL PART	SLEEVE ID"	SLEEVE LENGTH"	WALL THICKNESS	LIST PRICE
CSL-20206-SS304	2	SSS200224	2.3750"	2.79"	0.06	---
CSL-20207-SS304	2	SSS200228	2.4375"	2.79"	0.06	---
CSL-20208-SS304	2	SSS200232	2.5000"	2.79"	0.06	---
CSL-20209-SS304	2	SSS200236	2.5625"	2.79"	0.06	---
CSL-20210-SS304	2	SSS200240	2.6250"	2.79"	0.06	---
CSL-20211-SS304	2	SSS200244	2.6875"	2.79"	0.06	---
CSL-20212-SS304	2	SSS200248	2.7500"	2.79"	0.06	---
CSL-20214-SS304	2	SSS200256	2.8750"	2.79"	0.06	---

Project Information: For use with cam and groove fitting (CGE/CGE-XXX-SS1) I.D. Tolerance = +/-0.012"**CRIMPLOK SLEEVES STAINLESS 304 FOR 3" HOSE**

PART#	SIZE	CAMPBELL PART	SLEEVE ID"	SLEEVE LENGTH"	WALL THICKNESS	LIST PRICE
CSL-30309-SS304	3	SSS300336	3.5625"	3.94"	0.10	---
CSL-30310-SS304	3	SSS300340	3.6250"	3.94"	0.10	---
CSL-30311-SS304	3	SSS300344	3.6875"	3.94"	0.10	---
CSL-30312-SS304	3	SSS300348	3.7500"	3.94"	0.10	---
CSL-30313-SS304	3	SSS300352	3.8125"	3.94"	0.10	---
CSL-30314-SS304	3	SSS300356	3.8750"	3.94"	0.10	---

Project Information: For use with cam and groove fitting (CGE/CGE-XXX-SS1) I.D. Tolerance = +/-0.012"

HOSE CLAMPS



	<p>WORM GEAR</p>		<p>QUICK RELEASE</p>
	<p>MEGA & MAXI T-BOLT CLAMPS</p>		<p>SPRING LOADED T-BOLT</p>
	<p>CONSTANT TORQUE & V-BAND</p>		<p>DOUBLE BOLT CLAMP</p>
	<p>SPIRAL CLAMP MAXI CLAMP</p>		<p>MUFFLER & EXHAUST</p>
	<p>1 EAR, 2 EAR, GAPLESS</p>		<p>HAMMERLOCK & PUNCH-LOK</p>
	<p>TOOLS</p>		<p>NON-PERFORATED OR LINED BAND MARINE CLAMPS</p>
	<p>RUBBER LINED</p>		<p>HOSE FERRULES</p>

300 & 600 WORM GEAR CLAMPS

HOSE CLAMPS

WORM GEAR CLAMPS**MINIATURE CLAMPS - 5/16" BAND**

Stainless Steel band with Carbon Steel Housing and Screw

300 Series

- 1/4" Hex Slotted Carbon Steel Screw
- 5/16" Wide 301 Stainless Steel Band
- Carbon Steel Housing

Applications: For marine, agricultural, industrial and automotive uses. Corrosion resistance varies with stainless components.

Mechanically interlocked, 3 piece construction for service sealing pressure without spot welding.

5/16" band, 1/4" screw

PART #	DIA. RANGE		BOX/CASE	LIST PRICE
	MIN.	MAX.		
3000004	7/32"	5/8"	200/2400	---
3000005	7/16"	11/16"	200/2400	---
3000006	5/16"	7/8"	200/2400	---
3000008	7/16"	1"	200/1200	---
3000010	1/2"	1-1/16"	200/1200	---
3000012	9/16"	1-1/4"	200/1200	---
3000016	11/16"	1-1/2"	200/1200	---
3000020	7/8"	1-3/4"	200/1200	---

1/2" BAND CLAMPS

Stainless Steel band with Carbon Steel Housing and Screw

1/2" band, 5/16" screw

600 Series

- 5/16" Hex Slotted Carbon Steel Screw
- 1/2" Wide 201 Stainless Steel Band
- Carbon Steel Housing

Applications: A general purpose clamp for automobiles, plumbing, home and garden general clamping applications, with anti-corrosive properties varying with the number of components made from stainless steel.

- No PSI Rating
- 50lb/ Inch Torque Rating Die Set Function

PART #	#	DIA. RANGE		BAG/CASE	LIST PRICE
		MIN.	MAX.		
600006	6	3/8"	7/8"	100/600	---
600008	8	7/16"	1"	100/600	---
600010	10	9/16"	1-1/16"	100/600	---
600012	12	9/16"	1-1/4"	100/600	---
600016	16	11/16"	1-1/2"	100/600	---
600020	20	3/4"	1-3/4"	100/300	---
600024	24	1-1/16"	2"	100/300	---
600028	28	1-5/16"	2-1/4"	100/300	---
600032	32	1-9/16"	2-1/2"	100/300	---
600036	36	1-13/16"	2-3/4"	50/200	---
600040	40	2-1/16"	3"	50/200	---
600044	44	2-5/16"	3-1/4"	50/200	---
600048	48	2-9/16"	3-1/2"	50/200	---
600052	52	2-13/16"	3-3/4"	25/100	---
600056	56	3-1/16"	4"	25/100	---
600060	60	3-5/16"	4-1/4"	25/100	---
600064	64	2-1/2"	4-1/2"	25/100	---
600072	72	3"	5"	25/100	---
600080	80	3-1/2"	5-1/2"	10/100	---
600088	88	4"	6"	10/100	---
600096	96	4-1/2"	6-1/2"	10/100	---
600104	104	5"	7"	10/100	---

WARNING: This product can expose you to chemicals, including Chromium, which are known to the State of California to cause cancer and birth defects or other reproductive harm. For more information, visit www.P65Warnings.ca.gov



325 & 611 WORM GEAR CLAMPS

HOSE CLAMPS

MINIATURE CLAMPS - 5/16" BAND



325 Series

- 1/4" Hex Slotted Carbon Steel Screw
- 5/16" Wide 301 Stainless Steel Band
- 301 Stainless Steel Housing

Applications: For agricultural, industrial and automotive uses. Corrosion resistance varies with stainless components.

Mechanically interlocked, 3 piece construction for service sealing pressure without spot welding.

Stainless Steel band and housing with Carbon Steel Screw

5/16" band, 1/4" screw

PART #	DIA. RANGE		BOX/CASE	LIST PRICE
	MIN.	MAX.		
325004	7/32"	5/8"	200/2400	---
325005	7/16"	11/16"	200/2400	---
325006	5/16"	7/8"	200/2400	---
325008	7/16"	1"	200/1200	---
325010	1/2"	1-1/16"	200/1200	---
325012	9/16"	1-1/4"	200/1200	---
325016	11/16"	1-1/2"	200/1200	---
325020	7/8"	1-3/4"	200/1200	---

1/2" BAND CLAMPS



611 Series

- 5/16" Hex Slotted Carbon Steel Screw
- 1/2" Wide 201 Stainless Steel Band
- 301 Stainless Steel Housing

Applications: The perfect clamp for automobiles, plumbing, home and garden general clamping applications, with anti-corrosive properties varying with the number of components made from stainless steel.

- No PSI Rating
- 50lb/ Inch Torque Rating Die Set Function

Stainless Steel band and housing with Carbon Steel Screw

1/2" band, 5/16" screw

PART #	#	DIA. RANGE		BAG/CASE	LIST PRICE
		MIN.	MAX.		
611006	6	3/8"	7/8"	100/600	---
611008	8	7/16"	1"	100/600	---
611010	10	9/16"	1-1/16"	100/600	---
611012	12	9/16"	1-1/4"	100/600	---
611016	16	11/16"	1-1/2"	100/600	---
611020	20	3/4"	1-3/4"	100/300	---
611024	24	1-1/16"	2"	100/300	---
611028	28	1-5/16"	2-1/4"	100/300	---
611032	32	1-9/16"	2-1/2"	100/300	---
611036	36	1-13/16"	2-3/4"	50/200	---
611040	40	2-1/16"	3"	50/200	---
611044	44	2-5/16"	3-1/4"	50/200	---
611048	48	2-9/16"	3-1/2"	50/200	---
611052	52	2-13/16"	3-3/4"	25/100	---
611056	56	3-1/16"	4"	25/100	---
611060	60	3-5/16"	4-1/4"	25/100	---
611064	64	2-1/2"	4-1/2"	25/100	---
611072	72	3"	5"	25/100	---
611080	80	3-1/2"	5-1/2"	10/100	---
611088	88	4"	6"	10/100	---
611096	96	4-1/2"	6-1/2"	10/100	---
611104	104	5"	7"	10/100	---
611116	116	5-3/4"	7-3/4"	100/100	---
611128	128	6-1/2"	8-1/2"	100/100	---
611152	152	2"	10"	100/100	---
611164	164	1-3/4"	10-3/4"	100/100	---
611176	176	9-1/4"	11-1/4"	100/100	---
611188	188	2-1/16"	12-1/4"	100/100	---
611200	200	11"	13"	100/100	---
611212	212	11-3/4"	13-3/4"	100/100	---
611224	224	12-1/2"	14-1/2"	100/100	---
611248	248	10-3/4"	16"	100/100	---
611270	270	15-3/8"	17-3/8"	100/100	---
611312	312	18"	20"	100/100	---
611332	332	19-1/8"	21-1/4"	100/100	---
611390	390	22-7/8"	24-7/8"	100/100	---

350 & 620 WORM GEAR CLAMPS

HOSE CLAMPS

MINIATURE CLAMPS - 5/16" BAND



350 Series

- 1/4" Hex Slotted 410 Stainless Steel Screw
- 5/16" Wide 301 Stainless Steel Band
- 301 stainless Steel Housing
- 6mm thick

All Stainless Steel
5/16" band, 1/4" screw

PART #	DIA. RANGE		BOX/CASE	LIST PRICE
	MIN.	MAX.		
350004	7/32"	5/8"	200/2400	---
350005	7/16"	11/16"	200/2400	---
350006	5/16"	7/8"	200/2400	---
350008	7/16"	1"	200/1200	---
350010	1/2"	1-1/16"	200/1200	---
350012	9/16"	1-1/4"	200/1200	---
350016	11/16"	1-1/2"	200/1200	---
350020	7/8"	1-3/4"	200/1200	---

Applications: For agricultural, industrial and automotive uses. Corrosion resistance varies with stainless components.

Mechanically interlocked, 3 piece construction for service sealing pressure without spot welding.

1/2" WIDE BAND CLAMPS (12.70MM)



620 Series

- 5/16" Hex Slotted 305 Stainless Steel Screw
- 1/2" Wide 301 Stainless Steel Band
- 301 Stainless Steel Housing
- 60mm Thickness
- Use for underground and other high corrosive applications.
- For a sure grip application.
- Especially suited to industrial applications

All Stainless Steel
1/2" band, 5/16" screw

PART #	#	DIA. RANGE		BOX/CASE	LIST PRICE
		MIN.	MAX.		
620006	6	3/8"	7/8"	100/600	---
620008	8	7/16"	1"	100/600	---
620010	10	9/16"	1-1/16"	100/600	---
620012	12	9/16"	1-1/4"	100/600	---
620016	16	11/16"	1-1/2"	100/600	---
620020	20	3/4"	1-3/4"	100/300	---
620024	24	1-1/16"	2"	100/300	---
620028	28	1-5/16"	2-1/4"	100/300	---
620032	32	1-9/16"	2-1/2"	100/300	---
620036	36	1-13/16"	2-3/4"	50/200	---
620040	40	2-1/16"	3"	50/200	---
620044	44	2-5/16"	3-1/4"	50/200	---
620048	48	2-9/16"	3-1/2"	50/200	---
620052	52	2-13/16"	3-3/4"	25/100	---
620056	56	3-1/16"	4"	25/100	---
620060	60	3-5/16"	4-1/4"	25/100	---
620064	64	2-1/2"	4-1/2"	25/100	---
620072	72	3"	5"	25/100	---
620080	80	3-1/2"	5-1/2"	10/100	---
620088	88	4"	6"	10/100	---
620096	96	4-1/2"	6-1/2"	10/100	---
620104	104	5"	7"	10/100	---
620116	116	5-3/4"	7-3/4"	100/100	---
620128	128	6-1/2"	8-1/2"	100/100	---
620152	152	2"	10"	100/100	---
620164	164	1-3/4"	10-3/4"	100/100	---
620176	176	9-1/4"	11-1/4"	100/100	---
620188	188	9.9"	12-1/4"	100/100	---
620200	200	11"	13"	100/100	---
620212	212	11-3/4"	13-3/4"	100/100	---
620224	224	12-1/2"	14-1/2"	100/100	---
620248	248	10-3/4"	16"	100/100	---
620270	270	15-3/8"	17-3/8"	100/100	---
620312	312	18"	20"	100/100	---
620332	332	19-1/8"	21-1/4"	100/100	---
620390	390	22-7/8"	24-7/8"	100/100	---

WARNING: This product can expose you to chemicals, including Chromium, which are known to the State of California to cause cancer and birth defects or other reproductive harm. For more information, visit www.P65Warnings.ca.gov

#316 MARINE WORM GEAR CLAMPS

HOSE CLAMPS

MINIATURE CLAMPS - 5/16" BAND

All #316 SS for Marine Environments

5/16" band, 1/4" screw



PART #	DIA. RANGE		BOX/CASE	LIST PRICE
	MIN.	MAX.		
350004SS	7/32"	5/8"	200/2400	---
350005SS	7/16"	11/16"	200/2400	---
350006SS	5/16"	7/8"	200/2400	---
350008SS	7/16"	1"	200/1200	---
350010SS	1/2"	1-1/16"	200/1200	---
350012SS	9/16"	1-1/4"	200/1200	---
350016SS	11/16"	1-1/2"	200/1200	---
350020SS	7/8"	1-3/4"	200/1200	---

350SS Series

- 1/4" Hex Slotted 316 Stainless Steel Screw
- 316 Stainless Steel Band
- 8mm wide
- 60 mm thick
- 316 stainless Steel Housing

Applications: For marine, agricultural, industrial and automotive uses. Corrosion resistance varies with stainless components.

Mechanically interlocked, 3 piece construction for service sealing pressure without spot welding.

1/2" WIDE BAND CLAMPS (12.70MM)

All #316 SS for Marine Environments

1/2" band, 5/16" screw



ALL 316SS PART #	#	DIA. RANGE		BOX/CASE	LIST PRICE
		MIN.	MAX.		
620006SS	6	3/8"	7/8"	100/600	---
620008SS	8	7/16"	1"	100/600	---
620010SS	10	9/16"	1-1/16"	100/600	---
620012SS	12	9/16"	1-1/4"	100/600	---
620016SS	16	11/16"	1-1/2"	100/600	---
620020SS	20	3/4"	1-3/4"	100/300	---
620024SS	24	1-1/16"	2"	100/300	---
620028SS	28	1-5/16"	2-1/4"	100/300	---
620032SS	32	1-9/16"	2-1/2"	100/300	---
620036SS	36	1-13/16"	2-3/4"	50/200	---
620040SS	40	2-1/16"	3"	50/200	---
620044SS	44	2-5/16"	3-1/4"	50/200	---
620048SS	48	2-9/16"	3-1/2"	50/200	---
620052SS	52	2-13/16"	3-3/4"	25/100	---
620056SS	56	3-1/16"	4"	25/100	---
620060SS	60	3-5/16"	4-1/4"	25/100	---
620064SS	64	2-1/2"	4-1/2"	25/100	---
620072SS	72	3"	5"	25/100	---

620SS Series

- 5/16" Hex Slotted 316 Stainless Steel Screw
- 1/2" Wide 316 Stainless Steel Band
- 316 Stainless Steel Housing
- 60mm Thickness
- Use for marine, underground and other high corrosive applications.


QUICK RELEASE

HOSE CLAMPS

QUICK RELEASE**500/550 SERIES**

These clamps feature a unique quick release design between the one piece housing and band allowing for quick and easy installation in restricted or difficult areas.

Applications: Quick release action permits easy installation in applications where clamp must be opened to be applied. Quick release clamps are used extensively in the telecommunications industry on cable enclosures where open air application demands durability.



Open/Close design allows easy installation.

**500 Series**

- 5/16" Hex Slotted Carbon Steel Screw
- 1/2" 301 Stainless Steel band
- 301 Stainless Steel Housing
- 410 Stainless Steel Bridge

550 Series

- 5/16" Hex Slotted 410 Stainless Steel Screw
- 1/2" 301 Stainless Steel band
- 301 Stainless Steel Housing
- 410 Stainless Steel Bridge

PART #	LIST PRICE	#	DIA. RANGE		PART #	LIST PRICE
			MIN.	MAX.		
500012	---	12	1/2"	1-1/4"	550012	---
500020	---	20	3/4"	1-3/4"	550020	---
500028	---	28	1"	2-1/4"	550028	---
500036	---	36	1"	2-3/4"	550036	---
500048	---	48	1-1/2"	3-1/2"	550048	---
500056	---	56	1"	4"	550056	---
500072	---	72	2"	5"	550072	---
500088	---	88	2-1/16"	6"	550088	---
500104	---	104	1-3/4"	7"	550104	---
500128	---	128	1-3/4"	8-9/16"	550128	---
500152	---	152	2"	10"	550152	---
500188	---	188	2-1/16"	12-5/16"	550188	---
500216	---	216	10-3/16"	14"	550216	---
500248	---	248	10-3/4"	16"	550248	---
500280	---	280	14-1/4"	18"	550280	---
		312	14"	20"	550312	---

WARNING: This product can expose you to chemicals, including Chromium, which are known to the State of California to cause cancer and birth defects or other reproductive harm. For more information, visit www.P65Warnings.ca.gov

T-BOLT CLAMPS

HOSE CLAMPS

T-Bolt Clamps

- All designs meet SAE J1508 specifications.
- .025" Band Thickness
- 3/4" Wide Band
- Band Material: 301 Series Stainless Steel
- Bolt Material: 304 Series Stainless Steel
- Nut Material: 304 Series Stainless Steel
- Nuts are Self-locking
- Torque Rating 75 in/lb

Opens 1/16" above and tightens 1/8" smaller

then nominal I.D. for a total of 3/16" range for clamps sizes 150 through 250. Opens 1/16" above and tightens 7/32" smaller then nominal I.D. for clamps sizes 256 through 750.



Purpose: To provide a quick, yet effective means of clamping a variety of fittings to a wide range of hose. T-Bolts can be applied with a standard 7/16" socket wrench. They provide 3600 sealing surface by using a shoe or formed bridge.

Services: The T-Bolt clamp is a high strength, reliable clamp with numerous applications in both the commercial and industrial markets including hose and ductwork connections for air, oil, water, other types of low pressure fluid lines, engine air intake, exhaust, hose and filters.

ALL STAINLESS STEEL

NOMINAL SIZE	O.D. RANGE		PART#	LIST PRICE
	FROM:	TO:		
1-1/4	1-5/32"	1-15/32"	840131	---
1-1/2	1-3/8"	1-9/16"	840150	---
1-3/4	1-5/8"	1-13/16"	840175	---
1-7/8	1-3/4"	1-15/16"	840188	---
2	1-7/8"	2-1/16"	840200	---
2-1/4	2-1/8"	2-5/16"	840225	---
2-3/8	2-1/4"	2-7/16"	840238	---
2-1/2	2-3/8"	2-9/16"	840250	---
2-9/16	2-11/32"	2-5/8"	840256	---
2-5/8	2-13/32"	2-11/16"	840263	---
2-3/4	2-17/32"	2-13/16"	840275	---
2-7/8	2-21/32"	2-15/16"	840288	---
3	2-25/32"	3-1/16"	840300	---
3-1/8	2-29/32"	3-3/16"	840312	---
3-1/4	3-1/32"	3-5/16"	840325	---
3-1/2	3-9/32"	3-9/16"	840350	---
3-3/4	3-17/32"	3-13/16"	840375	---
3-53/64	3-19/32"	3-7/8"	840382	---
4	3-25/32"	4-1/16"	840400	---
4-1/4	4-1/32"	4-5/16"	840425	---
4-1/2	4-9/32"	4-9/16"	840450	---
4-3/4	4-17/32"	4-13/16"	840475	---
5	4-25/32"	5-1/16"	840500	---
5-1/4	5-1/32"	5-5/16"	840525	---
5-1/2	5-9/32"	5-9/16"	840550	---
5-3/4	5-17/32"	5-13/16"	840575	---
6	5-25/32"	6-1/16"	840600	---
6-1/4	6-1/32"	6-5/16"	840625	---
6-1/2	6-9/32"	6-9/16"	840650	---
6-3/4	6-17/32"	6-13/16"	840675	---
7	6-25/32"	7-1/16"	840700	---
7-1/2	7-9/32"	7-9/16"	840750	---
8	7-25/32"	8-1/16"	840800	---
8-1/4	8-9/32"	8-9/16"	840850	---
8-7/8	8-21/32"	8-15/16"	840888	---
10-7/8	10-21/32"	10-15/16"	8401088	---

WARNING: This product can expose you to chemicals, including Chromium, which are known to the State of California to cause cancer and birth defects or other reproductive harm. For more information, visit www.P65Warnings.ca.gov

CLAMPS

HOSE CLAMPS

HOSE CLAMPS

mega clamps

Rugged heavy duty wide band clamps for use in medium duty air and water, general industrial, automotive, food and agricultural applications.

MEGAKLAMP

IMPORT

Megaklamp Series

Clamp sizes for hose O.D. from 17 mm to 252 mm

Yellow zinc plated steel Band/Bridge/Trunnion/Sleeve/Bolt

Band gauge from 0.6 mm to 1.7 mm depending upon clamp size

Band width from 18 mm to 26 mm depending upon clamp size

Bolt size from 5 mm to 10 mm depending upon clamp size

PART #	SIZE MM	DECIMAL MIN"	DECIMAL MAX"	WIDTH	LIST PRICE
MKL-019-SP	17-19	0.67	0.75	1.02	---
MKL-022-SP	20-22	0.79	0.87	1.02	---
MKL-025-SP	23-25	0.87	0.98	1.02	---
MKL-028-SP	26-28	1.02	1.10	1.02	---
MKL-031-SP	29-31	1.14	1.22	1.02	---
MKL-035-SP	32-35	1.26	1.38	1.02	---
MKL-039-SP	36-39	1.42	1.54	1.02	---
MKL-043-SP	40-43	1.57	1.69	0.87	---
MKL-047-SP	44-47	1.73	1.85	0.87	---
MKL-051-SP	48-51	1.89	2.01	0.87	---
MKL-055-SP	52-55	2.05	2.17	0.87	---
MKL-059-SP	56-59	2.20	2.32	0.87	---
MKL-063-SP	60-63	2.36	2.48	0.87	---
MKL-067-SP	64-67	2.52	2.64	0.94	---
MKL-073-SP	68-73	2.68	2.87	0.94	---
MKL-079-SP	74-79	2.91	3.11	0.94	---
MKL-085-SP	80-85	3.15	3.35	0.94	---
MKL-091-SP	86-91	3.39	3.58	0.94	---
MKL-097-SP	92-97	3.62	3.82	0.94	---
MKL-103-SP	98-103	3.86	4.06	0.94	---
MKL-112-SP	104-112	4.09	4.41	0.94	---
MKL-121-SP	113-121	4.45	4.76	0.94	---
MKL-130-SP	122-130	4.80	5.12	0.94	---
MKL-139-SP	131-139	5.16	5.47	1.02	---
MKL-148-SP	140-148	5.51	5.83	1.02	---
MKL-161-SP	149-161	5.87	6.34	1.02	---
MKL-174-SP	162-174	6.38	6.85	1.02	---
MKL-187-SP	175-187	6.89	7.36	1.02	---
MKL-200-SP	188-200	7.40	7.87	1.02	---
MKL-213-SP	201-213	7.91	8.39	1.02	---
MKL-226-SP	214-226	8.43	8.90	1.02	---
MKL-239-SP	227-239	8.94	9.41	1.02	---

M6 MAXI CLAMP LIGHT

IMPORT

M6 Maxiclamp Series

Clamp sizes for hose O.D. from 23 mm to 43 mm

Silver (clear) zinc plated steel Band/Bridge/Trunnion/Sleeve/Bolt

Band gauge from 0.6 mm to 0.8 mm depending upon clamp size

Band width from 18 mm to 20 mm depending upon clamp size

Bolt size from 5 mm to 6 mm depending upon clamp size

PART #	SIZE MM	DECIMAL MIN"	DECIMAL MAX"	WIDTH	LIST PRICE
M6-23	23-25	0.87	1.01	0.71	---
M6-26	26-28	1.02	1.13	0.71	---
M6-29	29-31	1.14	1.25	0.79	---
M6-32	32-35	1.26	1.41	0.79	---
M6-36	36-39	1.42	1.56	0.79	---
M6-40	40-43	1.57	1.72	0.79	---

M6 STAINLESS MAXI CLAMP LIGHT

PART #	SIZE MM	DECIMAL MIN"	DECIMAL MAX"	WIDTH	LIST PRICE
M6S-23	23-25	0.87	1.01	0.71	---
M6S-26	26-28	1.02	1.13	0.71	---
M6S-29	29-31	1.14	1.25	0.79	---
M6S-32	32-35	1.26	1.41	0.79	---
M6S-36	36-39	1.42	1.56	0.79	---
M6S-40	40-43	1.57	1.72	0.79	---

WARNING: This product can expose you to chemicals, including Chromium, which are known to the State of California to cause cancer and birth defects or other reproductive harm. For more information, visit www.P65Warnings.ca.gov



HOSE CLAMPS

HOSE CLAMPS

M8 MAXI CLAMP STANDARD

IMPORT



M8 Maxiclamp Series

Clamp sizes for hose O.D. from 44 mm to 130 mm

Silver (clear) zinc plated steel Band/Bridge/Trunnion/Sleeve

8 mm silver zinc plated bolt

Band gauge from 1.2 mm to 1.5 mm depending upon clamp size

Band width from 22 mm to 24 mm depending upon clamp size

PART #	SIZE MM	DECIMAL MIN"	DECIMAL MAX"	WIDTH	LIST PRICE
M8-44	44-47	1.73	1.88	0.87	---
M8-48	48-51	1.89	2.04	0.87	---
M8-52	52-55	2.05	2.17	0.87	---
M8-56	56-59	2.20	2.35	0.87	---
M8-60	60-63	2.36	2.51	0.87	---
M8-64	64-67	2.52	2.67	0.87	---
M8-68	68-73	2.68	2.90	0.94	---
M8-74	74-79	2.91	3.14	0.94	---
M8-80	80-85	3.15	3.38	0.94	---
M8-86	86-91	3.39	3.61	0.94	---
M8-92	92-97	3.62	3.85	0.94	---
M8-98	98-103	3.86	4.08	0.94	---
M8-104	104-112	4.09	4.44	0.94	---
M8-113	113-121	4.45	4.79	0.94	---
M8-122	122-130	4.80	5.15	0.94	---

M8 MAXI CLAMP STANDARD

IMPORT



M8S Maxiclamp Series

Clamp sizes for hose O.D. from 44 mm to 130 mm

301 Stainless steel Band/Bridge/Trunnion/Sleeve

8 mm A2-70 Stainless steel bolt

0.8 mm thick band

Band width from 22 mm to 24 mm depending upon clamp size

PART #	SIZE MM	DECIMAL MIN"	DECIMAL MAX"	WIDTH	LIST PRICE
M8S-44	44-47	1.73	1.88	0.87	---
M8S-48	48-51	1.89	2.04	0.87	---
M8S-52	52-55	2.05	2.17	0.87	---
M8S-56	56-59	2.20	2.35	0.87	---
M8S-60	60-63	2.36	2.51	0.87	---
M8S-64	64-67	2.52	2.67	0.87	---
M8S-68	68-73	2.68	2.90	0.94	---
M8S-74	74-79	2.91	3.14	0.94	---
M8S-80	80-85	3.15	3.38	0.94	---
M8S-86	86-91	3.39	3.61	0.94	---
M8S-92	92-97	3.62	3.85	0.94	---
M8S-98	98-103	3.86	4.08	0.94	---
M8S-104	104-112	4.09	4.44	0.94	---
M8S-113	113-121	4.45	4.79	0.94	---
M8S-122	122-130	4.80	5.15	0.94	---
M8S-131	131-139	5.16	5.50	1.02	---
M8S-140	140-148	5.51	5.86	1.02	---
M8S-149	149-161	5.87	6.37	1.02	---
M8S-162	162-174	6.38	6.88	1.02	---

M10 MAXI CLAMP HEAVY

IMPORT



M10S Maxiclamp Series

Select sizes available

301 Stainless steel Band/Bridge/Trunnion/Sleeve

10 mm A2-70 Stainless steel bolt

1.7 mm thick x 26 mm wide band

PART #	SIZE MM	DECIMAL MIN"	DECIMAL MAX"	WIDTH	LIST PRICE
M10-131	131-139	5.16	5.50	1.02	---
M10-140	140-148	5.51	5.86	1.02	---
M10-149	149-161	5.87	6.37	1.02	---
M10-162	162-174	6.38	6.88	1.02	---
M10-175	175-187	6.89	7.39	1.02	---
M10-188	188-200	7.40	7.86	1.02	---
M10-201	201-213	7.91	8.42	1.02	---
M10-214	214-226	8.43	8.90	1.02	---
M10-227	227-239	8.94	9.44	1.02	---
M10-240	240-252	9.45	9.92	1.02	---

SPRING LOADED T-BOLT

HOSE CLAMPS

SPRING LOADED T-BOLT HOSE CLAMP

- Per SAE standard J1508
Type "SLTB"
- .025 Band Thickness
- 3/4 (19mm) band width
- Heavy duty springs
- Band Material: 300 stainless
- T-bolt: Carbon steel w/ zinc plating
- Housing (Bridge): 300 Stainless
- Hex nut: Carbon Steel, Nylon insert
- Torque rating: 150 in-lbs (8.5 mm)



Purpose: To provide constant tension performance to compensate for the expansion and contraction when temperatures fluctuate. Provides high strength and a 360° seal. Tighten with a 7/16" wrench or hex nutdriver.

Services: Designed for use in high vibration and large diameter applications common in heavy trucks, industrial machinery, off road equipment, agricultural irrigation and machinery, for air intake and coolant adapter

PART #	SAE #	MIN - MAX	WGT	BOX QTY	LIST PRICE
844213	40	2.13 - 2.44	0.170	100	---
844225	44	2.25 - 2.56	0.174	100	---
844238	48	2.38 - 2.69	0.179	100	---
844250	52	2.50 - 2.81	0.181	100	---
844263	56	2.63 - 2.94	0.183	100	---
844275	60	2.75 - 3.06	0.185	100	---
844300	68	3 - 3.31	0.187	100	---
844306	70	3.06 - 3.38	0.190	100	---
844313	72	3.13 - 3.44	0.192	100	---
844325	76	3.25 - 3.56	0.194	100	---
844338	80	3.38 - 3.69	0.196	100	---
844350	84	3.50 - 3.81	0.196	100	---
844356	86	3.56 - 3.88	0.196	100	---
844363	88	3.63 - 3.94	0.198	100	---
844375	92	3.75 - 4.06	0.198	100	---
844406	102	4.06 - 4.38	0.203	100	---
844413	104	4.13 - 4.44	0.209	100	---
844425	108	4.25 - 4.56	0.214	100	---
844456	118	4.56 - 4.88	0.216	100	---
844500	132	5 - 5.31	0.218	100	---
844525	140	5.25 - 5.56	0.220	100	---
844600	164	6 - 6.31	0.223	100	---
844625	172	6.25 - 6.56	0.225	100	---

Automatically adjust diameter for hose expansion and contraction due to temperature changes.

Constant Torque Hose Clamps

- All designs meet SAE J1508 specifications type "SLHD"
- .028 Band thickness
- Band material: 304 thickness
- Band width: 9/16" for 45in-lb
5/8" for 90in-lb
- Band material: 304 stainless
- Housing: 304 stainless steel
- Bridge: 410 stainless steel
- Hex screw: 410 stainless steel



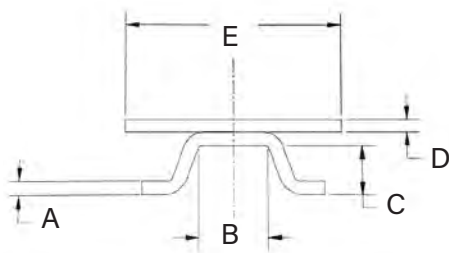
Purpose: To eliminate leaks by automatically increasing or decreasing the clamps diameter, decreasing the need for retightening. Constant torque clamps have an extended tail on the band to protect soft hose or tube from being cut.

Services: Constant torque clamps are an excellent choice for fluctuating and extreme temperature applications and thermal compensation.

PART #	CLAMPING RANGE	BAND WIDTH	TORQUE	SCREW SIZE	WGT	BOX QTY	LIST PRICE
842010	9/16" - 1 1/16"	9/16"	72 in-lb	5/16"	0.106	100	---
842012	11/16" - 1 1/4"	9/16"	72 in-lb	5/16"	0.108	100	---
842016	13/16" - 1 1/2"	9/16"	72 in-lb	5/16"	0.112	100	---
842020	13/16" - 1 3/4"	9/16"	72 in-lb	5/16"	0.119	100	---
842024	1 1/16" - 2"	9/16"	72 in-lb	5/16"	0.121	100	---
842200	1 1/4" - 2 1/8"	5/8"	130 in-lb High	3/8"	0.207	100	---
842250	1 3/4" - 2 5/8"	5/8"	130 in-lb High	3/8"	0.216	100	---
842300	2 1/4" - 3 1/8"	5/8"	130 in-lb High	3/8"	0.220	100	---
842350	2 3/4" - 3 5/8"	5/8"	130 in-lb High	3/8"	0.225	100	---
842400	3 1/4" - 4 1/8"	5/8"	130 in-lb High	3/8"	0.231	100	---
842450	3 3/4" - 4 5/8"	5/8"	130 in-lb High	3/8"	0.238	100	---
842500	4 1/4" - 5 1/8"	5/8"	130 in-lb High	3/8"	0.256	100	---
842550	4-3/4"-5-5/8"	5/8"	130 in-lb High	3/8"	0.284	100	---

V-BAND HOSE CLAMPS

- Band thickness: see chart
- Band width: see chart
- Band material: 300 stainless
- Trunnion: 300 stainless
- 1/4" T-bolt: 300 Ziac plated steel



Purpose: to provide a fast, secure coupling for connecting flanged joints.

Services: V-Band clamps feature high strength and positive sealing integrity for applications including: heavy duty diesel engine exhaust and turbochargers, filter housings, emissions and general industrial applications.

PART#	NOMINAL DIAMETER	V-INSERT SECTIONS			BANDS		WGT	BOX QTY	LIST PRICE
		A	B	C	D	E			
843321	3.21	0.050	0.262	0.141	0.035	0.750	0.525	100	---
843382	3.82	0.077	0.207	0.281	0.040	0.875	0.531	100	---
843388	3.88	0.050	0.400	0.281	0.040	0.875	0.536	100	---
843450	4.50	0.077	0.207	0.281	0.040	0.875	0.547	100	---
843461	4.61	0.050	0.156	0.281	0.035	0.750	0.549	100	---
843475	4.75	0.050	0.400	0.281	0.040	0.875	0.553	100	---
843525	5.25	0.050	0.262	0.141	0.035	0.750	0.567	100	---
843588	5.88	0.050	0.400	0.281	0.040	0.875	0.575	100	---

HOSE CLAMPS

HOSE CLAMPS

DOUBLE BOLT CLAMPS

IMPORT

DBC Series

Rugged, heavy duty two bolt clamps
with saddlesZinc plated ductile iron clamps and
saddles

Zinc plated carbon steel bolt and nuts



PART #	SIZE	SIZE RANGE	MAX TORQUE FT LBS	LIST PRICE
DBC-40-DP	1-5/16	1-5/16" - 1-19/32"	20	---
DBC-60-DP	1-7/8	1-7/8" - 2-3/8"	25	---
DBC-76-DP*	2-3/8	2-3/8" - 3-1/16"	25	---
DBC-94-DP*	3-1/2	3-1/2" - 3-11/16"	40	---
DBC-400-DP*	3-1/2	3-1/2" - 4"	40	---
DBC-431-DP	3-13/16	3-13/16" - 4-1/16"	40	---
DBC-463-DP	4-1/16	4-1/16" - 4-7/16"	40	---
DBC-525-DP*	4-3/16	4-3/16" - 5"	60	---
DBC-550-DP*	5	5" - 5-1/2"	60	---
DBC-600-DP*	5-1/2	5-1/2" - 5-15/16"	60	---
DBC-639-DP	5-11/16	5-11/16" - 5-15/16"	60	---
DBC-675-DP*	6-1/8	6-1/8" - 6-7/8"	60	---
DBC-769-DP*	6-15/16	6-15/16" - 7-5/8"	60	---
DBC-818-DP	7-11/16	7-11/16" - 8-3/16"	125	---
DBC-875-DP*	8-1/4	8-1/4" - 8-7/8"	125	---
DBC-988-DP*	8-15/16	8-15/16" - 9-7/8"	125	---
DBC-1125-DP*	9-15/16	9-15/16" - 11-3/8"	125	---
DBC-1275-DP*	11-3/16	11-3/16" - 13"	125	---
DBC-1360-DP	12-3/16	12-3/16" - 14"	200	---



R88 Series

IMPORT

Rugged, heavy duty two bolt clamps
without saddles

Zinc plated ductile iron clamp

Zinc plated carbon steel bolt and nuts



PART #	SIZE	SIZE RANGE	MAX TORQUE FT LBS	LIST PRICE
R88DB-12-DP*	1-1/8	1-1/8" - 1-1/4"	15	---
R88DB-16-DP*	1-3/8	1-3/8" - 1-1/2"	20	---
R88DB-20-DP*	1-5/8	1-5/8" - 1-3/4"	25	---
R88DB-24-DP*	2	2" - 2-1/8"	25	---
R88DB-32-DP*	2-1/4	2-1/4" - 2-3/8"	30	---

HOSE CLAMPS

HOSE CLAMPS

SC SPIRAL CLAMP SERIES

Spiral wound clamps specifically designed for use on heavily corrugated suction hoses. Available in left hand (counter clockwise) and right hand (clockwise) spiral. Zinc plated steel construction.



IMPORT



PART #	LIST	HOSE ID	O.D. RANGE MM	PART #	LIST PRICE
SC-200R-SP*	---	2"	51 - 56	SC-200L-SP	---
SC-250R-SP	---	2-1/2"	61 - 76	SC-250L-SP	---
SC-300R-SP*	---	3"	76 - 90	SC-300L-SP	---
SC-400R-SP*	---	4"	106 - 118	SC-400L-SP	---
SC-500R-SP	---	5"	129 - 140	SC-500L-SP	---
SC-600R-SP*	---	6"	151 - 170	SC-600L-SP	---
SC-800R-SP	---	8"	198 - 217	SC-800L-SP	---
SC-1000R-SP	---	10"	274 - 290	SC-1000L-SP	---
SC-1200R-SP	---	12"	304 - 329	SC-1200L-SP	---



IMPORT

M10DC MAXICLAMP SERIES

Clamp sizes for hose O.D. from 131 mm to 252 mm

Silver (clear) zinc plated steel Band/Bridge/Trunnion/Sleeve/Bolt

10 mm silver zinc plated steel bolts

1.7 mm thick x 30 mm wide band

Suggested installation torque 30 Nm (22 Ft lbs)

Minimum breaking torque 40 Nm (29.5 ft.lbs.)

PART #	SIZE MM	RANGE	LIST PRICE
M10DC-86	86 - 91	3.38" - 3.58"	---
M10DC-92	92 - 97	3.62" - 3.82"	---
M10DC-104	104 - 112	4.09" - 4.41"	---
M10DC-113	113 - 121	4.45" - 4.76"	---
M10DC-122	122 - 130	4.80" - 5.12"	---
M10DC-131	131 - 139	5.16" - 5.47"	---
M10DC-140	140 - 148	5.51" - 5.83"	---
M10DC-149	149 - 161	5.87" - 6.34"	---
M10DC-162	162 - 174	6.38" - 6.85"	---
M10DC-175	175 - 187	6.89" - 7.36"	---
M10DC-188	188 - 200	7.40" - 7.87"	---
M10DC-200	200 - 220	7.87" - 8.66"	---
M10DC-220	220 - 240	8.66" - 9.45"	---
M10DC-240	240 - 260	9.45" - 10.24"	---
M10DC-260	260 - 280	10.24" - 11.02"	---
M10DC-280	280 - 300	11.02" - 11.81"	---
M10DC-300	300 - 325	11.81" - 12.80"	---
M10DC-325	325 - 350	12.80" - 13.78"	---
M10DC-350	350 - 375	13.78" - 14.76"	---
M10DC-375	375 - 400	14.76" - 15.75"	---
M10DC-400	400 - 425	15.75" - 16.73"	---
M10DC-425	425 - 450	17.73" - 17.72"	---
M10DC-450	450 - 475	17.72" - 18.70"	---

MUFFLER HOSE CLAMPS

MUFFLER Clamps

Muffler Clamps are designed with elongated and tapered holes that pulls the legs around the pipe as the nuts tighten, making a tight seal. Other clamp legs do not wrap around the pipe, they stay straight and the clamp only connects at two points.

- Carbon steel band, housing and bridge
- All muffler clamps are zinc plated for superior corrosion resistance
- Heavy duty U-Bolt and band construction
- 3/8 U-bolt
- Base 2.4mm

SADDLE



PART #	SIZE	WGT	BOX QTY	LIST PRICE
841175	1-3/4"	0.335	50	---
841200	2"	0.410	50	---
841250	2-1/2"	0.448	50	---
841300	3"	0.582	50	---
841350	3-1/2"	0.741	50	---
841400	4"	0.847	25	---
841450	4-1/2"	1.023	25	---
841500	5"	1.067	25	---

FLAT BAND



PART #	SIZE	WGT	BOX QTY	LIST PRICE
841004	4"	0.847	25	---
841005	5"	1.093	25	---

GUILLOTINE - PROVIDES A COMPLETE 360° HEAVY DUTY SEAL



PART #	SIZE	WGT	BOX QTY	LIST PRICE
841040	4"	0.820	25	---
841045	4-1/2"	0.847	25	---
841050	5"	0.988	25	---

WARNING: This product can expose you to chemicals, including Cobalt, which are known to the State of California to cause cancer. For more information, visit www.P65Warnings.ca.gov



EXHAUST Clamps

Complete with:

- One metal band - 76mm width
- One spacer
- Two bolts
- Two reaction blocks
- Individually boxed

- Pre-attached hardware for easy and accurate installation.

- Conforms to pipe and flex tubing to create the best seal available without distorting any pipes.

ALUMINIZED STEEL BUTT CLAMPS

- .7mm band thickness
- 76mm band width



PART #	SIZE	WGT	BOX QTY	LIST PRICE
845200	2"	0.970	50	---
845300	3"	1.058	50	---
845350	3.50"	1.102	50	---
845400	4"	1.146	50	---
845500	5"	1.235	50	---
845600	6"	1.323	50	---

*Light pattern .5mm band thickness

ALUMINIZED STEEL LAP CLAMPS

- .7mm band thickness
- 76mm band width



PART #	SIZE	WGT	BOX QTY	LIST PRICE
846200	2"	0.970	50	---
846250	2.50"	1.014	50	---
846275	2.75"	1.036	50	---
846300	3"	1.058	50	---
846350	3.50"	1.102	50	---
846400	4"	1.146	50	---
846500	5"	1.235	50	---

STAINLESS STEEL LAP CLAMPS

- .5mm band thickness
- 76mm band width



PART #	SIZE	WGT	BOX QTY	LIST PRICE
847200	2"	0.926	50	---
847250	2.50"	0.970	50	---
847275	2.75"	0.992	50	---
847300	3"	1.014	50	---
847350	3.50"	1.058	50	---
847400	4"	1.102	50	---
847500	5"	1.190	50	---
847600	6"	1.279	50	---

STAINLESS STEEL EASY-FORM CLAMPS

- .5mm band thickness
- 76mm band width



PART #	SIZE	WGT	BOX QTY	LIST PRICE
848200	2"	0.926	50	---
848225	2.25"	0.948	50	---
848250	2.50"	0.970	50	---
848275	2.75"	0.992	50	---
848300	3"	1.014	50	---
848350	3.50"	1.058	50	---
848400	4"	1.102	50	---
848500	5"	1.190	50	---
848600	6"	1.279	50	---
848700	7"	1.367	50	---

WARNING: This product can expose you to chemicals, including chromium, which are known to the State of California to cause cancer and birth defects or other reproductive harm. For more information, visit www.P65Warnings.ca.gov

CARBON STEEL 1-EAR

HOSE CLAMPS

CARBON STEEL 1-EAR CLAMPS

1-Ear Clamps are intended for low pressure applications such as automotive (not fuel lines), appliances, industrial machinery, underground irrigation systems and beverage dispensing equipment. They are specifically designed for mass production applications where inexpensive clamps are needed.

Pressure:

As a guideline, 1-Ear Clamps have held
30 bar - 441 psi.

This was done using a static water pressure test.

• 100 PER BAG

**Material:**

Hot dipped galvanized carbon steel band - G90

PART #	REF#	NOMINAL SIZE	INCHES		LIST PRICE
			CLOSE	OPEN	
1050000	105	3/8"	0.350	0.414	---
1050001	113	7/16"	0.381	0.444	---
1050002	123	15/32"	0.394	0.486	---
1050003	133	1/2"	0.453	0.524	---
1050006	140	35/64"	0.472	0.551	---
1050007	145	9/16"	0.496	0.571	---
1050008	157	5/8"	0.543	0.618	---
1050009	170	11/16"	0.594	0.669	---
1050010	185	23/32"	0.618	0.728	---
1050011	198	3/4"	0.669	0.779	---
1050012	210	13/16"	0.716	0.827	---
1050013	226	7/8"	0.779	0.890	---
1050014	241	15/16"	0.839	0.949	---
1050015	256	1"	0.898	1.008	---
1050016	271	1-1/16"	0.945	1.067	---
1050017	286	1-1/8"	1.004	1.126	---
1050018	301	1-3/16"	1.063	1.185	---
1050020	331	1-5/16"	1.181	1.303	---
1050021	346	1-3/8"	1.240	1.362	---
1050023	376	1-15/32"	1.358	1.480	---
1050025	396	1-9/16"	1.437	1.559	---
1050026	410	1-5/8"	1.492	1.614	---
1050029	455	1-3/4"	1.669	1.791	---
1050030	470	1-16/16"	1.728	1.850	---
1050032	500	1-15/16"	1.846	1.968	---
1050033	515	2"	1.905	2.028	---

WARNING: This product can expose you to chemicals, including Cobalt, which are known to the State of California to cause cancer. For more information, visit www.P65Warnings.ca.gov

HOSE CLAMPS

HOSE CLAMPS

EAR CLAMPS

2-EAR PINCH CLAMPS

Robust, durable one-piece design offers positive, tamper resistant seal for air and fluid media lines smooth edges prevent damage to hose designed for one time use only

CIRCLE CLAMP 2 EAR

White zinc plated carbon steel



PART #	SIZE	CLOSED	OPEN	LIST PRICE
CC-1113	1/2	0.433	0.512	---
CC-1315	9/16	0.512	0.591	---
CC-1517	19/32	0.591	0.669	---
CC-1518	5/8	0.591	0.709	---
CC-1720	3/4	0.669	0.787	---
CC-2023	7/8	0.787	0.906	---
CC-2225	15/16	0.866	0.984	---
CC-2327	1	0.906	1.063	---
CC-2528	1-1/16	0.984	1.102	---
CC-2731	1-1/8	1.063	1.220	---
CC-3134	1-5/16	1.220	1.339	---
CC-3437	1-7/16	1.339	1.457	---

GAPLESS EAR CLAMPS

Features

- Assured clamping seal
- For low durometer and/ or thin-walled hose/ tubing
- Perfect for silicon, vinyl, polyurethane or other high tech materials used in all industries.
- Once installed, smooth inner band circumference prevents damage to the hose while the unique tongue-in-groove design provides a 360° seal
- There are no steps or gaps inside clamp



Material

- Stainless steel tubing UNS S30400 or DIN 1.4301
- 100 PER BAG

PART #	NOMI-NAL SIZE	BAND WIDTH	INCHES		LIST PRICE
			CLOSE	OPEN	
16700001	9/32"	5mm	0.228	0.276	---
16700004	3/8"	5mm	0.307	0.374	---
16700007	7/16"	5mm	0.378	0.445	---
16700010	1/2"	7mm	0.425	0.524	---
16700012	35/64"	7mm	0.453	0.551	---
16700013	9/16"	7mm	0.472	0.571	---
16700016	5/8"	7mm	0.520	0.618	---
16700017	11/16"	7mm	0.571	0.669	---
16700022	3/4"	7mm	0.654	0.780	---
16700024	13/16"	7mm	0.701	0.827	---

hammerlock CLAMPS

HAMMERLOCK CPHL SERIES

Double wrapped galvanized steel band preformed to a given diameter and ready for application.



IMPORT



PART #	SIZE	WIDTH	LIST PRICE
CPHL-03	1-3/16"	3/8"	---
CPHL-04	1"	5/8"	---
CPHL-05*	1-1/4"	5/8"	---
CPHL-06	1-1/2"	5/8"	---
CPHL-07*	1-3/4"	5/8"	---
CPHL-08*	2"	5/8"	---
CPHL-09	2-1/4"	5/8"	---
CPHL-10*	2-1/2"	5/8"	---
CPHL-11*	2-3/4"	5/8"	---
CPHL-12	3"	5/8"	---
CPHL-14*	3-1/2"	5/8"	---
CPHL-16*	4"	5/8"	---
CPHL-18	4-1/2"	5/8"	---
CPHL-20*	5"	5/8"	---
CPHL-24*	6"	5/8"	---
CPHL-26	6-1/2"	5/8"	---
CPHL-28*	7"	5/8"	---
CPHL-32	8"	5/8"	---

HAMMERLOCK CPHLS SERIES

Double wrapped stainless steel band preformed to a given diameter and ready for application. Stainless steel lok for strength.

IMPORT



PART #	SIZE	WIDTH	LIST PRICE
CPHLS-04*	1"	5/8"	---
CPHLS-05*	1-1/4"	5/8"	---
CPHLS-06*	1-1/2"	5/8"	---
CPHLS-07*	1-3/4"	5/8"	---
CPHLS-08*	2"	5/8"	---
CPHLS-09*	2-1/4"	5/8"	---
CPHLS-10*	2-1/2"	5/8"	---
CPHLS-11*	2-3/4"	5/8"	---
CPHLS-12*	3"	5/8"	---
CPHLS-14*	3-1/2"	5/8"	---
CPHLS-16*	4"	5/8"	---
CPHLS-18*	4-1/2"	5/8"	---
CPHLS-20*	5"	5/8"	---
CPHLS-24*	6"	5/8"	---
CPHLS-28*	7"	5/8"	---
CPHLS-32	8"	5/8"	---

CLAMPING TOOLS

HOSE CLAMPS

MODEL 1098 I STANDARD JAW PINCERS

Domestic

PART #	LIST PRICE
OETP-1098	---

Import

PART #	LIST PRICE
CCP-1098	---



PART #	LIST PRICE
1410118	---

SIDE JAW PINCERS

This dual purpose, side jaw design allows clamps to be applied or removed in confined areas with pincers held parallel to the hose. Also used like standard Pincers.

Domestic



PART #	LIST PRICE
1410083	---

TPT TOOLS AND PARTS



PART #	LIST PRICE
TPT-1	---

HOSE CRIMPER



HOSE CRIMPER COMES WITH 5 DIES

Die Sizes = 5/8", 37/64", 12/32", 31/64", 11/16"

PART #	LIST PRICE
308070	---

LOKING TOOL



PART #	LIST PRICE
F38	---

Portable hand tool used to apply punch Type 3/8 & 5/8 Clamps

BUCHANAN TYPE



LOKING TOOL



PART #	LIST PRICE
F40	---

Used to apply Punch Type 3/8 & 5/8 clamps. Order mallet separately

LOKING TOOL



Used to apply Punch Type 3/8 & 5/8 clamps. Order mallet separately

PART #	LIST PRICE
F100	---

LOKING TOOL HD



PART #	LIST PRICE
P1	---

WARNING: This product can expose you to chemicals, including Cobalt, which are known to the State of California to cause cancer. For more information, visit www.P65Warnings.ca.gov

LINED BAND CLAMPS

HOSE CLAMPS



Features unique one-piece housing, rolled-up band edges and a non-perforated (embossed) band that protects the hose. For added corrosion resistance, the band in the 12mm Standard is made of Aluzinc which gives three times the protection offered by conventional galvanized steel.

- Features high clamping force and high durability torque.
 - Stainless: All parts in AISI 304 Stainless Steel.
- A non-perforated band with rolled up edges eliminates hose damage while increasing clamping force. Per SAE standard J1508 Type "FEO"

GENERAL PURPOSE EMBOSSED WORM-GEAR HOSE CLAMPS

- Minimum Qty may apply

Part # Aluzinc	List Price	SAE Size	Clamping Range		Bag	Part# 304 SS	List Price
			Inches	mm			
88024	-----	8	5/8-1	15-24	1000	89024	-----
88028	-----	10	3/4-1-1/8	19-28	500	89028	-----
88032	-----	12	7/8-1-1/4	22-32	500	89032	-----
88038	-----	16	1-1/16-1-1/2	26-38	500	89038	-----
		20	1-1/4-1-3/4	32-44	500	89044	-----
88050	-----	24	1-1/2-2	38-50	500	89050	-----
88056	-----	28	1-3/4-2-1/4	44-56	500	89056	-----
88065	-----	32	2-2-9/16	50-65	200	89065	-----
88075	-----	40	2-5/16-3	58-75	200	89075	-----
88085	-----	44	2-11/16-3-3/8	68-85	200	89085	-----
88095	-----	52	3-3-3/4	77-95	200	89095	-----
88112	-----	64	3-7/16-4-7/16	87-112	200	89112	-----

MINI CLAMPS

Sure seal for small, thin walled hoses. The nut is secured to the clamp, making installation easier and the hexagonal head can be tightened with a socket wrench or screw driver. Bandwidth is 9mm.

PAINTED ALUZINC STANDARD MINI CLAMPS



PART # ALUZINC	CLAMPING RANGE		QTY PER BAG	LIST PRICE
	INCHES	MM		
92010	.36-.41	9-10.5	1000	-----
92011	.37-.45	9.5-11.5	900	-----
92012	.41-.49	10.5-12.5	800	-----
92013	.45-.53	11.5-13.5	800	-----
92014	.49-.57	12.5-14.5	700	-----
92015	.53-.61	13.5-15.5	600	-----
92016	.55-.65	14-16.5	500	-----
92017	.59-.69	15-17.5	500	-----



MARINE - EMBOSSED NON-PERFORATED WORM GEAR CLAMPS

- Meets the DIN 3017 Standard
- Replaces the Ultra Clamps 316 stainless steel
- 12mm band widths
- Installation torque 60lbs
- General purpose non perforated band especially suited for most hoses and soft silicone hoses.
- Band edges rolled to protect soft hoses from shearing and fraying
- Common applications include: vehicular, industrial, mechanical engineering, plumbing and marine.
- ROLLED EDGES
- BAND WILL NOT DAMAGE SOFT HOSES

ALL #316 SS MATERIAL

12MM WIDE EMBOSSED ALL 316 BAND CLAMPS

PART #	RANGE OF ADJUST (IN MM)	RANGE OF ADJUST (INCHES)	LIST PRICE
96022	12-22	.469-.859	----
96027	16-27	.625-1.06	-----
96032	20-32	.787-1.26	-----
96040	25-40	.984-1.575	-----
96050	35-50	1.26-1.969	-----
96060	40-60	1.575-2.362	-----
96070	50-70	1.969-2.756	-----
96080	60-80	2.362-3.15	-----
96090	70-90	2.756-3.543	-----
96100	80-100	3.15-3.937	-----
96110	90-110	3.543-4.33	-----
96120	100-120	3.937-4.724	-----
96130	110-130	4.33-5.118	-----
96140	120-140	4.72-5.512	-----
96150	130-150	5.118-5.906	-----
96160	140-160	5.512-6.299	-----

MINI CLAMPS

304 SS MINI CLAMPS



PART # 304 SS	CLAMPING RANGE		QTY PER BAG	LIST PRICE
	INCHES	MM		
93008	.30-.34	7.5-8.5	1000	---
93009	.34-.37	8.5-9.5	1000	---
93011	.41-.47	10.5-12	900	---
93013	.49-.55	12.5-14	800	---
93017	.63-.71	16-18	500	---

WARNING: This product can expose you to chemicals, including Chromium, which are known to the State of California to cause cancer and birth defects or other reproductive harm. For more information, visit www.P65Warnings.ca.gov

CLAMPS

LINED, MINI/ RUBBER LINED

HOSE CLAMPS

**RUBBER LINED CLAMPS**

Multiple uses for holding cable, wire, pipe and hose. The rubber cushion absorbs vibration, provides protection against scratching and is made of black EPDM type rubber.

Rubber cushion clamps are used in a variety of industries and applications including automotive, truck, hydraulics and pneumatics, ship building, refrigeration, large equipment packaging etc.

Bandwidths and mounting hose sizes vary by diameter and material.

- Aluzinc clamps have a .26 hole diameter
- Stainless Steel .20 diameter

PART # ALUZ- INC	QTY PER BAG	LIST PRICE	CLAMPING RANGE		PART# 304 SS	QTY PER BAG	LIST PRICE
			INCHES	MM			
95300	100	-----	1/8	3			
95301	100	-----	3/16	5	96301	1000	---
95302	100	-----	1/4	6	96302	200	---
95303	100	-----	5/16	8	96303	1000	---
95304	100	-----	3/8	10	96304	100	---
95305	100	-----	7/16	11	96305	1000	---
95306	100	-----	1/2	13	96306	100	---
95307	100	-----	9/16	14	96307	100	---
95308	100	-----	5/8	16	96308	100	---
95309	50	-----	11/16	18			
95310	50	-----	3/4	19	96310	500	---
95311	50	-----	13/16	21			
95312	50	-----	7/8	22	96312	500	---
95313	50	-----	15/16	24			
95314	50	-----	1	25	96314	500	---
95315	50	-----	1-1/16	27			
95316	50	-----	1-1/8	29	96316	500	---
95317	50	-----	1-3/16	30			
95318	50	-----	1-1/4	32	96318	500	---
95319	50	-----	1-5/16	33			
95320	50	-----	1-3/8	35	96320	500	---
95321	50	-----	1-7/16	36			
95322	500	-----	1-1/2	38	96322	100	---
95326	50	-----	1-5/8	41			
95323	25	-----	1-3/4	45	96323	500	---
95328	25	-----	1-7/8	47			
95324	25	-----	2	51			
95325	25	-----	2-1/8	54			
95329	25	-----	2-3/8	60			
95327	25	-----	2-1/2	65			
95330	15	-----	2-15/16	74			
95331	10	-----	4-5/16	110			

**RUBBER CUSHIONED CLAMP, ZINC PLATED STEEL**

PART #	MOUNTING DIA	CLAMP DIA	LIST PRICE
95402	3/8"	1/4"	-----
95404	3/8"	3/8"	-----
95406	3/8"	1/2"	-----
95408	3/8"	5/8"	-----
95410	3/8"	3/4"	-----
95414	3/8"	1"	-----
95418	3/8"	1 1/4"	-----
95422	3/8"	1 1/2"	-----
95424	3/8"	2"	-----
95427	3/8"	2 1/2"	-----
95432	3/8"	3"	-----
95433	3/8"	4"	-----

**GALVANIZED STEEL VINYL COATED CLAMP**

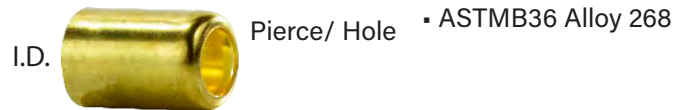
PART #	MOUNTING DIA	CLAMP DIA	LIST PRICE
95504	1/4"	3/8"	-----
95506	1/4"	1/2"	-----
95508	1/4"	5/8"	-----
95510	1/4"	3/4"	-----
95512	1/4"	7/8"	-----
95514	1/4"	1"	-----
95516	1/4"	1 1/8"	-----
95518	1/4"	1 1/4"	-----
95522	1/4"	1 1/2"	-----
95523	1/4"	1 3/4"	-----
95524	1/4"	2"	-----

HOSE FERRULES

HOSE CLAMPS

HOSE FERRULES

Brass Hose Ferrules offer an alternative to hose clamps. After crimping, the ferrule will provide a permanent clamping force on both the hose and fitting.



PART #	FER-RULE #	I.D.	LENGTH	PIERCE	GAUGE	LIST
32500	6231	0.330	0.49	0.250	0.020	---
32501	833	0.358	0.500	0.265	0.020	---
32503	833B	0.375	0.718	0.265	0.025	---
32502	622	0.380	0.500	0.265	0.020	---
32550	619	0.400	0.47	0.27	0.020	---
32504	620	0.410	0.500	0.265	0.020	---
32551	769R	0.450	0.562	0.343	0.020	---
32552	4750	0.478	0.687	0.328	0.025	---
32553	624R	0.500	0.500	0.343	0.020	---
32506	7322A	0.500	1.000	0.343	0.025	---
32554	7322	0.500	1.000	0.328	0.025	---
32555	625	0.525	0.47	0.36	0.020	---
32517	625A	0.525	0.56	0.360	0.020	---
32556	7323	0.525	1.000	0.375	0.025	---
32521	9974	0.525	1.000	0.437	0.025	---
32557	7324	0.531	1.000	0.375	0.025	---
32558	626	0.550	0.484	0.375	0.020	---
32507	3588	0.56	0.75	0.375	0.020	---
32559	7325	0.56	1.000	0.437	0.025	---
32561	7326	0.593	1.000	0.437	0.025	---
32563	JJ	0.600	0.500	0.500	0.020	---
32526	II	0.625	0.500	0.500	0.020	---
32564	7327	0.625	1.000	0.437	0.025	---
32565	HH	0.650	0.500	0.500	0.020	---
32566	7328	0.656	1.000	0.437	0.025	---
32567	GG	0.675	0.515	0.500	0.020	---
32568	7329	0.69	1.000	0.500	0.025	---

PART #	FER-RULE #	I.D.	LENGTH	PIERCE	GAUGE	LIST
32570	7330	0.718	1.000	0.500	0.025	---
32508	7330A	0.718	1.000	0.625	0.025	---
32571	EE	0.725	0.530	0.500	0.020	---
32572	DD	0.750	0.531	0.500	0.020	---
32510	7331B	0.75	1.00	0.500	0.025	---
32573	7331	0.750	1.000	0.625	0.025	---
32574	CC	0.775	0.531	0.500	0.020	---
32533	7332B	0.781	1.000	0.500	0.025	---
32575	7332	0.781	1.000	0.625	0.025	---
32576	BB	0.800	0.546	0.562	0.020	---
32577	7333	0.812	1.000	0.625	0.025	---
32578	AA	0.825	0.546	0.562	0.020	---
32535		0.85	0.968	0.687	0.025	---
32579	7244	0.875	0.843	0.687	0.025	---
32539	5029A	0.900	0.875	0.687	0.025	---
32580	7113	0.925	0.968	0.750	0.025	---
32543	5028A	0.975	0.843	0.687	0.025	---
32545	5235A	1.000	0.843	0.687	0.025	---
32549	7145A	1.050	0.843	0.687	0.025	---
32584	5027	1.100	0.843	0.812	0.025	---
32586	7104A	1.15	0.843	0.875	0.025	---
32588	7088A	1.175	0.875	0.875	0.025	---
32590	875L	1.200	0.843	0.875	0.025	---
32591	7291	1.225	0.968	0.875	0.025	---
32592	7255	1.25	0.968	1.000	0.04	---
32596	8000	1.425	0.875	1.062	0.025	---
32597	1500	1.50	0.875	1.125	0.025	---




STAINLESS STEEL FERRULES

PART #	CROSS #	I.D.	LENGTH	HOLE	METAL THICKNESS	LIST PRICE
32552SS	x4750	.478	.687	.328	.020	---
32557SS	7324	.531	1.00	.438	.020	---
32559SS	7325	.56	1.00	.437	.020	---
32561SS	7326	.593	1.00	.437	.020	---
32564SS	7327	.625	1.00	.437	.020	---
32566SS	7328	.656	1.00	.437	.020	---
32568SS	7329	.69	1.00	.50	.020	---
32570SS	7330	.718	1.00	.625	.020	---
32575SS	7332	.781	1.00	.625	.020	---
32577SS	7333	.812	1.00	.625	.020	---
32588SS	7088A	1.175	.844	.875	.020	---

TUBING
TUBING

TUBING




POLYURETHANE

POLYETHYLENE

Sold individually boxed

NYLON

Sold individually boxed




Natural, Black, Blue, Green, Red, Yellow, Orange



PVC

• Clear

Sold individually boxed



COPPER AND ALUMINUM



TYPE L AND REFRIGERATION

ALUMINUM



POLYURETHANE NSF 51®



NSF 51® polyurethane (PUR) Shore A 98 tubing is made from the highest quality raw materials available. It is etherbased to provide excellent hydrolysis, oil and cold resistance. Polyurethane NSF 51® is strong and flexible and offers superior kink resistance compared to other tubing. It is 5 to 10 times more wear resistant and lighter in weight than any rubber hose.

Polyurethane NSF 51® tubing has an outside diameter made to extremely tight tolerances. It is ideal for use with push-to-connect fittings, as well as barb-type and compression fittings for simple installation.

Features

- Strong
- Lightweight
- Flexible
- Abrasion Resistant
- Heat & Cold Resistant
- Chemical Resistant
- Kink Resistant
- NSF 51® Certified
- Meets NSF 61® Requirements

Specifications


Temperature Range: -40°F to +160°F
 Hardness: Shore A 98
 Vacuum Rating:
 To 28" Hg
 Tolerances:
 1/8"-1/2" O.D. +/- .005
 9/16"-3/4" O.D. +/- .006
 RoHS Compliant

Applications

Pneumatic Tools Lube Lines
 Pneumatic Piping Painting Systems
 Vacuum Food & Beverages
 Laboratories
 Robotics
 Motion Control
 Instrumentation
 Agriculture

100' FOOT LENGTHS

CLEAR



PART #	O.D. (IN)	I.D. (IN)	WALL THICKNESS (IN)	BEND RADIUS (IN)	W.P. @70°F (PSI)	W.P. @150°F (PSI)	3:1 BURST PRESSURE	PACKAGE WEIGHT (LBS)	LIST PRICE
973341	4mm, 5/32	.093	.031	.250	200	85	600	.70	---
973343	.250	.156	.047	.476	180	70	540	1.50	---
973345	.375	.250	.063	1.000	150	70	450	3.40	---

BLACK



PART #	O.D. (IN)	I.D. (IN)	WALL THICKNESS (IN)	BEND RADIUS (IN)	W.P. @70°F (PSI)	W.P. @150°F (PSI)	3:1 BURST PRESSURE	PACKAGE WEIGHT (LBS)	LIST PRICE
73341B	4mm, 5/32	.093	.031	.250	200	85	600	.70	---
73343B	.250	.156	.047	.476	180	70	540	1.50	---
73345B	.375	.250	.063	1.000	150	70	450	3.40	---
73346B	.500	.328	.086	1.102	150	70	450	5.60	---

BLUE



PART #	O.D. (IN)	I.D. (IN)	WALL THICKNESS (IN)	BEND RADIUS (IN)	W.P. @70°F (PSI)	W.P. @150°F (PSI)	3:1 BURST PRESSURE	PACKAGE WEIGHT (LBS)	LIST PRICE
73341U	4mm, 5/32	.093	.031	.250	200	85	600	.70	---
73343U	.250	.156	.047	.476	180	70	540	1.50	---
73345U	.375	.250	.063	1.000	150	70	450	3.40	---

RED



PART #	O.D. (IN)	I.D. (IN)	WALL THICKNESS (IN)	BEND RADIUS (IN)	W.P. @70°F (PSI)	W.P. @150°F (PSI)	3:1 BURST PRESSURE	PACKAGE WEIGHT (LBS)	LIST PRICE
73341R	4mm, 5/32	.093	.031	.250	200	85	600	.70	---
73343R	.250	.156	.047	.476	180	70	540	1.50	---
73345R	.375	.250	.063	1.000	150	70	450	3.40	---
73346R	.562	.375	.093	1.142	140	60	420	5.60	---

OD Sizes Available

.125, .187, 1/4(1/8), 8mm(5/16)
 .562, .625 and .750

POLYETHYLENE

LINEAR LOW DENSITY POLYETHYLENE TUBING (LLDPE)

Features

- Chemically Inert
- Chemical Resistant
- Lightweight & Flexible
- Good Dielectric Properties
- Impermeable to Gases
- Meets FDA Requirements
- Multiple Colors Available
- Vacuum rating to 28" Hg

Polyethylene is made from 100% non-toxic ingredients. It's inert nature and FDA compliant status makes it perfect for food, water and beverage piping. It is ideal for use in pneumatic, drain piping, lab use and chemical transfer applications which require an inexpensive tubing.

Polyethylene is highly-resistant to stress cracking from chemicals, aging and ultraviolet exposure. For use with barb-type, push-to-connect or compression-style fittings.

Specifications

Temperature Range: -50°F to +140°F

Hardness: Shore A 93A

Shore D 45D

Applications

Food & Beverage Process Control
 Pneumatic Tools Laboratories
 Pneumatic Piping
 Electrical Jacketing
 Drain Lines
 Instrumentation
 Chemical Transfer



100' LENGTH



500' LENGTH



1000' LENGTH

100' LENGTH - Natural

PART #	TUBE O.D.	TUBE ID	TUBE WALL	WORKING PRESSURE	LIST PRICE
973200	1/8"	0.08	0.022	250	---
973201	5/32"				---
973203	1/4"	0.17	0.040	150	---
973204	1/4"	0.125	0.0625	350	---
973205	8mm/5/16"	0.236	0.038	150	---
973206	3/8"	0.25	0.0625	150	---
973207	1/2"	0.375	0.0625	125	---
973208	5/8"	0.50	0.0625	100	---
973211	3/4"				---

500' LENGTH

PART #	TUBE O.D.	TUBE ID	TUBE WALL	WORKING PRESSURE	LIST PRICE
73200N5	1/8"	0.085	0.020	250	---
73203N5	1/4"	0.17	0.040	150	---
73204N5	1/4"	0.125	0.0625	350	---
73206N5	3/8"	0.25	0.0625	150	---
73207N5	1/2"	0.375	0.0625	125	---

1000' LENGTH

PART #	TUBE O.D.	TUBE ID	TUBE WALL	WORKING PRESSURE	LIST PRICE
73203N1	1/4"	0.17	0.040	150	---
73206N1	3/8"	0.25	0.0625	150	---

POLYETHYLENE

TUBING

LLDPE POLYETHYLENE TUBING - COLORS



BLACK

- 100'
- 500'
- 1000'

PART #	COLOR	LENGTH	NOMINAL O.D.	LIST PRICE
73203B	Black	100'	1/4"	---
73204B	Black	100'	1/4"	---
73205B	Black	100'	5/16"	---
73206B	Black	100'	3/8"	---
73207B	Black	100'	1/2"	---
73208B	Black	100'	5/8"	---
73203B5	Black	500'	1/4"	---
73205B5	Black	500'	5/16"	---
73206B5	Black	500'	3/8"	---
73207B5	Black	500'	1/2"	---
73203B1	Black	1000'	1/4"	---
73206B1	Black	1000'	3/8"	---



BLUE

- 100'
- 500'
- 1000'

PART #	COL-OR	LENGTH	NOMI-NAL O.D.	LIST PRICE
73203U	Blue	100'	1/4"	---
73206U	Blue	100'	3/8"	---
73207U	Blue	100'	1/2"	---
73203U5	Blue	500'	1/4"	---
73206U5	Blue	500'	3/8"	---
73203U1	Blue	1000'	1/4"	---

GREEN



- 100'
- 500'
- 1000'

PART #	COLOR	LENGTH	NOMI-NAL O.D.	LIST PRICE
73203G	Green	100'	1/4"	---

RED



- 100'
- 500'
- 1000'

PART #	COL-OR	LENGTH	NOMI-NAL O.D.	LIST PRICE
73203R	Red	100'	1/4"	---
73206R	Red	100'	3/8"	---
73203R5	Red	500'	1/4"	---
73206R5	Red	500'	3/8"	---
73203R1	Red	1000'	1/4"	---

NYLON
TUBING

NYLON 12 TUBING

Nylon 12 tubing is recognized as an industry standard for applications which require higher working pressures and higher heat and/or chemical resistance. It is ideal for outdoor use applications because of its superior stress crack resistance. Nylon 12 is strong, lightweight and has a very low moisture absorption rate compared to other nylons. By not absorbing moisture, Nylon 12 remains more flexible, which in turn extends it's service life. Nylon 12 tubing can be used with standard push-to-connect fittings and compression fittings for simple installation.

Because of it's semi-rigid properties, a thinner tube wall provides higher flow rates and working pressure.

Features

- Strong
- Lightweight
- Flexible
- Abrasion Resistant
- Heat Resistant
- Chemical Resistant
- Heat/ Light Stabilized
- Black - UV Rated

Specifications

Temperature Range: -60°F to +200°F
 Hardness: Rockwell 78 R
 Shore D 70
 Vacuum Rating: To 28" Hg
 Higher Flow Rates & Working Pressure
 Tolerances: 1/8"-1/4" +/- .004
 3/4"-1/2" +/- .006

Applications

Pneumatic Tools Chemical Transfer
 Pneumatic Piping Vacuum
 Instrumentation Process Control
 Lube Lines Fuel Lines
 Coolants Paint Supply Lines
 Refrigeration Laboratories

Part #'s shown are for natural. 500' and 1000' reels available on request.



100' LENGTH



BLACK TUBING & MISC.



METRIC LENGTH

100' LENGTH

PART #	TUBE O.D.	TUBE ID	TUBE WALL	WORKING PRESSURE	LIST PRICE
973230	1/8"	0.08	.022	420	---
973231	5/32"	0.106	.025	350	---
973232	1/4"	0.18	.035	290	---
973238	1/4"	0.15	.05	800	---
973226	5/16"	0.236	.039	250	---
973233	3/8"	0.275	.050	250	---
973234	1/2"	0.375	.062	240	---

BLACK TUBING & MISC.

PART #	O.D.	TUBE ID	WALL	WORKING PRESSURE	LIST PRICE
73230B	1/8	0.08	0.022	420	---
73231B	5/32	0.106	0.025	350	---
73232B	1/4	0.18	0.035	290	---
73238B	1/4	0.15	0.05	800	---
73233B	3/8	0.275	0.05	250	---
73232N5*	1/4	0.18	0.035	290	---
73238U**	1/4	0.15	0.075	800	---

• **500' Natural** ****Blue**

*METRIC LENGTH - 100 ft. coils


• available in natural color only

PART #	MM O.D.	MM I.D.	MM WALL	WORKING PRESSURE	LIST PRICE
973323	4	2.7	0.65	350	---
973326	6	3.5	1.25	350	---
973325	6	4	1	340	---
973327	8	6	1	250	---
973329	10	8	1	225	---
973332	12	10	1	200	---
973334	14	11	1.5	175	---

PVC TUBING AND TUBING CUTTERS

TUBING

PVC POLYVINYLCHLORIDE TUBING - NSF61



PVC is suited for general, low-pressure, industrial applications for the conveyance of liquids and solids of suitable granular size. Made from a PVC compound that complies with FDA regulations. Although it is primarily intended for applications where pressure is not essential, it will withstand the pressures shown.

The clear PVC Tubing provides good chemical resistance, is lightweight, flexible and economically priced.

Features

- Lightweight
- Flexible
- Food Grade
- Clear Color/ Blue tint

Specifications

Temperature Range: +25°F to +150°F
 Hardness: Shore A 75 PVC
 Meets FDA requirements
 NSF 61 Certified
 USP Class VI rated materials
 RoHS Compliant

Applications

Beverage Dispensing Distilled Water Transfer
 Drain Tubing Light Vacuum
 Potable Water Wire Harness
 Laboratory Tubing 3:1 Burst Pressure
 Wine Transfer
 Low Pressure Air Line

Colors Available: Clear

Package Lengths: 100'

100' LENGTH

PART #	TUBE I.D.	TUBE O.D.	TUBE WALL	WORKING PRESSURE	LIST PRICE
973224	1/8 (.125)	1/4 (.25)	1/16 (.032)	50	---
973223	3/16 (.187)	5/16 (.313)	1/16 (.062)	55	---
973215	1/4 (.25)	3/8 (.375)	1/16 (.062)	55	---
973252	5/16 (.312)	7/16 (.438)	1/16 (.062)	50	---
973253	5/16 (.312)	1/2 (.500)	3/32 (.094)	55	---
973216	3/8 (.375)	1/2 (.500)	1/16 (.062)	45	---
973255	3/8 (.375)	5/8 (.625)	1/8 (.125)	55	---
973262	3/8 (.375)	9/16 (.563)	3/32 (.094)	50	---
973217	1/2 (.500)	5/8 (.625)	1/16 (.062)	30	---
973219	3/4 (.750)	1 (1.00)	1/8 (.125)	35	---
973221	1 (1.00)	1-1/4 (1.25)	1/8 (.125)	25	---

TUBE CUTTERS

MINI-TUBING CUTTER

- Great for tight places



Part #	Size	List Price
990571	3mm-22mm (1/8"-7/8")	---

TUBING CUTTER



PART #	SIZE	LIST PRICE
990570	1/8"-1-1/8"	---

PLASTIC TUBE CUTTER

Range: 1/8" - 3/8" I.D. (3mm-10mm)



PART #	DESCRIPTION	LIST PRICE
91707	Cutter w/Blade	---

MOUNTING RACKS



- Route and secure multiple tubing lines
- Mounting versatility
 - Racks can be easily hand separated down to single holders.
 - Thru holes provided (all sizes)
- Standard color is BLACK.
Other colors available on special request.

NOTE: MOUNTING SCREWS NOT PROVIDED


PART #	TUBING OD	DESCRIP.	CHANNELS	LIST
28988	1/4	non-adhesive	10	---
28989	1/4	adhesive	10	---
28990	3/8	non-adhesive	7	---
28991	1/2	non-adhesive	5	---

ALUMINUM AND COPPER

TUBING

ALUMINUM TUBING - EASY BEND

Alloy
3003-0
ASTM
B-483



Material
to ASTM
B-483

900 PSI max
3700 Burst PSI

Bend this tubing into the shape you need without special tools or elbow fittings. It is also known as Alloy 3003. Tubing has seamless construction, which provides a smooth interior and allows it to be flared without splitting. Use with water, air, alcohol and oil. Tubing meets ASTM B483 and has a soft (annealed) temper. OD tolerance is ± 0.004 "

ALUMINUM VERSATUBE 50' COILS

PART #	O.D.	WALL THICK	ID	MAX PSI @ 100°F	CASE	50' COILS
972190	1/8	.025	.075"	2,300	10 coils	---
972191	3/16	.028	.132"	1,600	10 coils	---
972192	1/4	.032	.186"	1,400	10 coils	---
972193	5/16	.035	.243"	1,200	10 coils	---
972194	3/8	.035	.305"	1,000	10 coils	---
972195	1/2	.035	.43"	740	10 coils	---

COPPER TUBING - REFRIGERATION TUBING

ASTMB280



- Temp range: 32° to 400°F
- Bend with a bending tool

This copper Alloy 122 tube comes cleaned and capped to prevent moisture and dirt from contaminating the inside. It's often called refrigeration and air conditioning tubing. Use with water, natural gas, oil and R22 refrigerant. Tubing meets ASTM B280. It has seamless construction, which provides a smooth interior. Tubing has a soft (annealed) temper.

REFRIGERATION COPPER TUBE 50' COILS

PART #	TUBE SIZE	OD	WALL	ID	MAX PSI @ 100°F	WEIGHT PER 50' COIL	50' COILS
972180	-	1/8	.030	.065"	3,000	1.74	---
972181	-	3/16	.030	.128"	1,900	2.88	---
972182	1/8	1/4	.030	.19"	1,400	4.02	---
972183	-	5/16	.032	.248"	1,100	5.45	---
972184	1/4	3/8	.032	.311"	980	6.70	---
972185	3/8	1/2	.032	.436"	720	9.10	---
972186	1/2	5/8	.035	.555"	610	12.55	---
972187	5/8	3/4	.035	.68"	510	15.25	---

COPPER TUBING - DRINKING WATER

For residential water lines



- Temp range: 32° to 180°F
- Bend with a bending tool

NSF 61 certified for drinking (potable) water, this copper Alloy 122 tubing is also called type L. Tubing meets ASTM B88. It has seamless construction, which provides a smooth interior. Coils - Have a soft (annealed) temper.

• Water service • Natural, liquified and petroleum gases • Fire protection • Solar • Fuel/ Fuel oil • HVAC • Snow melting - Air Brake

TYPE L SOFT COPPER TUBING 60' COILS

PART #	TUBE SIZE	OD	WALL	ID	MAX PSI @ 100°F	WEIGHT PER 60' COIL	60' COILS
972171	1/4	3/8"	.03"	.315"	910	7.56	---
972172	3/8	1/2	.035"	.43"	770	11.88	---
972173	1/2	5/8"	.04"	.545"	720	17.10	---

WARNING: This product can expose you to chemicals, including Lead, which are known to the State of California to cause cancer and birth defects or other reproductive harm. For more information, visit www.P65Warnings.ca.gov


HIGH PRESSURE SPRAYERS



STRAIGHT THROUGH QDS



FITTINGS AND SWIVELS



NOZZLES



SPRAY GUNS AND WANDS



WARNING: This product can expose you to chemicals, including Chromium, which are known to the State of California to cause cancer and birth defects or other reproductive harm. For more information, visit www.P65Warnings.ca.gov

HIGH PRESSURE SPRAYER

NOZZLES

HIGH PRESSURE SPRAYER

NOZZLES**QUICK DISCONNECT NOZZLE**

0-degree red tip nozzle, 15-degree yellow tip nozzle, 25-degree green tip nozzle, 40-degree white tip nozzle, and 65-degree black tip detergent nozzle. All nozzles are 4000 PSI and stainless steel, except for detergent nozzle, which is 600 PSI and brass. All Nozzles are rated for temperatures up to 300°F. Nozzles attach with ¼" quick disconnect plug.



PART #	DEGREE OF SPRAY	GPM @ 4000PSI	LIST PRICE
DX250030	0	3.0	---
DX251530	15	3.0	---
DX252530	25	3.0	---
DX254030	40	3.0	---
DX250040	0	4.0	---
DX251540	15	4.0	---
DX252540	25	4.0	---
DX254040	40	4.0	---
DX250050	0	5.0	---
DX251550	15	5.0	---
DX252550	25	5.0	---
DX254050	40	5.0	---
DX250060	0	6.0	---
DX251560	15	6.0	---
DX252560	25	6.0	---
DX254060	40	6.0	---
DX256500	65	---	---

MEG NOZZLE

Available in 0-degree nozzle, 15-degree nozzle, 25-degree nozzle, or 40-degree nozzle. Nozzle sizes 3.0, 4.0, 5.0, 6.0 or 7.0. All nozzles are 7250 PSI 300°F, stainless steel and ¼" male pipe thread.



PART #	DEGREE OF SPRAY	GPM @ 4000PSI	LIST PRICE
DX140030MG	0	3.0	---
DX141530MG	15	3.0	---
DX142530MG	25	3.0	---
DX144030MG	40	3.0	---
DX140040MG	0	4.0	---
DX141540MG	15	4.0	---
DX142540MG	25	4.0	---
DX144040MG	40	4.0	---
DX140050MG	0	5.0	---
DX141550MG	15	5.0	---
DX142550MG	25	5.0	---
DX144050MG	40	5.0	---
DX140060MG	0	6.0	---
DX141560MG	15	6.0	---
DX142560MG	25	6.0	---
DX144060MG	40	6.0	---
DX140070MG	0	7.0	---
DX141570MG	15	7.0	---
DX142570MG	25	7.0	---
DX144070MG	40	7.0	---

QUICK DISCONNECT NOZZLE 5-PIECE KIT

PART #	GPM @ 4000PSI	LIST PRICE
DX259520	2.0	---
DX259530	3.0	---
DX259540	4.0	---
DX259550	5.0	---
DX259560	6.0	---
DX259570	7.0	---



WARNING: This product can expose you to chemicals, including Chromium, which are known to the State of California to cause cancer and birth defects or other reproductive harm. For more information, visit www.P65Warnings.ca.gov

SWIVELS

HIGH PRESSURE SPRAYER

SWIVELS

RUBBER-TIP TURBO NOZZLE

Rubber tip, rotating turbo nozzle, 1/4" NPT with steel male quick disconnect plug adaptor, rated for temperatures up to 300°F.




PART #	PSI	GPM @ 4000PSI	LIST PRICE
DX722530	2500	3.0	---
DX722540	2500	4.0	---
DX722550	2500	5.0	---
DX722560	2500	6.0	---
DX723230	3200	3.0	---
DX723240	3200	4.0	---
DX723250	3200	5.0	---
DX723260	3200	6.0	---
DX724030	4000	3.0	---
DX724040	4000	4.0	---
DX724050	4000	5.0	---
DX724060	4000	6.0	---
DX725030	5000	3.0	---
DX725040	5000	4.0	---
DX725050	5000	5.0	---
DX725060	5000	6.0	---

THERMAL RELIEF VALVE

140F Thermal Relief Valve, Brass, 300 PSI

- Attaches directly to pump



PART #	SIZE	LIST PRICE
DX35TR25	1/4"	---
DX35TR38	3/8"	---

90° BOOM SWIVEL

Male x Female 90° Boom swivel, Stainless Steel, 5000 PSI, 7GPM, 300°F



PART #	SIZE	LIST PRICE
DX60092	3/8"	---




SPRAY GUNS
HIGH PRESSURE SPRAYER

SPRAYERS

CHROMED STEEL WAND

1/4" MNPT x 1/4" Extension Wands, 10.5 GPM, 300F



PART #	SIZE	GRIP	LIST PRICE
DX4324	24"	No Grip	---
DX4336	36"	No Grip	---
DX4424	24"	Molded Grip	---
DX4436	36"	Molded Grip	---
DX4524VG	24"	Vented Grip	---
DX4536VG	36"	Vented Grip	---

SPRAY GUN

Rear entry spray gun, 4000 PSI, 7 GPM, 212F max, inlet 3/8", outlet 1/4"



PART #	PRESSURE	FLOW	TEMPERATURE	LIST PRICE
DX5090	4000	7	212	---
DX5022	4000	6.6	300	---
DX5005	5075	10.5	300	---

WEeping SPRAY GUN

Rear entry spray gun, weeping, 5000 PSI, 10.5 GPM, 300F, , inlet 3/8", outlet 1/4"

Weep style spray guns allow for a continuous flow of water by way of a small hole in the bottom of the gun that produces a slight leak, or a weeping effect. This helps prevent lines freezing in cold weather or scalding water temperatures in hot weather that could damage the pumps.



PART #	LIST PRICE
DX5006	---

SPRAY GUN WITH EXTENSION*

Rear entry spray gun with 12" extension, 4000psi, 7gpm, 300F max, inlet 3/8", outlet M22



PART #	LIST PRICE
DX5190	---

SPRAY GUN WITH EXTENSION*

Rear entry spray gun with 12" extension, 5075psi, 10.5gpm, 300F max, inlet 3/8", outlet M22



PART #	LIST PRICE
DX5197	---

*Requires a 86-005 for MEG Nozzle and a 86-005 & 86-030 for QD Nozzle

WARNING: This product can expose you to chemicals, including Chromium, which are known to the State of California to cause cancer and birth defects or other reproductive harm. For more information, visit www.P65Warnings.ca.gov

COUPLERS/ PLUGS

HIGH PRESSURE SPRAYER

QUICK DISCONNECTS

- Brass couplers have brass bodies and brass valves, 8 steel locking balls, Buna-N seal, and stainless steel springs
- Stainless steel couplers have stainless steel bodies, 8 stainless steel locking balls, Buna-N seal, and stainless steel springs
- Plugs are steel with green blue zinc plating or stainless steel
- Straight through design means there is no positive shut-off after disconnect
- Fully interchangeable with Parker, Hansen, Foster and Adams
- Use with liquids, hydraulic service, compressed air, gases, water and vacuum
- Ideal for applications such as high pressure water, steam washers, and carpet cleaners
- Max. Temp. 212°F for Couplers/ 300°F for Plugs • Max Flow: 10.5 GPM

STRAIGHT THROUGH STYLE

MALE BRASS COUPLERS



PART #	BODY SIZE	THREAD SIZE	PSI	LIST PRICE
86030	1/4	1/4	4000	---
86031	3/8	3/8	4000	---
86032	1/2	1/2	4000	---

FEMALE BRASS COUPLERS



PART #	BODY SIZE	THREAD SIZE	PSI	LIST PRICE
86035	1/4	1/4	4000	---
86036	3/8	3/8	4000	---
86037	1/2	1/2	4000	---

MALE STAINLESS STEEL COUPLERS



PART #	BODY SIZE	THREAD SIZE	PSI	LIST PRICE
86030SS	1/4	1/4	6000	---
86031SS	3/8	3/8	6000	---

FEMALE STAINLESS STEEL COUPLERS



PART #	BODY SIZE	THREAD SIZE	PSI	LIST PRICE
86035SS	1/4	1/4	6000	---
86036SS	3/8	3/8	6000	---

MALE STEEL PLUGS



PART #	BODY SIZE	THREAD SIZE	PSI	LIST PRICE
86040	1/4	1/4	4000	---
86041	3/8	3/8	4000	---
86042	1/2	1/2	4000	---

FEMALE STEEL PLUGS



PART #	BODY SIZE	THREAD SIZE	PSI	LIST PRICE
86045	1/4	1/4	4000	---
86046	3/8	3/8	4000	---
86047	1/2	1/2	4000	---

MALE STAINLESS STEEL PLUGS



PART #	BODY SIZE	THREAD SIZE	PSI	LIST PRICE
86040SS	1/4	1/4	6000	---
86041SS	3/8	3/8	6000	---

FEMALE STAINLESS STEEL PLUGS



PART #	BODY SIZE	THREAD SIZE	PSI	LIST PRICE
86045SS	1/4	1/4	6000	---
86046SS	3/8	3/8	6000	---

COUPLERS/ KNOBS

HIGH PRESSURE SPRAYER

MOLDED GRIP MALE BRASS COUPLER



PART #	THREAD SIZE	THREAD SIZE	PSI	LIST PRICE
86030RG	1/4	1/4	4000	---
86031RG	3/8	3/8	4000	---

MOLDED GRIP FEMALE BRASS COUPLER



PART #	THREAD SIZE	PLUG	PSI	LIST PRICE
86035RG	1/4	1/4	4000	---
86036RG	3/8	3/8	4000	---

M22 SCREW TYPE X MNPT



PART #	THREAD SIZE	MALE	PSI	LIST PRICE
86001	M22	1/4	4000	---
86002	M22	3/8	4000	---

M22 SCREW TYPE X FNPT



PART #	THREAD SIZE	FEMALE SIZE	PSI	LIST PRICE
86005	M22	1/4	4000	---
86006	M22	3/8	4000	---


INSULATED KNOB

M22 INSULATED KNOB X MNPT



PART #	THREAD SIZE	MALE SIZE	PSI	LIST PRICE
86012	M22	1/4	4000	---
86013	M22	3/8	4000	---

M22 INSULATED KNOB X FNPT



PART #	THREAD SIZE	FEMALE SIZE	PSI	LIST PRICE
86017	M22	1/4	4000	---
86018	M22	3/8	4000	---

M22 X M22 FNPT



PART #	THREAD SIZE	THREAD SIZE	PSI	LIST PRICE
86022	M22	M22	4000	---

M22 INSULATED KNOB X QC PLUG



PART #	THREAD SIZE	PLUG	PSI	LIST PRICE
86020	M22	3/8	4000	---

WARNING: This product can expose you to chemicals, including lead, which are known to the State of California to cause cancer and birth defects or other reproductive harm. For more information, visit www.P65Warnings.ca.gov

PNEUMATICS



1/4" INDUSTRIAL INTERCHANGE 3/8" 1/2" 1/4" ARO 1/4" AUTO 3/8" AUTO 1/4" LINCOLN 1/4" STRAIGHT THRU 3/8" STRAIGHT THRU

QUICK DISCONNECTS



- Universal
- ARO 210
- Lincoln
- Industrial
- Automotive
- ST Series - High Flow

BREATHER VENTS, MUFFLERS



- Mufflers
- Snubbers
- In-line filters
- Breather vents
- Control valves
- Manifolds

PNEUMATIC ACCESSORIES



- Kits NEW
- Tire gauge
- Tank and vent valves
- Blow guns
- Air chucks
- Inflators

GAUGES



- Liquid filled & Dry
- Lower mount & center mount
- Water test
- Syphons

WARNING: This product can expose you to chemicals, including lead, which are known to the State of California to cause cancer and birth defects or other reproductive harm. For more information, visit www.P65Warnings.ca.gov

INDUSTRIAL
PNEUMATICS

INDUSTRIAL INTERCHANGE

• Couplers are brass or plated steel body with brass or steel valves, 6 steel locking balls, NBR seal and stainless steel springs

6 Steel locking balls (1/2" body size has 8 steel locking balls)

- Plugs are brass or steel with green blue zinc plating
- Industry standard design for compressed air, water, grease, paint, limited vacuum and limited gases
- Manual retract for connecting and disconnecting
- Maximum working pressure is 250 PSI

BRASS FEMALE COUPLER




PART#	BODY SIZE	THREAD SIZE	LIST PRICE
28540	1/4"	1/4"	---
28541	1/4"	3/8"	---

BRASS MALE COUPLER



PART#	BODY SIZE	THREAD SIZE	LIST PRICE
28552	1/4"	1/4"	---
28553	1/4"	3/8"	---

STEEL FEMALE COUPLER



PART#	BODY SIZE	THREAD SIZE	LIST PRICE
28540S	1/4"	1/4"	---
28541S	1/4"	3/8"	---
98810	3/8"	1/4"	---
98811	3/8"	3/8"	---
98812	3/8"	1/2"	---
99812	1/2"	1/2"	---

STEEL MALE COUPLER



PART#	BODY SIZE	THREAD SIZE	LIST PRICE
28552S	1/4"	1/4"	---
28553S	1/4"	3/8"	---
98823	3/8"	1/4"	---
98824	3/8"	3/8"	---
98825	3/8"	1/2"	---
99825	1/2"	1/2"	---
99826	1/2"	3/4"	---

BRASS HOSE ID COUPLER




PART#	BODY SIZE	BARB SIZE	LIST PRICE
28562	1/4"	1/4"	---
28564	1/4"	3/8"	---

STEEL HOSE ID COUPLER



PART#	BODY SIZE	BARB SIZE	LIST PRICE
28562S	1/4"	1/4"	---
28564S	1/4"	3/8"	---
98840	3/8"	1/4"	---
98841	3/8"	3/8"	---
99841	1/2"	3/8"	---
99843	1/2"	1/2"	---

BRASS PUSH-ON HOSE COUPLER



PART#	BODY SIZE	BARB SIZE	LIST PRICE
28565	1/4"	1/4"	---
28566	1/4"	3/8"	---

WARNING: This product can expose you to chemicals, including lead, which are known to the State of California to cause cancer and birth defects or other reproductive harm. For more information, visit www.P65Warnings.ca.gov

STEEL PUSH-ON HOSE COUPLER



PART#	BODY SIZE	BARB SIZE	LIST PRICE
28565S	1/4"	1/4"	---
28566S	1/4"	3/8"	---
98842	3/8"	3/8"	---

STEEL MALE PLUG



PART#	BODY SIZE	THREAD SIZE	LIST PRICE
28545	1/4"	1/8"	---
28546	1/4"	1/4"	---
28547	1/4"	3/8"	---
98814	3/8"	1/4"	---
98815	3/8"	3/8"	---
99816	1/2"	1/2"	---
99817	1/2"	3/4"	---

STEEL FEMALE PLUG



PART#	BODY SIZE	THREAD SIZE	LIST PRICE
28533	1/4"	1/8"	---
28534	1/4"	1/4"	---
28535	1/4"	3/8"	---
98801	3/8"	1/4"	---
98802	3/8"	3/8"	---
99803	1/2"	1/2"	---
99804	1/2"	3/4"	---

BRASS MALE PLUG



PART#	BODY SIZE	THREAD SIZE	LIST PRICE
28546B	1/4"	1/4"	---

BRASS FEMALE PLUG



PART#	BODY SIZE	THREAD SIZE	LIST PRICE
28534B	1/4"	1/4"	---

STEEL HOSE ID PLUG



PART#	BODY SIZE	BARB SIZE	LIST PRICE
28557	1/4"	1/4"	---
28559	1/4"	3/8"	---
98828	3/8"	3/8"	---
99828	1/2"	3/8"	---
99830	1/2"	1/2"	---

STEEL PUSH-ON HOSE PLUG



PART#	BODY SIZE	BARB SIZE	LIST PRICE
28558	1/4"	1/4"	---
28561	1/4"	3/8"	---
98830	3/8"	3/8"	---

STEEL SWIVEL MALE PLUG



PART#	BODY SIZE	THREAD SIZE	LIST PRICE
320065	1/4"	1/4"	---

WARNING: This product can expose you to chemicals, including lead, which are known to the State of California to cause cancer and birth defects or other reproductive harm. For more information, visit www.P65Warnings.ca.gov

UNIVERSAL
PNEUMATICS

UNIVERSAL SERIES COUPLERS

- Automatic Coupler means flow will cut off automatically at time of disconnect
- Brass Couplers have brass body and brass sleeve with brass valve, 6 steel locking balls, NBR seal and 6 stainless steel springs.
- Stainless Steel Couplers have stainless steel body and stainless steel sleeve with stainless steel valve, 6 steel locking balls, FKM seal, and stainless steel springs
- Coupler compatible with ARO 210, Parker Interchange and Industrial Interchange plugs
- Maximum working pressure is 250 PSI

BRASS MALE COUPLER



PART#	BODY SIZE	THREAD SIZE	LIST PRICE
28579	1/4"	1/4"	---
28589	1/4"	3/8"	---

BRASS FEMALE COUPLER



PART#	BODY SIZE	THREAD SIZE	LIST PRICE
28560	1/4"	1/4"	---

BRASS HOSE ID COUPLER



PART#	BODY SIZE	BARB SIZE	LIST PRICE
28690	1/4"	1/4"	---
28691	1/4"	3/8"	---

STAINLESS STEEL MALE COUPLER



PART#	BODY SIZE	THREAD SIZE	LIST PRICE
28579SS	1/4"	1/4"	---

STAINLESS STEEL FEMALE COUPLER



PART#	BODY SIZE	THREAD SIZE	LIST PRICE
28560SS	1/4"	1/4"	---

STAINLESS STEEL INDUSTRIAL MALE PLUG



PART#	BODY SIZE	THREAD SIZE	LIST PRICE
28546SS	1/4"	1/4"	---

STAINLESS STEEL INDUSTRIAL FEMALE PLUG



PART#	BODY SIZE	THREAD SIZE	LIST PRICE
28534SS	1/4"	1/4"	---

WARNING: This product can expose you to chemicals, including lead, which are known to the State of California to cause cancer and birth defects or other reproductive harm. For more information, visit www.P65Warnings.ca.gov

ARO 210 INTERCHANGE

- Couplers have brass bodies and brass valves, 6 steel locking balls, NBR seal, and stainless steel springs
- Plugs are steel with green blue zinc plating
- Couplers have a full opening tubular valve for maximum flow and a built-in sleeve guard to minimize accidental disconnect
- Maximum working pressure is 250 PSI

MALE COUPLER



PART#	BODY SIZE	THREAD SIZE	LIST PRICE
28592	1/4"	1/8"	---
28593	1/4"	1/4"	---
28594	1/4"	3/8"	---

FEMALE COUPLER



PART#	BODY SIZE	THREAD SIZE	LIST PRICE
28583	1/4"	1/8"	---
28584	1/4"	1/4"	---

HOSE ID COUPLER



PART#	BODY SIZE	BARB SIZE	LIST PRICE
28601	1/4"	1/4"	---
28603	1/4"	3/8"	---

MALE PLUG



PART#	BODY SIZE	THREAD SIZE	LIST PRICE
28586	1/4"	1/8"	---
28587	1/4"	1/4"	---

FEMALE PLUG



PART#	BODY SIZE	THREAD SIZE	LIST PRICE
28578	1/4"	1/4"	---

HOSE ID PLUG



PART#	BODY SIZE	BARB SIZE	LIST PRICE
28595	1/4"	1/4"	---
28597	1/4"	3/8"	---

WARNING: This product can expose you to chemicals, including lead, which are known to the State of California to cause cancer and birth defects or other reproductive harm. For more information, visit www.P65Warnings.ca.gov

AUTOMOTIVE/ PARKER INTERCHANGE

PNEUMATICS

AUTOMOTIVE/ PARKER INTERCHANGE (Tru-Flate)

- Brass couplers are brass bodies with brass valves, 6 steel locking balls, NBR seal, and stainless steel springs. Steel couplers are steel bodies with steel valves, 6 stainless steel locking balls, NBR seal, and stainless steel springs.
- Plugs are brass or steel with green blue zinc plating
- Unique design has been field proven as a long-lasting, high performance coupling especially when used with pneumatic tools
- Maximum working pressure is 300 PSI

BRASS MALE COUPLER



PART#	BODY SIZE	THREAD SIZE	LIST PRICE
28515	1/4"	1/8"	---
28516	1/4"	1/4"	---
28517	1/4"	3/8"	---

BRASS FEMALE COUPLER



PART#	BODY SIZE	THREAD SIZE	LIST PRICE
28507	1/4"	1/4"	---
28508	1/4"	3/8"	---

STEEL MALE COUPLER



PART#	BODY SIZE	THREAD SIZE	LIST PRICE
28516S	1/4"	1/4"	---
28514S	3/8"	1/4"	---
28519S	3/8"	3/8"	---

STEEL FEMALE COUPLER



PART#	BODY SIZE	THREAD SIZE	LIST PRICE
28507S	1/4"	1/4"	---
28525S	3/8"	1/4"	---

BRASS MALE PLUG



PART#	BODY SIZE	THREAD SIZE	LIST PRICE
28510B	1/4"	1/4"	---

BRASS FEMALE PLUG



PART#	BODY SIZE	THREAD SIZE	LIST PRICE
28501B	1/4"	1/4"	---

STEEL MALE PLUG



PART#	BODY SIZE	THREAD SIZE	LIST PRICE
28509	1/4"	1/8"	---
28510	1/4"	1/4"	---
28511	1/4"	3/8"	---
28512	3/8"	1/4"	---
28513	3/8"	3/8"	---

STEEL FEMALE PLUG



PART#	BODY SIZE	THREAD SIZE	LIST PRICE
28500	1/4"	1/8"	---
28501	1/4"	1/4"	---
28502	1/4"	3/8"	---
28503	3/8"	1/4"	---
28504	3/8"	3/8"	---

WARNING: This product can expose you to chemicals, including lead, which are known to the State of California to cause cancer and birth defects or other reproductive harm. For more information, visit www.P65Warnings.ca.gov

AUTOMOTIVE/ PARKER INTERCHANGE

PNEUMATICS

HOSE ID COUPLER



PART#	BODY SIZE	BARB SIZE	LIST PRICE
28528	1/4"	1/4"	---
28530	1/4"	3/8"	---
28536	3/8"	1/4"	---

HOSE ID PLUG



PART#	BODY SIZE	BARB SIZE	LIST PRICE
28518	1/4"	1/4"	---
28520	1/4"	3/8"	---
28523	3/8"	1/4"	---
28524	3/8"	3/8"	---

PUSH-ON HOSE COUPLER



PART#	BODY SIZE	BARB SIZE	LIST PRICE
28531	1/4"	1/4"	---
28532	1/4"	3/8"	---

PUSH-ON HOSE PLUG



PART#	BODY SIZE	BARB SIZE	LIST PRICE
28521	1/4"	1/4"	---
28522	1/4"	3/8"	---

LINCOLN INTERCHANGE

- Couplers have brass bodies with steel sleeves, Acetal valves, 6 steel locking balls, Nitrile seal and stainless steel springs
- Plugs are steel with green blue zinc plating
- Manual style
- Unique design includes long nose and short ball groove
- Maximum working pressure is 250 PSI

MALE COUPLER



PART#	BODY SIZE	THREAD SIZE	LIST PRICE
28683	1/4"	1/4"	---

STEEL MALE PLUG



PART#	BODY SIZE	THREAD SIZE	LIST PRICE
28685	1/4"	1/8"	---
28686	1/4"	1/4"	---

FEMALE COUPLER



PART#	BODY SIZE	THREAD SIZE	LIST PRICE
28684	1/4"	1/4"	---

STEEL FEMALE PLUG



PART#	BODY SIZE	THREAD SIZE	LIST PRICE
28687	1/4"	1/4"	---

WARNING: This product can expose you to chemicals, including lead, which are known to the State of California to cause cancer and birth defects or other reproductive harm. For more information, visit www.P65Warnings.ca.gov

PNEUMATICS

COUPLERS

PNEUMATICS

ST SERIES...HIGH FLOW

SPECIFICATIONS

Brass - Coupler & Steel Plug	
Temperature Range	-40° to 250°

- Non-valved couplings for applications where maximum flow is required. Ideal for applications such as high pressure water and steam washers, carpet cleaners and mold coolant lines. They are often used in food processing, on fluid and dye transfer lines.
- Standard seals are Buna-N (Nitrile).

MALE PIPE COUPLER

BRASS



PART #	BODY & THREAD SIZE	LIST
28667	1/8"	---
28665	1/4"	---
28666	3/8"	---
28668	1/2"	---
28669	3/4"	---
28670	1"	---

FEMALE PIPE COUPLER

BRASS



PART #	BODY & THREAD SIZE	LIST
28671	1/8"	---
28651	1/4"	---
28652	3/8"	---
28672	1/2"	---
28673	3/4"	---
28674	1"	---

MALE PLUG

STEEL



PART #	SIZE	LIST PRICE
28675	1/8"	---
28639	1/4"	---
28640	3/8"	---
28676	1/2"	---
28677	3/4"	---

FEMALE PLUG

STEEL



PART #	SIZE	LIST PRICE
28688	1/8"	---
28619	1/4"	---
28620	3/8"	---
28679	1/2"	---
28680	3/4"	---
28681	1"	---

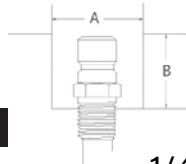
MOLD COOLANT-LINE QUICK COUPLERS

OPERATING PRESSURE:
200 PSIG (14.06 Kg/sq. cm)
Standard Seal:
SILICONE: -90°F to 400°F (-68°C to +

- coolant couplers are engineered for optimum speed and performance in connecting coolant lines to molds used for thermoplastic, thermo-setting, blow molding, diecasting and on other types of tooling and equipment utilizing a constant fluid flow pumped through cooling



MALE PLUG (BRASS)



FEMALE PLUG (STEEL)

1/4" BASIC SIZE

PART #	SIZE	A	B	LIST PRICE
29900	1/8"	0.69	0.69	---
29901	1/4"	0.84	0.94	---
29902	3/8"	1.00	0.97	---

1/4" BASIC SIZE

PART #	SIZE	LIST PRICE
29903	1/8"	---
29904	1/4"	---
29905	3/8"	---

3/8" BASIC SIZE

PART #	SIZE	A	B	LIST PRICE
29906	1/4"	1.00	0.94	----
29907	3/8"	1.00	1.13	----
29908	1/2"	1.81	1.25	----

3/8" BASIC SIZE

PART #	SIZE	LIST PRICE
29909	1/4"	---
29910	3/8"	---

1/2" BASIC SIZE

PART #	SIZE	A	B	LIST PRICE
29911	1/2"	1.25	1.50	---
29912	3/4"	1.50	1.56	---

1/2" BASIC SIZE

PART #	SIZE	LIST PRICE
29913	1/2"	---
29914	3/4"	---

MINI TYPE QUICK DISCONNECTS

MALE COUPLER



PART #	SIZE	LIST PRICE
28605	1/8"	---

FEMALE PLUG



PART #	SIZE	LIST PRICE
28608	1/8"	---

MUFFLERS/ VENTS

PNEUMATICS

BRASS MUFFLERS

Materials:

Body: Brass

Element: Sintered Bronze

Max Operating Pressure: 300PSI

Temperature: 35° to 300°F

• Application: Designed to diffuse Air & Muffler noise to acceptable levels within OSHA noise requirements.

• Used on exhaust ports, valves, cylinders and air tools.

• Construction: Porous sintered bronze 40 micron filter element secured to a brass body



PART #	SIZE	LIST PRICE
300020	10/32"	---
300021	1/8"	---
300022	1/4"	---
300023	3/8"	---
300024	1/2"	---
300026	3/4"	---
300028	1"	---

40 Micron element

STAINLESS MUFFLERS



Materials:

Body: 303 Grade Stainless Steel

Element: 316 Grade Stainless Steel

Max Operating Pressure: 300PSI

Temperature: 35° to 392°F

PART #	SIZE	LIST PRICE
300031	10/32"	---
300032	1/8"	---
300033	1/4"	---
300034	3/8"	---
300035	1/2"	---
300036	3/4"	---
300037	1"	---

BRASS BREATHER VENT



Materials:

Body: Brass

Element: Sintered Bronze

Max Operating Pressure: 150PSI

Temperature: 35° to 300°F

• Application: Prevents Dirt and Foreign Particles from Entering Ports Open to Atmosphere. Typically used on Acting Cylinders

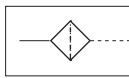
• Additional Use is Vacuum Relief or Pressure Equalization on Storage Vessels or Tanks

• Construction: Porous Sintered Bronzed 40 Micron Filter Element Secured to a brass body

PART #	SIZE	LIST PRICE
300000	10-32"	---
300001	1/8"	---
300002	1/4"	---
300003	3/8"	---
300004	1/2"	---
300006	3/4"	---
300008	1"	---

40 Micron element

STAINLESS BREATHER VENT



Materials:

Body: 303 Grade Stainless Steel

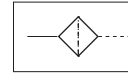
Element: 316 Grade Stainless Steel

Max Operating Pressure: 150PSI

Temperature: 35° to 390°F

PART #	SIZE	LIST PRICE
300014	1/8"	---
300015	1/4"	---
300017	3/8"	---
300018	1/2"	---
300019	3/4"	---
300007	1"	---

PRESSURE SNUBBER



Materials:

Body: Brass

Element: Sintered Bronze

Max Operating Pressure: 9000PSI

Temperature: 35° to 300°F

• Applications: Protect pressure instruments from sudden pressure surges and fluctuations providing more accurate gauge readings

• Construction: Solid brass housing with porous bronze element

• Can be used for mini in-line filters

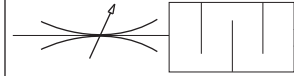
• 5 different porosity elements per package, allows each user to adjust snubbing capacity for the specific application

PART #	SIZE	POROSITY	LIST
28354	1/4"	40 um	---
28353	1/4"	30 um	---
28352	1/4"	25 um	---
28351	1/4"	20 um	---
28350	1/4"	10 um	---

Recommended Element Porosity Rating

Rating	Color	Recommended Application
40 um	None	Viscous Fluids (over 500 ssu)

SPEED CONTROL VALVE



Materials:

Body: Brass

Element: 40 Micron Sintered Bronze

Max Operating Pressure: 300PSI

Temperature: 35° to 300°F

• Application: Provide infinite variation of metering air flow at acceptable sound levels on air valve exhaust ports with complete safety

• The speed of an operating cylinder or air tool may be increased or decreased with the adjusting screw, the final position is locked in place by a lock nut

• Objectionable exhaust air noise is eliminated by the surrounding sleeve - 40 um sintered bronze

• Brass Body

• Max operating pressure: 300PSI

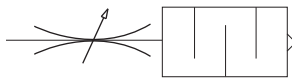
• Operating temperature: 35° F to 300° F

PART #	SIZE	LIST PRICE
940800	1/8"	---
940801	1/4"	---
940803	3/8"	---
940804	1/2"	---
940805	3/4"	---
940806	1"	---

VALVES/ MUFFLERS/ FILTERS

PNEUMATICS

STAINLESS SPEED CONTROL VALVE

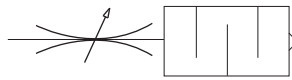


70 Micron filter element

Materials:
 Body: 303 Grade Stainless Steel
 Element: 316 Grade Stainless Steel
 Max Operating Pressure: 300PSI
 Temperature: 35° to 392°F

PART #	SIZE	LIST PRICE
940810	1/8"	---
940811	1/4"	---
940812	3/8"	---
940813	1/2"	---
940814	3/4"	---
940815	1"	---

MUFFLER W/ FLOW ADJUSTMENT



Materials:
 Body: Brass
 Element: Sintered Bronze
 Max Operating Pressure: 300PSI
 Temperature: 35° to 300°F

PART #	SIZE	LIST PRICE
28379	1/8"	---
28380	1/4"	---
28381	3/8"	---
28382	1/2"	---

HIGH FLOW ALUMINUM MUFFLER

• hole pattern



Materials:
 Body: Aluminum
 Element: 50 Mesh Stainless Steel
 Max Operating Pressure: 300PSI
 Temperature: 35° to 160°F

PART #	SIZE	LIST PRICE
940822	1/8"	---
940823	1/4"	---
940824	3/8"	---
940825	1/2"	---
940826	3/4"	---
940827	1"	---

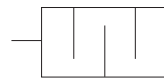
HIGH FLOW STEEL MUFFLER



Materials:
 Body: Steel
 Element: 50 Mesh Stainless Steel
 Max Operating Pressure: 300PSI
 Temperature: 35° to 160°F

PART #	SIZE	LIST PRICE
28373	1/8"	---
28374	1/4"	---
28375	3/8"	---
28376	1/2"	---
28377	3/4"	---
28378	1"	---

ALUMINUM HIGH FLOW MUFFLER

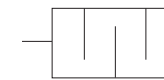


Materials:
 Body: Aluminum
 Element: 50 Mesh Stainless Steel
 Max Operating Pressure: 300PSI
 Temperature: 35° to 160°F

- Slit pattern
- Application: Used exhaust ports of Pneumatic valves or manifolds to reduce work area noise
- Construction: Aluminum body, 50 mesh self cleaning stainless steel screen corrosion resistant aluminum shell
- High flow & minimal back pressure

PART #	SIZE	LIST PRICE
28367	1/8"	---
28368	1/4"	---
28369	3/8"	---
28370	1/2"	---
28371	3/4"	---
28372	1"	---

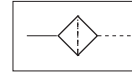
PLASTIC HIGH FLOW MUFFLER



Materials:
 Body: Black Nylon
 Element: 50 Mesh Stainless Steel
 Max Operating Pressure: 150PSI
 Temperature: 35° to 120°F

PART #	SIZE	LIST PRICE
28363	1/8"	---
28364	1/4"	---
28365	3/8"	---
28366	1/2"	---

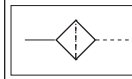
NIPPLE INLINE FILTER



Materials:
 Body: Brass
 Element: 40 Micron Sintered Bronze
 Max Operating Pressure: 300PSI
 Temperature: 35° to 300°F

PART #	SIZE	LIST PRICE
940845	1/8"	---
940846	1/4"	---
940847	3/8"	---
940848	1/2"	---

REPAIRABLE AIR/ OIL INLINE FILTER



Materials:
 Body: Anodized Aluminum
 Element: 40 Micron Sintered Bronze
 Max Operating Pressure: 300PSI
 Temperature: 35° to 200°F

- Application: Protect small air tools i.e. impact wrench grinders, screwdrivers and low pressure hydraulic applications
- Construction: All anodized, lightweight aluminum housing
- Can be installed directly before the air tool
- Features cleanable or replaceable 40 micron filter element

PART #	SIZE	LIST PRICE
940840	1/8"	---
940841	1/4"	---
940842	3/8"	---
940843	1/2"	---
940844	3/4"	---

WARNING: This product can expose you to chemicals, including Chromium, which are known to the State of California to cause cancer and birth defects or other reproductive harm. For more information, visit www.P65Warnings.ca.gov

MANIFOLDS AND AIR REGULATORS

PNEUMATICS

MANIFOLDS

MANIFOLDS - ALUMINUM WITH BLACK ANODIZING

Materials:

Aluminum with black anodizing for corrosion resistance.

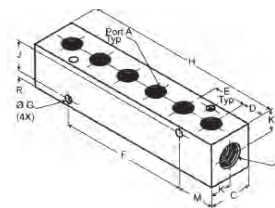
Specifications:

Max Operating Pressure: 1000PSI

Temperature: -10° to 200°F

Media: Air and liquids compatible with materials of construction.

• Ports column = # of ports in top of manifold



THREADED PORTS

Part #	Ports	List Price	A - out NPT	B - in NPT	C	D	E	F	G	H	J	K	M	R
28450	4	----	1/8"	1/4"	1.00	0.50	0.75	1.5	0.17	3.25	0.70	0.50	0.88	0.15
28452	6	---						3.00		4.75				
28456	10	---						6.00		7.75				
28458	3	----	1/4"	3/8"	1.25	0.63	0.88	0.88	0.20	3.00	0.89	0.63	1.06	0.18
28460	5	---						2.63		4.75				
28464	9	----						6.13		8.25				
28465	10	----						7.00		9.13				
28467	3	----						1.13		4.25				
28468	4	----						2.25		5.38				
28469	5	----	3/8"	3/8"	1.25	1.00	1.13	3.38	0.20	6.50	0.89	0.63	1.56	0.18
28470	6	---						4.50		7.63				

3 IN 1 ALUMINUM AIR MANIFOLD

No need to connect and disconnect every time you want to change tools. Supply 3 air tools from one outlet. These manifolds have one inlet with three 1/4 outlets.



PART #	SIZE	LIST PRICE
320120	1/4" Inlet	---
320121	3/8" Inlet	---
320122	1/2" Inlet	---
three 1/4" Outlets		

AIR REGULATOR

- Rated for Inlet Pressrue up to 140PSI(10bar).
- Ambient and Fluid Tmperature:5~60°C(41~140°F)
- Port Threads:NPT
- Flow Capacity:See Below,at 0.7Mpa Inlet Pressure and set at 0.5Mpa.
- Assembly Bracket is included.



PART #	SIZE	GAUGE PORT	REGULATING RANGE	LIST PRICE
AR2	1/4"	1/8	0.05~0.85Mpa(0.5~8.5kgf/cm2)(7.25psi~123psi)	---

SAFETY VALVES

ASME CODED

- Valves are manufactured to ASME standards and certified by the national board of boiler and pressure vessel inspectors.
- Bubble tight to 10% of set pop-off pressure.
- ASME safety valves are interchangeable with all other ASME valves of same size and pressure.
- Brass construction. Marked ASME, NB
- 1/ Blister card.



PART #	MALE NPT	POP-OFF PRESSURE	AIR FLOW	LIST PRICE
87001	1/4"	70 PSI	70 CFM	---
87002	1/4"	125 PSI	120 CFM	---
87003	1/4"	150 PSI	140 CFM	---
87004	1/4"	200 PSI	170 CFM	---

Note: Valve resets after pressure drops 50%

NON-CODED SAFETY RELIEF VALVES

- Non-coded safety valves are constructed of the same materials as the AMSE safety valves but are not national board certified and cannot be used on applications requiring ASME components.
- Valves are equipped with a lift ring for instant relief and are staked at the factory at the pre set pop-off pressure.
- Marked ASME, UV, NB



PART #	MALE NPT	POP-OFF PRESSURE	LIST PRICE
87008	1/4"	125 PSI	---
87009	1/4"	150 PSI	---

Warning: These valves are not to be used on compressors with a capacity over 15 CFM or 3 HP or 12 gallon storage tank.

COMPRESSOR TANK CHECK VALVES

- Used in compressor tanks to prevent air volume and pressure from escaping back into compressor heads while the compressor is not operating.
- Brass body with Teflon poppet.
- 1/8" Female NPT side port for pressure switch application.
- Maximum working pressure: 450 PSI
- Maximum temperature: 400°F



PART #	TANK BUNG HOLE SIZE	COMPRESSOR AIR LINE SIZE	SCFM	LIST PRICE
87020	1/2" NPT Male	3/8" Tube Compression male	20	---
87021	1/2" NPT Male	1/2" Tube Compression male	20	---



87023	1/2" NPT Male	1/2" NPT Female	20	---
-------	---------------	-----------------	----	-----

WARNING: This product can expose you to chemicals, including lead, which are known to the State of California to cause cancer and birth defects or other reproductive harm. For more information, visit www.P65Warnings.ca.gov

tank valves

BRASS BICYCLE PUMP FITTING

Screw on swivel chuck for most hand operated tire pumps.
Buna-N-Seal • Deflator



INT x 3/16 Barb

PART #	SIZE	LIST PRICE
32782	3/16"	---

INFLATOR



INT x 3/16

PART #	SIZE	LIST PRICE
32783	3/16"	---

PNEUMATIC SLIDE VALVE

- Max Operating Pressure: 200 psig
- Temperatures: -20°F to +200°F

Manually operated slide valves provide simple on/off airflow control. They can be mounted horizontally, vertically or at any angle.

Open Position



MALE X FEMALE

PART #	SIZE	L	HEX	LIST PRICE
20780	1/8"	2.15	9/16"	---

INT = Inflation needle thread .305 in. OD x 32 threads per inch

TANK & VENT VALVES

Three standard styles of valve bodies, complete with short core, for air lifts, water pumps, vacuum, pressurized containers, air jacks, and other pneumatic devices.
 REGULAR: 300 PSI and cracking pressure 80 PSI

1/8" NPT - .9" LONG SPRING CORE

7/16" Hex 1/8 x INT



PART #	SIZE	LIST PRICE
46620	1/8	---

1/8" NPT 1.207" LONG SPRING CORE

7/16" Hex 1/8 x INT



PART #	SIZE	LIST PRICE
46621	1/8	---

1/4" NPT 1.46" LONG SPRING CORE

9/16" Hex 1/4 x INT



PART #	SIZE	LIST PRICE
46622	1/4	---

TANK VALVE ACCESSORIES

BLACK PLASTIC CAP

No gasket



Inflation
needle threads

PART #	LIST PRICE
46630	---

SHORT NICKEL PLATED DOME CAP

Dome skirted type



Inflation
needle thread

PART #	LIST PRICE
46631	---

WARNING: This product can expose you to chemicals, including lead, which are known to the State of California to cause cancer and birth defects or other reproductive harm. For more information, visit www.P65Warnings.ca.gov

BLOW GUNS/ NOZZLES

PNEUMATICS

COMPACT BLOW GUN W/RUBBER TIP

- Includes One Rubber Tip and One Safety Tip
- Zinc Alloy Body
- 1/4" FPT Inlet
- Maximum 150 psi (Recommended Working Pressure 90-120 psi)
- Safety Tip Limits Air Pressure to 30 psi When Dead-Ended per OSHA requirement
- Maximum 87 dba
- 1/8" Outlet



PART #	SIZE	LIST PRICE
320053	1/4"	---

SAFETY BLOW GUN

- Heavy-Duty Design
- Internal Safety Valve that Limits Air Pressure to Less than 30 psi When dead-ended per OSHA
- Aluminium Alloy Body
- 1/4" FPT Inlet
- Maximum 150 psi (Recommended Working Pressure 90-120 psi)
- Safety Tip Limits Air Pressure to 30 psi When Dead-Ended per OSHA Requirement
- Maximum 87 dba
- 1/8" Outlet



PART #	SIZE	LIST PRICE
320054	1/4"	---

SAFETY BLOW GUN

- N/P steel handle with plastic sleeve
- Brass Valve
- Zinc body
- Aluminum nozzle



1/8" Outlet

PART #	SIZE	LIST PRICE
320050	1/4" Inlet	---

5114 51-124 401 20430AD 5148 D204-30 6475

COMPACT BLOW GUN

- With standard tip and safety tip
- Zinc Alloy Body
- 1/4" FPT Inlet
- Maximum 150 psi (Recommended Working Pressure 90-120 psi)
- Safety Tip Limits Air Pressure to 30 psi When Dead-Ended per OSHA Requirement
- Maximum 87 dba



PART #	SIZE	LIST PRICE
320055	1/4"	---

PISTOL GRIP BLOW GUN

- Lightweight, Ergonomic Design
- Delrin® Body
- Trigger Air Flow Control
- 1/4" FPT Inlet
- 3" Nozzle Ideal for Tight Spaces
- Recommended Working Pressure 90-120 psi
- Maximum 87 Dba



PART #	SIZE	LIST PRICE
320036	1/4"	---

PISTOL GRIP BLO-GUN

Material

- Body: POM (engineering plastic)
- Nozzle: nickel plated carbon steel
- Blue Handle Color

Features

- Simple construction, economic
- Global thread connection
- Durable and versatile applications
- 4 inch nozzle



150 PSI

PART #	SIZE	LIST PRICE
320035	1/4"	---

RUBBER TIPPED NOZZLE



MAKES POSITIVE SEAL BETWEEN GUN AND FUEL LINE OR OTHER OPENINGS. USE ONLY ON AIR LINE REGULATED TO 30 PSI OR LESS

PART #	THREAD SIZE	LIST PRICE
320070	1/8 - 27	---

51-521 2058 D201RT 411R

HIGH FLOW SAFETY NOZZLE



MEETS OSHA REGULATIONS OF 30 PSI MAXIMUM OUTLET PRESSURE WHEN LINE PRESSURE IS 150 PSI OR LESS. HAS AN AIR PRESSURE BYPASS WHICH PREVENTS BUILD UP OF TIP PRESSURE EVEN IF NOZZLE IS BLOCKED. ADAPTS TO ANY BLOW GUN WITH A 1/8"

PART #	SIZE	LIST PRICE
320075	1/8 MIP x Female Needle Thread	---

51-338 SST10 411BT 2056

WARNING: This product can expose you to chemicals, including lead, which are known to the State of California to cause cancer and birth defects or other reproductive harm. For more information, visit www.P65Warnings.ca.gov

TIRE GAUGES

PNEUMATICS

tire gauges

M - TIRE GAUGE

320-021



HEAVY DUTY DUAL FOOT TIRE GAUGE

320-022



DUAL ANGLE FOOT TRUCK PENCIL GAUGE

320-023



PART #	PRESSURE RANGE	INCREMENT	HEAD	BODY	BAR(PSI/KPA)	LIST PRICE
320021	20-120psi	2 psi	Metal	Metal	4 sided plastic	---
320022	10-120psi	2 psi	Plastic	Metal	4 sided plastic	---
320023	20-120psi	2 psi	Metal	Metal	4 sided plastic	---

INFLATION NEEDLE



• See thread note below

PART #	LIST PRICE
320095	---

1 PIECE BLOW GUN TAPERED NOZZLE




PART #	SIZE	LIST PRICE
320076	NT	---

1 PIECE BLOW GUN STANDARD NOZZLE



PART #	SIZE	LIST PRICE
320077		---

VOLUME REGULATOR



PART #	FIP X MIP	LIST PRICE
46615	1/4	---

What size thread is an inflation needle (INT)?

Metric: 7.7mm OD, thread root diameter is 6.9mm x 0.794 pitch
English: 0.305 OD, threadroot diameter 0.302 in x 32 tpi (threads per inch)

1 PIECE DIAL TIRE GAUGE



PART #	LIST PRICE
320410	---

1 PIECE EXTENSION



PART #	SIZE	LIST PRICE
320080	NT	---

1 PIECE BLOW GUN ADAPTER



PART #	SIZE	LIST PRICE
320078	Female NT x 1/8 MPT	---

NYLON COIL AIR HOSE

- 200 psi working pressure
- 4:1 Safety factor (burst vs working pressure)
- Spring end sleeves to prevent kinking
- 1/4 MPT Brass fittings on both ends
- Temperature range 32°F to 120°F
- Packaged for retail sale



PART #	DESCRIPTION	SIZE	LIST PRICE
307030	25'	1/4" NPT	---

WARNING: This product can expose you to chemicals, including lead, which are known to the State of California to cause cancer and birth defects or other reproductive harm. For more information, visit www.P65Warnings.ca.gov

PNEUMATICS

CHUCKS
PNEUMATICS

foot chucks

HEX BALL FOOT CHUCK



PART #		LIST PRICE
46600	1/4 FPT Live Air	---

MALE BALL FOOT CHUCK



PART #		LIST PRICE
46605	1/4 MIP Live Air	---

BALL FOOT CHUCK W/ 1/4 ID HOSE BARB



PART #		LIST PRICE
46607	1/4 ID Live Air	---

DUAL HEAD STRAIGHT AIR CHUCK



DUAL HEAD AIR CHUCK 1/4"FNPT,THE LENGTH IS 6.08",THE HEAD IS ZINC-ALLOY,AND THE NUT IS BRASS WITH CHROME PLATED.

PART #		LIST PRICE
320000	1/4	---

DUAL HEAD ANGLE FOOT AIR CHUCK



DUAL HEAD STRAIGHT FOOT AIR CHUCK 1/4"FNPT FOR INNER DUALS;BOTH ENDS LOCK ON VALVE CORE THREADS,THE LENGTH IS 6.66",THE HEAD IS ZINC-ALLOY,AND THE NUT IS BRASS WITH CHROME PLATED.

PART #		LIST PRICE
320005	1/4	---

INFLATORS WITH GAUGE

INFLATOR/ GAUGE

- RUGGED ZINC CAST BODY WITH BRASS INTERNALS FOR LONG LIFE
- SOLID BRASS GAUGE BAR
- BUILT-IN AIR RELIEF VALVE
- 6"DUAL-FOOT AIR CHUCK



320-010

INFLATOR/ GAUGE

- RUGGED ZINC CAST BODY WITH BRASS INTERNALS FOR LONG LIFE
- EASY TO VIEW BUILT-IN SIGHT GAUGE
- FULL SWIVEL HOSE FITTINGS
- PROTECTIVE RUBBER BUMPER
- BUILT-IN AIR RELIEF VALVE
- 6"DUAL-FOOT AIR CHUCK



320-011

PART #	PRESSURE RANGE	INCREMENT	INLET	HOSE LENGTH	LIST PRICE
320010	10-120 psi	2 psi	1/4 FPT	12"	---
320011	10-120 psi	2 psi	1/4 FPT	12"	---

WARNING: This product can expose you to chemicals, including lead, which are known to the State of California to cause cancer and birth defects or other reproductive harm. For more information, visit www.P65Warnings.ca.gov

AIR ACCESSORY SET

PNEUMATICS

16PCS-AIR ACCESSORY SET PART# 87-400



LIST PRICE: ---

CONTENTS OF BLISTER CARD PACKAGE

COMPONENTS AND PART#'S

1pc-1/4"FNPT industrial coupler	28540
2pcs-1/4"FNPT industrial plugs	28534
2pcs-1/4"MNPT industrial plugs	28546
1pc-1/4" male connector	28212
1pc-1/4" double female connector	28059
1pc-ball foot chuck	46600
1pc-blow gun	320050
1pc-dial tire gauge	320410
1pc-tapered rubber tip	320070
1pc-blow gun safety nozzle	320075
1pc-blow gun tapered nozzle	320076
2pcs-inflation needles	320095
1pc-25ft. nylon recoil hose	307030

10PCS-AIR ACCESSORY SET PART# 87-402



LIST PRICE: ---

CONTENTS OF BLISTER CARD PACKAGE

COMPONENTS AND PART#'S

1pc-1/4"female connector	28059
1pc-blow gun safety nozzle	320075
1pc-blow gun tapered nozzle	320076
1pc-ball foot chuck	46605
1pc-blow gun	320050
1pc-1/4"FNPT industrial coupler	28540
1pc-1/4" FNPT industrial plug	28534
1pc-1/4"MNPT industrial plug	28546
2pcs-inflation needles	320095

7PCS-AIR ACCESSORY SET PART# 87-404



LIST PRICE: ---

CONTENTS OF BLISTER CARD PACKAGE

COMPONENTS AND PART#'S

1pc-blow gun rubber tip	320070
1pc-blow gun safety nozzle	320075
1pc-blow gun tapered nozzle	320076
1pc-extension	320080
1pc-blow gun	320050
2pcs-inflation needles	320095

11PCS-AIR ACCESSORY SET PART# 87-406



LIST PRICE: ---

CONTENTS OF BLISTER CARD PACKAGE

COMPONENTS AND PART#'S

1pc-blow gun rubber tip	320070
1pc-blow gun safety nozzle	320075
1pc-blow gun tapered nozzle	320076
1pc-blow gun standard nozzle	320077
1pc-blow gun adapter	320078
1pc-hose&chuck assembly	320414
1pc-blow gun	320050
1pc-inflation needle	320095
1pc-1/4"FNPT industrial coupler	28540
1pc-1/4" FNPT industrial plug	28534
1pc-1/4"MNPT industrial plug	28546

AIR ACCESSORY SET

PNEUMATICS

17PCS-AIR ACCESSORY SET

PART# 87-408



LIST PRICE: ---

CONTENTS OF BLISTER CARD PACKAGE

COMPONENTS AND PART#'S

1pc-1/4" double female connector	50004
2pcs-1/4" double male connectors	54044
1pc-blow gun safety nozzle	320075
1pc-blow gun tapered nozzle	320076
1pc-dual-foot tire chuck	320005
1pc-tire gauge	320021
1pc-blow gun	320050
1pc-1/4" FNPT industrial coupler	28540S
2pcs-1/4" FNPT industrial plug	28534
4pcs-1/4" MNPT industrial plug	28546
2pcs-inflation needles	320095

12PCS-AIR ACCESSORY SET

PART# 87-410



LIST PRICE: ---

CONTENTS OF BLISTER CARD PACKAGE

COMPONENTS AND PART#'S

1pc-blow gun safety nozzle	320075
1pc-blow gun tapered nozzle	320076
1pc-blow gun rubber nozzle	320070
1pc-ball foot tire chuck	46600
1pc-blow gun	320050
1pc-1/4"FNPT industrial coupler	28540
1pc-1/4" MNPT industrial coupler	28552
2pcs-1/4"FNPT industrial plug	28534B
2pcs-1/4"MNPT industrial plug	28546B
1pc-inflation needle	320095

20PCS-AIR ACCESSORY SET

PART# 87-412



LIST PRICE: ---

CONTENTS OF BLISTER CARD PACKAGE

COMPONENTS AND PART#'S

1pc-dual-foot tire chuck	320005
1pc-tire gauge	320021
1pc-blow gun rubber nozzle	320070
1pc-blow gun adapter	320078
1pc-1/4" double male connector	54044
1pc-1/4" double female connector	50004
1pc-blow gun safety nozzle	320075
1pc-blow gun tapered nozzle	320076
1pc-thread seal tape	982107
1pc-blow gun	320050
2pcs-1/4"FNPT industrial coupler	28540S
2pcs-1/4"FNPT industrial plug	28534
3pcs-1/4"MNPT industrial plug	28546
2pcs-inflation needles	320095
1pc-1/4"x 25Ft coil Nylon hose	307030

WARNING: This product can expose you to chemicals, including lead, which are known to the State of California to cause cancer and birth defects or other reproductive harm. For more information, visit www.P65Warnings.ca.gov

QUICK DISCONNECT KITS

PNEUMATICS

1/4" X 1/4" NPT INDUSTRIAL 7PCS

PART# 87-414

CONTENTS OF BLISTER CARD PACKAGE



LIST PRICE: ---

COMPONENTS AND PART#'S

2pc-1/4"x1/4" FNPT T I/M coupler	28540S
2pcs-1/4"x1/4" FNPT I/M plugs	28534
2pcs-1/4"x1/4" MNPT I/M plugs	28546
1pc-double 1/4" MNPT fitting	54044

1/4" X 1/4" NPT INDUSTRIAL 5PCS

PART# 87-416

CONTENTS OF BLISTER CARD PACKAGE



LIST PRICE: ---

COMPONENTS AND PART#'S

1pc-1/4"x1/4" FNPT I/M coupler	28540S
4pc-1/4"x1/4" MNPT I/M plug	28546

1/4" X 1/4" NPT INDUSTRIAL 5PCS

PART# 87-418

CONTENTS OF BLISTER CARD PACKAGE



LIST PRICE: ---

COMPONENTS AND PART#'S

1pc-1/4"x1/4" FNPT I/M coupler	28540S
1pc-1/4"x1/4" FNPT I/M plug	28534
1pc-1/4"x1/4" MNPT I/M plug	28546
1pc-double 1/4" MNPT fitting	54044

1/4" X 1/4" NPT INDUSTRIAL 3PCS

PART# 87-420

CONTENTS OF BLISTER CARD PACKAGE



LIST PRICE: ---

COMPONENTS AND PART#'S

1pc-1/4"x1/4" FNPT I/M coupler	28540S
1pc-1/4"x1/4" FNPT I/M plug	28534
1pc-1/4"x1/4" MNPT I/M plug	28546

3/8" X 1/4" NPT AUTOMOTIVE 5PCS KIT

PART# 87-422

CONTENTS OF BLISTER CARD PACKAGE



LIST PRICE: ---

COMPONENTS AND PART#'S

1pc-3/8"x1/4" FNPT Automotive coupler	28525S
2pcs-3/8"x1/4" MNPT Automotive plugs	28512
1pc-double 1/4" MNPT fitting	28212
1pc-double 1/4" FNPT fitting	28059

GAUGES

STANDARD DRY GAUGES

STEEL CASE

All the gauges supplied by us are designed for long, reliable service under rugged conditions. Typical applications include compressors, filter regulators, water pumps, beverage dispensing equipment, hydraulic and pneumatic systems, and other applications, where the media does not corrode brass. ALL CONNECTIONS ARE BRASS.



1-1/2" FACE
1/8" NPT LOWER MOUNT

PART #	PSI	LIST PRICE
80501	0-15	---
80502	0-30	---
80503	0-60	---
80504	0-100	---
80505	0-160	---
80506	0-200	---

LOWER MOUNT

- Plastic lens (win-



2" FACE
1/4" LOWER MOUNT

PART #	PSI	LIST PRICE
80001	0-15	---
80002	0-30	---
80003	0-60	---
80004	0-100	---
80005	0-160	---
80006	0-200	---
80007	0-300	---



2-1/2" FACE
1/4" LOWER MOUNT

PART #	PSI	LIST PRICE
80031	0-15	---
80032	0-30	---
80033	0-60	---
80034	0-100	---
80035	0-160	---
80036	0-200	---



1-1/2" FACE
1/8" NPT CENTER BACK MOUNT

PART #	PSI	LIST PRICE
80511	0-15	---
80512	0-30	---
80513	0-60	---
80514	0-100	---
80515	0-160	---
80516	0-200	---

CENTER BACK MOUNT



2" FACE
1/4" CENTER BACK MOUNT

PART #	PSI	LIST PRICE
80301	0-15	---
80302	0-30	---
80303	0-60	---
80304	0-100	---
80305	0-160	---
80306	0-200	---



2-1/2" FACE
1/4" CENTER BACK MOUNT

PART #	PSI	LIST PRICE
80331	0-15	---
80332	0-30	---
80333	0-60	---
80334	0-100	---
80335	0-160	---
80336	0-200	---

WARNING: This product can expose you to chemicals, including lead, which are known to the State of California to cause cancer and birth defects or other reproductive harm. For more information, visit www.P65Warnings.ca.gov

LIQUID FILLED GAUGES

STAINLESS CASE

Liquid filled gauges enhance the reliability and integrity of the measuring system for long periods. The glycerine filling helps dampen the effects of vibration and pulsation. It also lubricates the movement which extends the life of the gauge.



1-1/2" FACE
1/8" LOWER MOUNT

PART #	PSI	LIST PRICE
80601	0-15	---
80602	0-30	---
80603	0-60	---
80604	0-100	---
80605	0-160	---



2-1/2" FACE
1/4" LOWER MOUNT

PART #	PSI	LIST PRICE
80061	0-15	---
80062	0-30	---
80063	0-60	---
80064	0-100	---
80065	0-160	---
80066	0-200	---
80067	0-300	---
80068	0-400	---
80069	0-600	---
80100	0-1000	---
80101	0-1500	---
80102	0-2000	---
80103	0-3000	---
80104	0-5000	---
80105	0-10000	---
80080	30-0 Vacuum	---
80081	-30 to +30	---



4" FACE
1/4" LOWER MOUNT

PART #	PSI	LIST PRICE
80463	0-100	---

- Liquid Filled Gauges with a stainless case are used for protection in harsh environments.
- Stainless Steel Case
- Copper Alloy Wetted parts
- Polycarbonate window
- ± 1.5% of span accuracy
- Temp. Range -104°F to 158°F

CENTER BACK MOUNT



1-1/2" FACE
1/8" CENTER BACK MOUNT

PART #	PSI	LIST PRICE
80611	0-15	---
80612	0-30	---
80613	0-60	---
80614	0-100	---
80615	0-160	---



2-1/2" FACE
1/4" CENTER BACK MOUNT

PART #	PSI	LIST PRICE
80201	0-15	---
80202	0-30	---
80204	0-60	---
80203	0-160	---
80205	0-100	---
80206	0-200	---
80207	0-300	---
80208	0-400	---
80209	0-600	---

WARNING: This product can expose you to chemicals, including lead, which are known to the State of California to cause cancer and birth defects or other reproductive harm. For more information, visit www.P65Warnings.ca.gov

GAUGES/ SYPHON

PNEUMATICS

Water Test Gauge

**0-300 PSI DIAL
3/4" FEMALE HOSE
CONNECTION**



PART #	FACE SIZE	LIST PRICE
991249	2"	---
991250	2-1/2"	---

Water Test Gauge w/Lazy Hand (Maximum pointer)

**2-1/2" GAUGE
0-300 PSI DIAL
3/4" FEMALE HOSE
CONNECTION**



Regular pressure hand pushes LAZY hand to peak operating or surge pressure point where it remains until you manually reset it. Excellent to determine if P/T valve is leaking from failure or if leaking is caused by surge of excessive pressures. (Attach gauge to Boiler Drain Valve overnight.) LAZY hand operates over entire gauge range of 0-300psi

PART #	LIST PRICE
991251	---

GAS TEST GAUGE

Pressure test residential and commercial pipe systems



PART #	FACE SIZE	LIST PRICE
GT15	0-15	---
GT30	0-30	---
GT60	0-60	---

BODY ONLY



PART #	FACE SIZE	LIST PRICE
991259	3/4" FIP x 1/4" TAP	---

SYPHON

BRASS

Syphons protect instruments from effects of hot pressure media commonly used in steam applications



PART #	SIZE	LIST PRICE
995210	1/4" 90°	---
995211	1/4" 180°	---
995212	1/4" 270°	---
995213	1/4" 360°	---

STEEL

Syphons protect instruments from effects of hot pressure media commonly used in steam applications



PART #	SIZE	LIST PRICE
995214	1/4" 90°	---
995215	1/4" 180°	---
995216	1/4" 270°	---
995217	1/4" 360°	---

WARNING: This product can expose you to chemicals, including lead, which are known to the State of California to cause cancer and birth defects or other reproductive harm. For more information, visit www.P65Warnings.ca.gov

TAPES/ SEALANT

PNEUMATICS

PTFE THREAD SEAL TAPE

- Density 0.4
- Thickness 3.5 MIL
- Meets MIL specs



PART #	SIZE	CASE QTY	LIST PRICE
982107	1/2" x 260"	500	---
982108	1/2" x 520"	500	---
982109	3/4" x 260"	350	---
982110	3/4" x 520"	350	---

POP OUT COVERED SPOOL

GREY STAINLESS STEEL


- Density 1.2
 - Thickness 4MIL
 - Meets MIL specs
- T-27730A & CID A-A 58092



PART #	SIZE	CASE QTY	LIST PRICE
982135	1/2" x 260"	250	---
982136	1/2" x 520"	150	---
982137	3/4" x 260"	150	---
982138	3/4" x 520"	150	---

GREEN OXYGEN TAPE

- Density 1.2
 - Thickness 3.5MIL
 - Meets MIL specs
- T-27730A & CID A-A 58092



PART #	SIZE	CASE QTY	LIST PRICE
982130	1/2" x 260"	250	---
982131	1/2" x 520"	150	---
982132	3/4" x 520"	150	---

PTFE BLUE SEAL TAPE

- Professional grade top -450 to +450°F
 - Super long roll
 - Twice the density of standard tape for less passes, lasts longer
 - Density 0.8
 - Thickness 3.5 MIL
 - Meets MIL Spec
- T-27730A



PART #	SIZE	CASE QTY	LIST PRICE
982120	1/2" x 1368"	250	---
982121	3/4" x 1368"	150	---
982122	1" x 1296"	150	---

YELLOW GAS LINE TAPE

- Density 0.9
 - Thickness 4MIL
 - Meets MIL specs
- T-27730A



PART #	SIZE	CASE QTY	LIST PRICE
982125	1/2" x 260"	250	---
982126	1/2" x 520"	150	---

PVC ELECTRICAL TAPE

- Rated to 176 degrees fahrenheit
Suitable for use up to 600V
UL Listed
Individually wrapped in cellophane



PART #	SIZE	LIST PRICE
982140	3/4" X 60' Black	---

THREAD SEALANT

GASOILA SOFT-SET THREAD WITH PTFE



PART#	SIZE	UNITS PER CASE	LIST
983100	1/4 pt. Brush	24	---
983101	1/2 pt. Brush	24	---

PLS 2 PREMIUM THREAD AND GASKET SEALER



PART#	SIZE	UNITS PER CASE	LIST
983110	1/4 pt. Brush	12	---
983111	1 pt. Brush	6	---

GASOILA NT NON-PTFE THREAD SEALANT



PART#	SIZE	UNITS PER CASE	LIST PRICE
983120	1/2 pt. Brush	12	---
983121	1 pt. Brush	6	---

JC-30 GASOILA HIGH-FILL



PART#	SIZE	UNITS PER CASE	LIST PRICE
983115	1/4 pt. Brush	12	---
983116	1 pt. Brush	6	---

FREE ALL DEEP PENETRATING OIL



PART#	SIZE	UNITS PER CASE	LIST
983125	6 oz. Aerosol	12	---
983126	11 oz. Aerosol	12	---

LUBE-IT ALL DEEP LUBRI-




PART#	SIZE	UNITS PER CASE	LIST
983130	6 oz. Aerosol	12	---

TRUCK AND TRAILER



INDUSTRY GRADE NYLON AIR COIL ASSEMBLY - SET

- Each kit contains one Emergency (Red) and one service (Blue) 1/2" O.D. nylon tubing assembly.
- 1/2" -14 NPTF end fitting with heavy gauge spring.
- Assemblies meet SAE J844 and DOT FMVSS 106 requirements.
- Temp rating -40° - +208°



PART #	LENGTH	PIGTAIL LENGTH TRACTOR END	PIGTAIL LENGTH TRAILER END	LIST PRICE
39404	12'	6"	6"	---
39400	15'	12"	12"	---
39402	15'	40"	12"	---
39406	20'	12"	12"	---

FIFTH WHEEL SLIDER COIL

- Temperatures range -40 to 208°F
- 150 psi max pressure rating
- Meets SAE J844 and DOT FMVSS 106 requirements.
- (2) 1/4" OD fittings assembled



PART #	DESCRIPTION	LENGTH	FITTINGS	LIST PRICE
39839	5th Wheel slider coil	up to 54"	(2) 1/4" MPT	---
39838	5th Wheel slider coil	up to 72"	(2) 1/4" MPT	---

3-IN-1 AND 4-IN-1 COMBINATION AIRLINE CABLE

- (2) 3/8" ID SAE J1402 rubber service and emergency with blue (service) and red (emergency) gladhand grip handle
- Color-coded grip helps to minimize incorrect tractor/trailer connections have glad handle with Vibraseal
- ABS power line (green) – meets SAE J2222 requirements
- Auxiliary power line (yellow) – fitted with SAESS60 plugs that have an inverted (male) ground pin 4-in-1 only
- SAE J560 Plugs with sleeves for superior corrosion protection and strain relief
- Corrosion resistant all brass fittings 1/2" male NPT w/ Vibraseal
- Tapered grip flexes with airline during tight turns for kink protection
- Temp rating -40 - 208°F



PART #	DESCRIPTION	LIST PRICE
39825	Combo 3 in 1 assembly 15 ft.	---
39962	Combo 4 in 1 assembly 15 ft.	---

WARNING: This product can expose you to chemicals, including lead, which are known to the State of California to cause cancer and birth defects or other reproductive harm. For more information, visit www.P65Warnings.ca.gov

hose support

AIRBRAKE HOSE REPAIR KIT



- Fittings to repair hose with a minimum 3/4" OD
- Meets DOT 106 SAE j1402
- Brass sleeve and barb
- Pre-applied sealant

PART #	DESCRIPTION	LIST PRICE
39855	3/8" Quick fix hose fitting	---
*39856	3/8" Quick fix hose kit- clam pack	---
39857	1/2" Quick fix hose fitting	---

*Supplied with hex tool



39425

39426

POGO STICKS CANNISTER STYLE

- Large diameter housing eliminates spring binding
- Increased resistance to sagging and bending
- Thick gauge heavy duty spring
- Used for all nylon and rubber air brake hose
- Forged steel mounting stud 7/16-20 thread
- All Pogo Sticks include Eyebolt and Nut

PART #	SIZE	DESCRIPTION	LIST PRICE
39425	40"	Chrome finish	---
39426	40"	Zinc Plated Steel	---




39409

39410


HOSE HOLDERS

- ABS Plastic
- 2, 3 and 4 Hold



39411

39413



39416

39412

PART #	SIZE	DESCRIPTION	LIST PRICE
39409	1/2"	2-Hose Holder Hex Head	---
39410	1/2"	2-Hose Holder	---
39411	1/2"	3-Hose Holder	---
39413	1/2"	3-Hose Hex Head w Cable tie	---
39416	1/2"	4-Hose V Bolt w Cable Tie	---
39412	1/2"	4-Hose Holder	---

HOSE SEPARATORS

- ABS Plastic



39415

39418

PART #	SIZE	DESCRIPTION	LIST PRICE
39414	3/8"	2-Hose Separator	---
39415	3/8"	4-Hose Separator	---
39418	1/2"	2-Hose Separator	---
39419	1/2"	4-Hose Separator	---

HOSE SUPPORT

TRUCK AND TRAILER



39469



39473



39472



39411

TENDER KIT COMPONENTS

PART #	DESCRIPTION	LIST PRICE
39411	3 hole holder	---
39469	Clip Carabiner	---
39472	1-1/2" ID Hanger Bracket	---
39473	Yoke	---

• Sold individually



39477

39471



39463

SPRING WITH TANDEM FRAME CLIP

- Steel spring and clip - yellow dichromate finish
- 3/4" OD
- Beam clip

PART #	DESCRIPTION	LIST PRICE
39477	Frame Clip with Cable Tie	---

PART #	LENGTH	DESCRIPTION	LIST PRICE
39463	6" Spring	Tandem frame clip	---
39464	3" Spring	Tandem frame clip	---
39471		Frame clip only	---



95631



95640

CLIPS

PART #	DESCRIPTION	LIST PRICE
95631	ABS Clip for 1/2" Air Hose	---
95640	5" Axle Clip	---
95641	5-3/4" Axle Clip	---

WARNING: This product can expose you to chemicals, including Cobalt, which are known to the State of California to cause cancer. For more information, visit www.P65Warnings.ca.gov

HOSE SUPPORT

TRUCK AND TRAILER



TENDER KIT

Complete Tender Kit includes:

- Large snap Clip
- Heavy duty spring
- Protective tube

PART #	SPRING & TUBE LENGTH/ #PCS	ONE CLIP	3 HOLE CLAMP	YOKE	LIST PRICE
39442	16" / 1pc	1pc	1pc		---
39444	16" / 2 pcs	1pc	1pc	2pcs	---
39446	20" / 1pc	1pc	1pc		---
39448	20" / 2pcs	1pc	1pc	2pcs	---
39452	25" / 1pc	1pc	1pc		---
39453	25" / 2pcs	1pc	1pc	2pcs	---

HYDRAULIC TENDER KIT

PART #	SPRING & TUBE LENGTH/ #PCS	LARGE CLIP	HANGER BRACKET	YOKE	LIST PRICE
39457	25" / 2pcs	1pcs	1pc	2pcs	---



SLIDER BAR KITS

PART #	SPRING & TUBE LENGTH/ #PCS	LARGE CLIP	3 HOLE CLAMP	SLIDER BAR LENGTH	YOKE	LIST PRICE
39437	16" / 1pc	1pc	1pc	43"		---
39438	16" / 2pcs	1pc	1pc	43"	2pcs	---
39459	20" / 2pcs	1pc	1pc	43"	2pcs	---
39460	25" / 1pc	1pc	1pc	43"		---
39461	25" / 2pcs	1pc	1pc	43"	2pcs	---
39470	16" / 1pc	1pc	1pc	38"		---
39462	16" / 2pcs	1pc	1pc	38"	2pcs	---
39451	25" / 1pc	1pc	1pc	38"		---
39454	25" / 2pcs	1pc	1pc	38"	2pcs	---



BARS, SPRINGS, TUBES

PART #	SPRING & TUBE LENGTH/ #PCS	LIST PRICE
39443	16" Tube only	---
39447	20" Tube only	---
39436	25" Tube only	---
39466	16" Spring only	----
39467	20" Spring only	----
39468	25" Spring only	---
39474	38" Slider Bar	---
39475	43" Slider Bar	---

WARNING: This product can expose you to chemicals, including Cobalt, which are known to the State of California to cause cancer. For more information, visit www.P65Warnings.ca.gov

TRUCK & TRAILER

gladhands

ALUMINUM GLADHANDS

- 1/2 " FPT port
- Aluminum Casting
- Permanent Clamp Screw
- Black rubber seals
- Stainless Steel filter
- Meet SAE J318 requirements



PORT A

PART #	DESCRIPTION	MATERIAL	SEAL	FILTER	PORT A	LIST PRICE
39870	Universal	Aluminum	Blk Rubber	No	1/2"	---
39871	Universal with filter	Aluminum	Blk Rubber	Yes	1/2"	---
39877	Emergency Red	Aluminum	Blk Rubber	No	1/2"	---
39878	Emergency with filter	Aluminum	Blk Rubber	Yes	1/2"	---
39874	Service Blue	Aluminum	Blk Rubber	No	1/2"	---
39875	Service with filter	Aluminum	Blk Rubber	Yes	1/2"	---

PLATED ALUMINUM GLADHANDS



PART #	DESCRIPTION	MATERIAL	SEAL	FILTER	PORT A	LIST PRICE
39832	Universal Standard	Plated Aluminum	Blk Rubber	No	1/2"	---
39833	Service - Blue	Plated Aluminum	Blk Rubber	No	1/2"	---
39834	Emergency - Red	Plated Aluminum	Blk Rubber	No	1/2"	---
39828	Service 38 degree	Plated Aluminum	Blk Rubber	No	1/2"	---
39829	Emergency 38 degree	Plated Aluminum	Blk Rubber	No	1/2"	---
39830	Service 38 degree	Plated Aluminum	Blk Rubber	No	3/8"	---

CAST IRON GLADHANDS

- 1/2 " FPT port
- One-piece casting eliminates problems with clamp separation
- "Positive-stop" post, assures a perfect connection
- Polyurethane seal resist oils, chemicals & provide improved sealing & service life
- Gladhands meet SAE J318 requirements including breakaway requirement.



PORT A

PART #	DESCRIPTION	MATERIAL	SEAL	FILTER	PORT A	LIST
39506	Universal	Cast Iron	Black Polyurethane	No	1/2"	---
39507	Emergency	Cast Iron	Red Polyurethane	No	1/2"	---
39508	Service	Cast Iron	Blue Polyurethane	No	1/2"	---

ANGLE MOUNT ALUMINUM GLADHANDS

- For use in trailer mounting locations
- Dual port provides connection options
- Powder-coated clamp plates are color coded for easy identification
- Port "A" comes standard as unplugged
- (2) 3/8 inch FPT Ports (one plugged).
- (2) 11/32 inch diameter mounting holes.
- Available with Port "B" plugged or unplugged (plug is included, loose in bag)
- Meet SAE J318



PORT A

PORT B

PART #	TYPE	MATERIAL	SEAL	FILTER	PORT A	PORT B	LIST
39511	Emergency	Aluminum	Blk Rubber	No	Unplugged	Plugged	---
39512	Service	Aluminum	Blk Rubber	No	Unplugged	Plugged	---

WARNING: This product can expose you to chemicals, including Chromium, which are known to the State of California to cause cancer and birth defects or other reproductive harm. For more information, visit www.P65Warnings.ca.gov



PORT A

POWDER COATED IRON GLADHAND

- Tough powder coating improves wear & corrosion resistance
- Vividly colored to provide improved identification of service & emergency lines
- Stainless steel plate eliminates corrosion of the mating surface
- Polyurethane seal resist oil, chemicals, provide improved sealing & service life
- Meet or exceeds SAE J318 standard

PART #	DESCRIPTION	FILTER	PORT A	LIST PRICE
39509	Service with blue poly seal	Yes	1/2"	---
39510	Emergency with red poly seal	Yes	1/2"	---



BRACKET MOUNT SWING AWAY GLADHAND

- Bracket allows 180° rotation allowing for easy hookups, eliminating the need to twist lines during connections
- Helps protect rear-trailer gladhands when not in use
- Filter and closed seal are recommended
- Spring design provides consistent tension throughout rotation
- Design provides both back port and bottom port capabilities
Gladhand mount - 1/2" Male Thread

PART #	DESCRIPTION	MATERIAL	SEAL	FILTER	LIST PRICE
39515	Service (Blue)	Aluminum	Blk Rubber	yes	---



KNOB STYLE SHUTOFF GLADHAND

- Economical trailer shutoff gladhand
- Centered low-profile "snap-stop" knob
- Full face rubber seal
- Available with assembled or separate fittings.
- Meets SAE J318

PART #	DESCRIPTION	MATERIAL	SEAL	FILTER	LIST PRICE
39520	1/2" Service (Blue)	Aluminum	Blk Rubber	No	---
39521	3/8" Service (Blue)	Aluminum	Blk Rubber	No	---
39522	1/2" Emergency (Red)	Aluminum	Blk Rubber	No	---
39524	3/8" Emergency (Red)	Aluminum	Blk Rubber	No	---



PORT A

PORT B

LEVER STYLE SHUTOFF GLADHAND

- Flange mount
- Metal handle shutoff
- Full face rubber seal
- Tough metal Ball valve
- Color coded
- Meets SAE J318

PART #	DESCRIPTION	MATERIAL	SEAL	FILTER	PORT A NPT	PORT B NPT	LIST
39531	Emergency (Red)	Aluminum	Blk Rubber	No	3/8"	1/4"	---
39530	Service (Blue)	Aluminum	Blk Rubber	No	3/8"	1/4"	---

WARNING: This product can expose you to chemicals, including Chromium, which are known to the State of California to cause cancer and birth defects or other reproductive harm. For more information, visit www.P65Warnings.ca.gov

AIR
TRUCK AND TRAILER

GLADHAND GRIPS



1/2" NPTF.

- Comes with hardware and sealant
- Color-coded red and blue for easy air line identification - clamshell
- Handles are heat, oil and UV-resistant.
- Meet SAE J318

PART #	DESCRIPTION	LIST PRICE
39535	Poly grip hardware	---

ALUMINUM GLADHAND GRIPS



- 1/2" NPTF
- Each pack contains (1) red and (1) blue - clamshell
- One piece design
- No screws or plastic parts
- Easy to install
- Class II anodized coating provides greater corrosion resistance

PART #	DESCRIPTION	LIST PRICE
39537	Sure grip	---

GLADHAND PACIFIER SEAL



- Seals Gladhand from moisture, dirt and debris

PART #	DESCRIPTION	LIST PRICE
39566	Gladhand pacifier	---

GLADHAND SEALS

Seal Options:

- Rubber
- Polyurethane
- With screen filter
- Double lip
- Filter screen only



PART #	DESCRIPTION	LIST PRICE
39541	Blue, Polyurethane	---
39542	Red, Polyurethane	---
39543	Black, Polyurethane	---
39556	Blue with a screen filter Polyurethane	---
39557	Red with a screen filter Polyurethane	---
39558	Black with a screen filter Polyurethane	---
39550	Blue Double lip, Polyurethane	---
39551	Red Double Lips, Polyurethane	---
39552	Double Lip, Polyurethane	---
39544	Grey, Closed Style, Polyurethane	---
39560	Filter, Screen, Gladhand	---

WARNING: This product can expose you to chemicals, including Chromium, which are known to the State of California to cause cancer and birth defects or other reproductive harm. For more information, visit www.P65Warnings.ca.gov

AIR

TRUCK AND TRAILER




39565

DUMMY GLADHAND COUPLING KIT

- 6 1/2" coupling length

PART #	CONNECTION	VENT	MATERIAL	LIST PRICE
39563	Chain	Yes	Steel Yellow Zinc plated	---
39564	Chain	No	Steel Yellow Zinc plated	---



39574

39575

NYLON GLADHAND AND PLUG HOLDER

- Stores Gladhand and electrical hook ups at a 45° angle.
- Can accept heavy ABS plug
- Standard mounting holes to install on back of cab.
- Glass-filled nylon, non-corrosive construction.

PART #	DESCRIPTION	LIST PRICE
39574	1 plug slot	---
39575	2 plug slot	---



GLADHAND HOLDER KIT

- Steel - Zinc Yellow Dichromate
- Holds gladhands when disconnected

PART #	DESCRIPTION	LIST PRICE
39573	Holder Kit	---
39572	Bracket only	---



GLADHAND LOCK

- Red molded plastic
- Prevents unwanted connections with trailers
- Protects idle units
- Universal for Aluminum and Iron Gladhands
- Supplied with 2-keys

PART #	DESCRIPTION	LIST PRICE
39570	Gladhand Lock w/ 2 keys	---

*** Not an Anti theft device**



KING PIN LOCK-ANTI HOOK UP

- Cast, Zinc plated
- Anti-tractor, trailer hook-up
- Supplied with 2 keys

PART #	DESCRIPTION	LIST PRICE
39860	King Pin Lock w/ 2 keys	---

WARNING: This product can expose you to chemicals, including Chromium, which are known to the State of California to cause cancer and birth defects or other reproductive harm. For more information, visit www.P65Warnings.ca.gov

AIR CYLINDER



- 300 series stainless steel cylinder shafts provide excellent corrosion resistance and extended cycle life -cylinders tested to over 500,000 cycles.
- Lightweight, corrosion resistant aluminum tube with die cast aluminum end caps.
- Rear clevis cast as integral part of the rear cover for improved durability and mounting integrity.
- Double acting, Emralon-coated piston cup assures smooth long lasting operation even in cold weather conditions to (- 40°F).
- Front end cap assembly includes pressure seal, dirt seal and oil impregnated bronze bushing.
- Cylinder tube imprinted with part number and date code for quick identification.
- All cylinders are factory pressure and leak tested prior to shipping.
- Front Cover Kit-Includes front cover with bushing and seals installed and two cylinder gaskets.
- Rear Cover Kit-Includes rear cover with two cylinder gaskets.
- Piston Cup Kit-Includes piston cup, lock nut and two cylinder gaskets.
- Shaft Kit-Includes shaft, lock nut and two cylinder gaskets.

PART #	SIZE	STROKE	RETRACTED	EXTENDED	TYPE	LIST PRICE
39672	2 1/2"	4.0"	9.89"	13.89"	push/pull	---
39673	2 1/2"	6.0"	11.89"	17.89"	push/pull	---
39674	2 1/2"	8.0"	13.89"	21.89"	push/pull	---
39675	2 1/2"	6.0"	13.75"	19.75"	Spring return	---
39676	3 1/2"	8.0"	15.60"	24.28"	push/pull	---
39677	3 1/2"	10.0"	16.92"	26.95"	push/pull	---

WARNING: This product can expose you to chemicals, including Chromium, which are known to the State of California to cause cancer and birth defects or other reproductive harm. For more information, visit www.P65Warnings.ca.gov



TAILGATE AIR CYLINDERS

- Die cast aluminum with mount hole for 1/2" pin and 1/4" NPT port
- Molded piston cup
- Stainless steel piston rod with 5/8" – 18 thread
- 10 PSI – 120 PSI
- 10 psi min-120 psi max



PART #	DIA.	STROKE	LENGTH	TYPE	LIST PRICE
39655	2-1/2"	4.0"	13.37	Push/Pull	---
39656	2-1/2"	6.0"	17.37	Push/Pull	---
39657	2-1/2"	8.0"	21.37	Push/Pull	---
39658	2-1/2"	4.0"	14.71	Spring Ret	---
39659	2-1/2"	6.0"	19.75	Spring Ret	---
39660	3-1/2"	6.0"	20.23	Push/Pull	---
39661	3-1/2"	8.0"	24.23	Push/Pull	---
39662	3-1/2"	8.0"	26.98	Push/Pull	---
39663	3-1/2"	10.0"	28.98	Push/Pull	---

TAILGATE AIR CYLINDERS

- Machined aluminum, 5/8" diameter ,stainless steel shaft with 5/8" - 18 threads, "O" rings and a UHMW polyethylene wear band
- Direct replacements to Haldex and MGM
- Standard operating pressure 100 psi
- 90psi min to 150 psi max



PART #	DIA.	STROKE	BRACKET	TYPE	LIST PRICE
39665	6"	3"	Yes	Spring Ret	---
39667	6"	4.38"	No	Spring Ret	---

FIFTH WHEEL AIR CYLINDER

- 1/4" FPT port cast aluminum front and rear
- 2-1/2" Bore
- 6-3/4" stroke
- Front and rear mounting hole for 17/32" clevis,
- 100 psi
- Gold anodized tube for corrosion resistance



PART #	DESCRIPTION	LIST PRICE
39669	Fifth Wheel Air Cylinder	---

WARNING: This product can expose you to chemicals, including Chromium, which are known to the State of California to cause cancer and birth defects or other reproductive harm. For more information, visit www.P65Warnings.ca.gov

AIR TANK DRAIN PULL VALVE



PART #	SIZE	DESCRIPTION	LIST PRICE
39595	1/4" male	5ft nylon coated pull cable	---
39596	1/4" male	4ft nylon coated pull cable	---
39597	1/4" male	3ft nylon coated pull cable	---
39600	1/4" male	Air valve only	---

AIR TANK CHECK VALVE

- Single check valves allow air to pass from a single source to its destination, and prevent air travel in the opposite direction.



PART #	MALE X FEMALE	LIST PRICE
39604	1/4"	---
39605	3/8"	---
39606	1/2"	---

D-2 STYLE AIR BRAKE GOVERNOR

- Opening and closing pressures of 100 to 120 psi
- High temperature O-ring construction
- Gasket and plugs included
- Replaces Bendix 275491 & KN18530



PART #	THREAD	DESCRIPTION	LIST PRICE
39592	6-1/8" NPT	Air Brake Governors D-2 style	---

IN-LINE QUICK RELEASE VALVE

- Quick release for the air brake system
- 3/8" female exhaust port
- 2-3/8" female delivery port
- Cracking pressure: 1 PSI
- Helps meet the FMVSS -121 requirement for timing



PART #	DESCRIPTION	LIST PRICE
39610*	3/8" NPT In-Line quick release valve	---
39611**	1/2" NPT In-Line quick release valve	---

* Replaces Bendix 229859, 288351 & KN32005

** Replaces Bendix 229860 & KN32011

R-12 RELAY VALVE

- 1/4" Relay Valve with multiple delivery ports
- Replaces Bendix 102166, 102626, 103009



PART #	SUPPLY PORT	DELIVERY PORT	DESCRIPTION	LIST PRICE
39613	1/2" NPT	4, 1/2"NPT	4 psi no Bracket	---
39614	1/2" NPT	4, 1/2"NPT	4 psi Relay Valve	---
39615	3/4" NPT	2, 1/2" NPT	4 psi Relay Valve	---

WARNING: This product can expose you to chemicals, including Chromium, which are known to the State of California to cause cancer and birth defects or other reproductive harm. For more information, visit www.P65Warnings.ca.gov



R-14 RELAY VALVE

- 1/4" Relay Valve with two delivery and supply ports
- Replaces Bendix 103010

PART #	SUPPLY PORT	DELIVERY PORT	DESCRIPTION	LIST PRICE
39616	2-3/4"NPT	2-1/2"NPT	4 psi Relay Valve	---



THREE WAY SOLENOID

- Operates a minimum GF 50,000 cycles
- Inlet port normally closed
- Must be mounted vertically with the air inlet port facing up
- 1/4" female NPT ports
- 12 Volts
- 100-120 psi operating pressure
- Attached mounting bracket with two 9/32" diameter mounting holes on 2-1/2" centers

PART #	SUPPLY PORT	DESCRIPTION	LIST PRICE
39684	2, 1/4" FPT	Three way Solenoid	---



UNIVERSAL SOLENOID

- Operates a minimum of 50,000 cycles.
- 125 amps at 12 volts.
- Continuous voltage.
- One on/off circuit
- 5/16 inch side studs, No. 10 top stud(s).
- 2 1/8 on Center
- 5/16 x 19/32
- Hardware included.
- Normally open

PART #	DESCRIPTION	LIST PRICE
39687	4 stud Solenoid	---
39688	3 stud Solenoid	---



AIR SOLENOID VALVE

- Operates a minimum of 50,000 cycles.
- 100 psi max pressure.
- 1/4" Thread
- 10 Watts, 12 VDC
- Replaces Neway 90054075

PART #	DESCRIPTION	LIST PRICE
39689	12V Closed	---
39690	12V Open	---

WARNING: This product can expose you to chemicals, including Chromium, which are known to the State of California to cause cancer and birth defects or other reproductive harm. For more information, visit www.P65Warnings.ca.gov

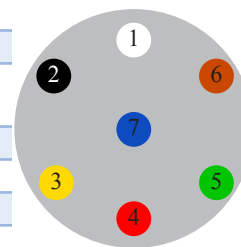
coiled cable

SEVEN-WAY COILED CABLE ASSEMBLIES



- ABS assemblies are heavy duty to power trailers
- HD Green gives clear ABS identification
- Resists abrasion, great coil retention
- Heavy duty plugs with spring guards
- ABS Cable meets SAE J2394
- Operating temperature range of -55° to +185°F

PIN LOCATION	COLOR CODE	GAUGE	CIRCUIT
1	White	8	Ground
2	Black	12	Clearance, side and ID lamps
3	Yellow	12	Left turn and Hazard
4	Red	10	Stop lamp and Anti-lock
5	Green	12	Right turn and Hazard
6	Brown	12	Tail and Plate lamp



ABS

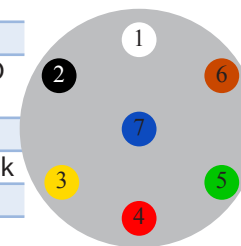
PART #	LENGTH	DESCRIPTION	LIST PRICE
39736	12'	Coiled Electrical Cord, ABS w/12 in lead, w/plugs, Green	---
39737	15'	Coiled Electrical Cord, ABS w/12 in lead, w/plugs, Green	---

SEVEN-WAY COILED CABLE BLACK

- This high quality, durable construction is recommended for single-trailer configurations using standard lighting on non-ABS vehicles.
- Durable black outer jacket with heavy duty zinc die cast plugs and two spring guards included.



PIN	COLOR CODE	HD GAUGE	ECO GAUGE	CIRCUIT
1	White	10	12	Ground
2	Black	12	14	Clearance, side and ID lamps
3	Yellow	12	14	Left turn and Hazard
4	Red	12	14	Stop lamp and Anti-lock
5	Green	12	14	Right turn and Hazard
6	Brown	12	14	Tail and Plate lamp
7	Blue	12	14	ABS Power Aux



STANDARD - HEAVY DUTY

PART #	LENGTH	DESCRIPTION	LIST PRICE
39738	12'	Coiled Electrical Cord, w/12 in lead, w/plugs, Black	---
39739	15'	Coiled Electrical Cord, w/15 in lead, w/plugs, Black	---

STANDARD - ECONOMY

PART #	LENGTH	DESCRIPTION	LIST PRICE
39740	12'	Coiled Electrical Cord, w/12 in lead, w/plugs, Black	---
39741	15'	Coiled Electrical Cord, w/12 in lead, w/plugs, Black	---

WARNING: This product can expose you to chemicals, including Chromium, which are known to the State of California to cause cancer and birth defects or other reproductive harm. For more information, visit www.P65Warnings.ca.gov

SIX WAY COILED ELECTRIC CABLE ASSEMBLY



- 6', 8', 12' Length
- Includes 2 Thermoseal 6-way plugs
- For light duty towing applications such as boats and utility trailers
- Plugs are molded for moisture and corrosion resistance
- 4/14 Gauge cable
- Flexible from -55°F to 150°F (-66°C to 66°C)

PART #	DESCRIPTION	LIST PRICE
39752	6ft, 14awg w/12" Lead at 2 ends	---
39753	8 ft, 14awg w/12" Lead at 2 ends	---
39754	12ft,14awg w/12" Lead at 2 ends	---

FOUR WAY COILED ELECTRIC CABLE ASSEMBLY



- 4/14 Gauge cable
- 12' & 15' length
- Includes 2 Thermoseal 4-way plugs
- For light duty towing applications such as boats and utility trailers
- Plugs are molded for moisture and corrosion resistance
- Flexible from -55°F to 150°F (-66°C to 66°C)

PART #	DESCRIPTION	LIST PRICE
39748	12' with 12" Lead, both ends 4/14awg	---
39749	15' with 12" Lead, both ends 4/14awg	---

DUEL POLE COILED ELECTRIC CABLE ASSEMBLY



- Black Jacket
- 12' & 15' length
- 200 Amp at 12 VDC.
- Zinc die cast plugs.
- 4 gauge cable.

PART #	DESCRIPTION	LIST PRICE
39744	12' Coil With 12" Lead at 2 ends 4awg	---
39745	15' Coil With 12" Lead at 2 ends 4awg	---

SINGLE POLE COILED ELECTRIC CABLE ASSEMBLY



- Black Jacket
- 12' & 15' length
- For applications that require direct electrical power to trailer lift gates.
- Rated at 265 amps on/off service (30 seconds on/50 seconds off).
- Zinc die cast plugs with spring guards included.
- 4 gauge cable.

PART #	DESCRIPTION	LIST PRICE
39742	12' Coil With 12" Lead both ends 4awg	---
39743	15' Coil With 12" Lead both ends 4awg	---

WARNING: This product can expose you to chemicals, including Chromium, which are known to the State of California to cause cancer and birth defects or other reproductive harm. For more information, visit www.P65Warnings.ca.gov

ELECTRICAL

TRUCK AND TRAILER

7 WAY PLUGS AND SOCKETS

- Heavy-duty, nickel-plated zinc die cast housings
- Brass terminal pins for maximum current carrying ability
- Field repairable with standard tools
- Fully interchangeable with other SAE-type, 7-way connectors
- ATA marked wire terminals.
- Internal clamp holds cable securely in place.
- Standard seven-way plugs meet ATA and SAE J560 requirements
- ISO plugs meet ISO 3731:1997 requirements.
- ISO socket prevents connections with Non-ISO plugs - Used in tractor/trailer systems
- ISO color-coded yellow, non-corrosive reinforced nylon housing.



39758



39757



39772



PLUGS

PART #	DESCRIPTION	LIST PRICE
39757	7-Way Single Grip Plug w/Spring Guard	---
39758	7-Way Single Grip Plug NO Spring.	---
39772	7-Way Double Grip Plug w/Spring.	---
39773	7-Way Double Grip Plug NO Spring Guard	---
39788	7-way ISO plug	---

SOCKETS

PART #	DESCRIPTION	LIST PRICE
39774	Solid Pin 7-Way Metal Socket	---
39775	Split Pin 7-Way Metal Socket	---
39789	7-way, ISO socket	---

7 WAY DOUBLE GRIP PLUG

- T-Grip weather guard
- Plastic grip

PART #	DESCRIPTION	LIST PRICE
39818	7-Way Double Grip Plug, Plastic	---

6 AND 7 WAY ADAPTER

PART #	DESCRIPTION	LIST PRICE
39786	Seven way plug to Six Way Socket Adapter	---
39787	Six way plug to Seven Way socket Adapter	---

RV 7-WAY PLUG

- Primarily used in RV applications.
- Constructed of molded PVC for impact resistance
- Blade Style Pin

PART #	DESCRIPTION	LIST PRICE
39819	7-way Plastic plug	---

RV 7-WAY SOCKET

- RV Screw-type socket
- 6-24 VDC.
- Mounting 2-1/4" inch on center .
- Constructed of molded PVC

PART #	DESCRIPTION	LIST PRICE
39820	7-way socket	---

WARNING: This product can expose you to chemicals, including Nickel, which are known to the State of California to cause cancer. For more information, visit www.P65Warnings.ca.gov



6 - WAY PLUGS AND SOCKETS

PART #	DESCRIPTION	LIST PRICE
39782	6-Way Double Grip Metal Plug w/Spring Guard.	---
39783	6-Way Metal Socket.	---

4 WAY PLUGS AND SOCKETS

- Heavy-duty zinc die cast housings on plugs and sockets.
- Plug locking system works with socket door to ensure proper hookup and prevent unintentional disconnections.
- Spring guard supports and protects cable.



4 - WAY

PART #	DESCRIPTION	LIST PRICE
39778	4-Way Double Grip Metal Plug w/Spring Guard.	---
39779	4-Way Metal Socket.	---

2 POLE PLUGS AND SOCKETS

- 200 amp 4 gauge wire capacity.
- Heavy-duty zinc die cast housing.
- Internal ground.
- Spring guard supports and protects cable.



PART #	DESCRIPTION	LIST PRICE
39768	2 Pole Double Grip Metal Plug w/Spring Guard.	---
39769	2 Pole Metal Socket	---

SINGLE POLE PLUGS AND SOCKETS

- Used to provide power to heavy draw auxiliary trailer equipment.
- Heavy-duty zinc die cast housings.
- Power and ground terminals hold up to 1/0 gauge wire.



PART #	DESCRIPTION	LIST PRICE
39764	1-Way Double Grip Plug w/Spring Guard.	---
39765	1-Way Double Grip Plug w/Spring Guard and Ground Kit	---
39766	1-Way Metal Socket	---
39767	1-Way Metal Socket and Ground Kit	---

GROUND KIT



PART #	DESCRIPTION	LIST PRICE
39809	Ground Kit (Bolt, Nut and Wire Lug) for 1-Way Plug or Socket	---

PROTECTOR BOOT FOR PLUG

- Protective rubber boot seals out moisture and contaminants



PART #	DESCRIPTION	LIST PRICE
39807	Protector Boot	---

WARNING: This product can expose you to chemicals, including Nickel, which are known to the State of California to cause cancer. For more information, visit www.P65Warnings.ca.gov

ELECTRICAL

TRUCK AND TRAILER

7 WAY SOCKET WITH CIRCUIT BREAKER



- Non-corrosive, reinforced nylon housing for added durability.
- Designed for No. 8 ring terminals.
- ATA color-coded contacts.
- Solid brass split pins are zinc-plated for corrosion resistance.
- Each socket includes automatic reset circuit breakers with positive snap action to eliminate arcing (unless otherwise noted).
- Mounting holes are 4 1/2 inch on center and include steel bushings for added housing protection.
- Adhesive-backed mounting gasket included.
- Circuit breaker sockets meet SAE J560 requirements.

PART #	DESCRIPTION	LIST PRICE
39792	No circuit breakers	---
39793	15amp Plastic with circuit breakers	---
39794	20amp Plastic with circuit breakers	---
39795	30amp Plastic with circuit breakers	---



7 WAY CIRCUIT CHASER

- Instantly finds short or faulty circuits
- Portable

PART #	DESCRIPTION	LIST PRICE
39805	7 way circuit	---

CIRCUIT BREAKERS - PLASTIC

- Colored Battery molded Stud
- 12 Volt
- Meets SAE j553 requirements
- Nuts included



PART #	DESCRIPTION	LIST PRICE
39800	15 AMP	---
39801	20 AMP	---
39802	25 AMP	---
39803	30 AMP	---

NOSE BOX - DEEP

- Zinc - extra deep



PART #	DESCRIPTION	LIST PRICE
39814	Deep Nose Box	---

WARNING: This product can expose you to chemicals, including Chromium, which are known to the State of California to cause cancer and birth defects or other reproductive harm. For more information, visit www.P65Warnings.ca.gov



BATTERY GROUND STRAP



- 4 gauge wire.
- Molded zinc-plated steel lugs and tin-plated copper stranding.
- 7/16 inch diameter bolt hole.
- 12" Long

PART #	DESCRIPTION	LIST PRICE
39712	12", 4 Gauge ground strap	---

STAINLESS STEEL BATTERY NUT



PART #	TYPE	LIST PRICE
39713	3/8"	---

RUBBER GROMMET

- Black Rubber



PART #	ID	OD	LIST PRICE
95450	5/16"	9/16"	---
95451	5/8"	1 1/4"	---
95452	3/4"	1 3/4"	---

WARNING: This product can expose you to chemicals, including Chromium, which are known to the State of California to cause cancer and birth defects or other reproductive harm. For more information, visit www.P65Warnings.ca.gov

ACCESSORIES

TRUCK AND TRAILER

ACCESSORIES**CABLE TIE STRAPS - NYLON**

- Used to secure and bundle
- CSA Certified
- RoHs Compliant
- UV or Standard

**STANDARD**

PART #	LENGTH	STRENGTH	PACKAGE QTY	LIST PRICE
95601	7 1/2"	50lb	100	---
95602	11"	50 lb	100	---
95603	14.5"	50 lb	100	---
95604	24"	175 lb	50	---
95605	36"	175lb	50	---
95606	48"	175 lb	50	---

UV BLACK


PART #	LENGTH	STRENGTH	PACKAGE QTY	LIST PRICE
95610	7 1/2"	50lb	100	---
95611	14"	50 lb	100	---
95612	24"	175lb	50	---
95613	36"	175lb	50	---

WARNING: This product can expose you to chemicals, including Chromium, which are known to the State of California to cause cancer and birth defects or other reproductive harm. For more information, visit www.P65Warnings.ca.gov





ACCESSORIES

TRUCK AND TRAILER



95620



95625



95627



95628

CONSPICUITY TAPE

Tape is designed for trucks, trailers, and other vehicles for easy nighttime vehicle recognition and increased road safety. It is a high quality, durable microprismatic retroreflective material with a pressure sensitive adhesive. The solid construction does not require edge sealing. Conspicuity tape provides superior reflectivity and may help reduce accidents.

- DOT -C2 Certified
- Meets or exceeds NHTSA, FMVSS 108 & ASTM D4956
- Meets Canada TSD 108
- 10 year durability

PART #	DESCRIPTION	APP. WT.	LIST PRICE
95620	2" x 150' Roll of 11" Red / 7" White	0.32	---
95621	2" x 150' Roll of 6" Red / 6" White	0.32	---
95622	2" x 150' Roll of solid white	0.32	---
95623	2" x 18", kiss cut strip, white	0.03	---
95624	2" x 18" kiss cut strip of 11" Red / 7" White	0.03	---

- Meets or exceeds ANSI/SAE S279, ANSI/SAE S276 & ASTM D-4956
- 7 year durability

PART #	DESCRIPTION	APP. WT.	LIST PRICE
95625	1" X 150' Roll of solid yellow	0.17	---
95626	2" X 150' Roll of solid yellow	0.32	---
95627	3" round all plastic reflector, Red	0.06	---
95628	3 3/4" x 6 1/2" American flag, type IV HIP	0.02	---

TARP STRAPS

- Heavy Duty EPDM tarp straps
- Longer lasting than rubber
- Greater stretch length
- Ozone and weather resilient
- Made in the USA



PART #	STRAP LENGTH	MATERIAL	DESCRIPTION	QTY	LIST PRICE
990790	10"	EPDM	Tarp strap with S hook	50	---
990791	15"	EPDM	Tarp strap with S hook	50	---
990792	21"	EPDM	Tarp strap with S hook	50	---
990793	31"	EPDM	Tarp strap with S hook	50	---
990794	41"	EPDM	Tarp strap with S hook	50	---

NYLON DOT AIR BRAKE TUBING

TRUCK AND TRAILER



- Air Brake Tubing available from inventory in a large variety of colors and sizes
- Superior cold weather flexibility and abrasion resistance
- UV and ozone resistant nylon
- Meets or exceeds SAEJ844 (Type A - non-reinforced & Type B - reinforced)
- Meets or exceeds DOT requirements for use with compression fittings (NOTE: SAE does not recognize 1/8", 5/32" or 3/16" O.D. tubing for use with air brake systems)
- Air Brake Tubing identified per SAE J844 & FMVSS No. 106 Brake Hoses, 49 CFR 571.106
- Conforms to our own rigorous qualification and inspection testing which exceeds SAE and DOT requirements
- Designed to operate at up to 150 psi in air brake systems
- Resistant to attack by gasoline, diesel fuel and commonly used road and cleaning chemicals
- Air Brake Tubing available on bulk spools or by packages
- Operating range: -40° - 200°F - Not made for fuel

PART NUMBER	COLOR	LENGTH	NOMINAL O.D.	NOMINAL WALL	LIST PRICE
38950B2	Black	2000'	1/8"	0.023"	---
38950	Black	100'	1/8"	0.023"	---
3895BA	Black	50'	1/8"	0.023"	---
38951B1	Black	1000'	5/32"	0.032"	---
38951	Black	100'	5/32"	0.032"	---
38951BA	Black	50'	5/32"	0.032"	---
38953B1	Black	1000'	3/16"	0.035"	---
38953	Black	100'	3/16"	0.035"	---
38953BA	Black	50'	3/16"	0.035"	---
389523	Black	1000'	1/4"	0.040"	---
389522	Black	500'	1/4"	0.040"	---
38952	Black	100'	1/4"	0.040"	---
38952BA	Black	50'	1/4"	0.040"	---
38952U1	Blue	1000'	1/4"	0.040"	---
38952U	Blue	100'	1/4"	0.040"	---
38952UA	Blue	50'	1/4"	0.040"	---
38952O	Orange	100'	1/4"	0.040"	---
38952OA	Orange	50'	1/4"	0.040"	---
38952G1	Green	1000'	1/4"	0.040"	---
38952G	Green	100'	1/4"	0.040"	---
38952GA	Green	50'	1/4"	0.040"	---
38952R1	Red	1000'	1/4"	0.040"	---
38952R	Red	100'	1/4"	0.040"	---
38952RA	Red	50'	1/4"	0.040"	---
38952Y1	Yellow	1000'	1/4"	0.040"	---
38952Y	Yellow	100'	1/4"	0.040"	---
38952YA	Yellow	50'	1/4"	0.040"	---
38954B5	Black	500'	5/16"	0.040"	---
38954	Black	100'	5/16"	0.040"	---
38954BA	Black	50'	5/16"	0.040"	---
38960B5	Black	500'	3/8"	0.062"	---
38960	Black	100'	3/8"	0.062"	---
38960BA	Black	50'	3/8"	0.062"	---
38960U5	Blue	500'	3/8"	0.062"	---
38960U	Blue	100'	3/8"	0.062"	---
38960UA	Blue	50'	3/8"	0.062"	---
38960O5	Orange	500'	3/8"	0.062"	---
38960O	Orange	100'	3/8"	0.062"	---
38960OA	Orange	50'	3/8"	0.062"	---
38960G5	Green	500'	3/8"	0.062"	---
38960G	Green	100'	3/8"	0.062"	---
38960GA	Green	50'	3/8"	0.062"	---
38960R5	Red	500'	3/8"	0.062"	---
38960R	Red	100'	3/8"	0.062"	---

PART NUMBER	COLOR	LENGTH	NOMINAL O.D.	NOMINAL WALL	LIST PRICE
38960RA	Red	50'	3/8"	0.062"	---
38960Y5	Yellow	500'	3/8"	0.062"	---
38960Y	Yellow	100'	3/8"	0.062"	---
38960YA	Yellow	50'	3/8"	0.062"	---
38965B5	Black	500'	1/2"	0.062"	---
38965	Black	100'	1/2"	0.062"	---
38965BA	Black	50'	1/2"	0.062"	---
38965U5	Blue	500'	1/2"	0.062"	---
38965U	Blue	100'	1/2"	0.062"	---
38965UA	Blue	50'	1/2"	0.062"	---
38965O5	Orange	500'	1/2"	0.062"	---
38965O	Orange	100'	1/2"	0.062"	---
38965OA	Orange	50'	1/2"	0.062"	---
38965G5	Green	500'	1/2"	0.062"	---
38965G	Green	100'	1/2"	0.062"	---
38965GA	Green	50'	1/2"	0.062"	---
38965R5	Red	500'	1/2"	0.062"	---
38965R	Red	100'	1/2"	0.062"	---
38965RA	Red	50'	1/2"	0.062"	---
38965Y5	Yellow	500'	1/2"	0.062"	---
38965Y	Yellow	100'	1/2"	0.062"	---
38965YA	Yellow	50'	1/2"	0.062"	---
38970BC	Black	250'	5/8"	0.092"	---
38970	Black	100'	5/8"	0.092"	---
38970BA	Black	50'	5/8"	0.092"	---
38970GC	Green	250'	5/8"	0.092"	---
38970G	Green	100'	5/8"	0.092"	---
38970GA	Green	50'	5/8"	0.092"	---
38970RC	Red	250'	5/8"	0.092"	---
38970R	Red	100'	5/8"	0.092"	---
38970RA	Red	50'	5/8"	0.092"	---
38975BC	Black	250'	3/4"	0.092"	---
38975	Black	100'	3/4"	0.092"	---
38975BA	Black	50'	3/4"	0.092"	---
38975GC	Green	250'	3/4"	0.092"	---
38975G	Green	100'	3/4"	0.092"	---
38975GA	Green	50'	3/4"	0.092"	---

FUEL LINE AND AIR BRAKE HOSE

TRUCK AND TRAILER

FUEL LINE AND VAPOR EMISSION



- SAE 30R7
- Nitrile tube w/ spiral synthetic cord, hypalon cover.
- 50 p.s.i. working pressure. 1/2 -35 PSI
- 40° F to + 257° F temperature range.
- Low pressure/ high temperature fuel for cars, light trucks, and small engines.
- Meets SAE J1402

PART #	ID	OD	LENGTH	LIST PRICE
38920	3/16	13/32	25'	---
38926	5/16	9/16	25'	---
38923	1/4	1/2	25'	---
38927	3/8	5/8	50'	---

AIR BRAKE HOSE



- BLACK

- Spiral synthetic cord reinforcement with neoprene cover.
- 40° F to +200° F temperature range.
- Max opperating pressure 255 psi
- Max burst pressure 900 psi
- Meets SAE J1402

PART #	ID	OD	LENGTH	LIST PRICE
38910	3/8	3/4	50'	---
38915	1/2	7/8	50'	---

TRUCK & TRAILER

HYDRAULIC ADAPTERS

HYDRAULIC ADAPTERS

HYDRAULIC ADAPTERS & ACCESSORIES**STEEL ADAPTERS****Technical information****Profile size chart**

Steel Pipe Swivels
 37° JIC Flare Straights
 37° JIC Flare Shapes
 Bulkhead Adapters
 Steel Pipe Fittings
 O-Ring Adapters Straight
 JIC Swivels
 O-Ring Adapters
 O-Ring Face Seal
 BSPT/ BSPP Adapters
 Metric Adapters
 Flange Adapters
 Stainless Steel Adapters
 SS Hose Fittings

**HYDRAULIC QUICK
DISCONNECTS**

Thread to Connect - Wing
 ISO A Interchange
 ISO B Interchange
 Flush Face ISO
 VEP Series
 AG Interchange
 Hydraulic Jack Q/D

**HYDRAULIC VALVES &
ACCESSORIES**

Flow Control Valve
 Variable Flow Control
 Air Breathers

PLATING SPECIFICATION

We standard Trivalent, Cr⁺³ plating performs at nearly double the S.A.E. corrosion resistance requirement. The plating meets ASTM B633, Fe/Zn 5. The thickness is 5um-13um. This plating is silver in appearance and has been testing at 96 hours to white rust and 120 hours to red rust.

TECHNICAL INFORMATION

WORKING PRESSURE

The tables on the following pages list the recommended working pressure for a variety of hydraulic fittings made in accordance with certain industry standards. Many factors such as impulse, vibration, mechanical shock, and improper assembly may affect the integrity of the fitting connection.

We recommends sufficient testing be conducted to ensure that performance levels will be safe and satisfactory, especially if installed in systems operating at elevated pressures or in severe conditions. Working pressure ratings are capable of a 4 to 1 minimum burst. All steel fittings meet or exceed the minimum SAE pressure ratings. Always consider application and maximum pressure requirements when selecting fittings.

METHODS FOR INSTALLING FITTINGS

There are three methods for installing a fitting:

- Torque wrench
- Flats From Wrench Resistance
- Turns From Finger Tight

For Flare and NPSM Fittings, we recommend the flats from wrench resistance method be used whenever possible.

The differences in material, plating, and surface finish impacts the coefficient of friction when installing or connecting fittings. To minimize these variances, We recommend that fitting connections are lubricated when installed. Connections that are lubricated provide a more accurate installation torque, which results in fewer leaks.

USING A TORQUE WRENCH

The torque values given in the tables on the following pages are for reference purposes only based on industry standard practice and for low carbon steel mating with steel/iron components. Actual torque values may need to be adjusted due to variances described above.

SAE recommends always making a wet (lubricated) installation or connection to reduce friction on moving parts, O-rings, and variances in material and plating. The torque values in these tables are based off SAE values using a .17 coefficient of friction as per SAE J2593. Many hydraulic leaks are a result of over-torque, which causes excessive deformation of material or exceeds the yield strength of the material, which may reduce the load or clamping force between seal contacts.

If more than one value or range is given, use the lower value first and increase only if required. Over-torquing can damage a fitting or mating component.

TECHNICAL INFORMATION

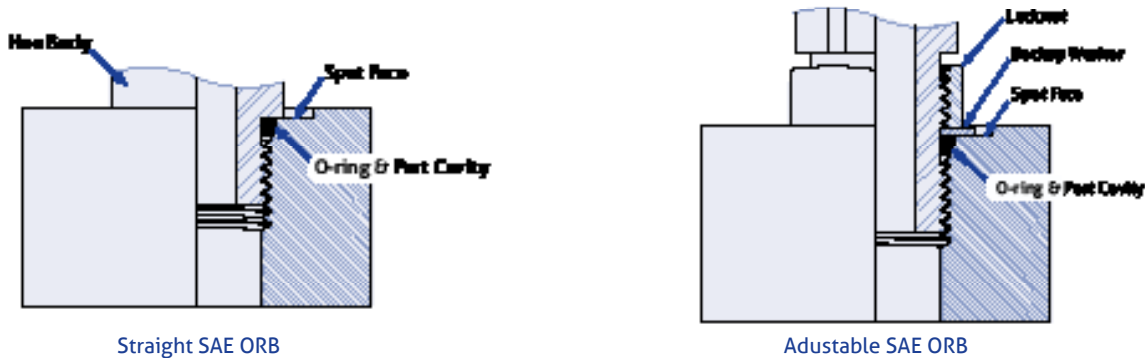
HYDRAULIC ADAPTERS

SAE O-Ring Boss Port Specifications

O-ring Boss ports (ORB) provide a seal by trapping the fitting's O-ring inside a port cavity. When a fitting is installed into the port, the O-ring is trapped between the fitting body hex or washer and port cavity.

Straight fittings include a hex, and sometimes an additional cylindrical shoulder below the hex and above the threads, to trap the O-ring in the port cavity.

Elbow and Tee fittings require a backup washer and a locknut above the O-ring on the threaded stud to permit a 360° orientation of the fitting around the port.



Straight SAE ORB

Adjustable SAE ORB

The following table lists the specifications for SAE O-Ring Boss Ports.

SAE O-Ring Boss Specifications								
Dash Size	Tube Size	Thread	SAE-ORB to JIC and Pipe Fittings*			SAE-ORB to ORFS Fittings**		
			Torque	Working Pressure		Torque	Working Pressure	
			Adjustable & Non-Adjustable (ft-lbs) +25% -0%	Adjustable (psi)	Non-Adjustable (psi)	Adjustable & Non-Adjustable (ft-lbs) +25% -0%	Adjustable (psi)	Non-Adjustable (psi)
02	1/8	5/16-24	6	4500	4500	-	-	-
03	3/16	3/8-24	7	4500	4500	7	5800	9100
04	1/4	7/16-20	13	4500	4500	15	5800	9100
05	5/16	1/2-20	18	4500	4500	18	5800	9100
06	3/8	9/16-18	22	3600	4500	26	5800	9100
08	1/2	3/4-16	37	3600	4500	52	5800	9100
10	5/8	7/8-14	44	2900	3600	74	5800	9100
12	3/4	1-1/16-12	70	2900	3600	125	5800	5800
14	7/8	1-3/16-12	92	2300	2900	158	5800	5800
16	1	1-5/16-12	111	2300	2900	199	4500	5800
20	1 1/4	1-5/8-12	147	1800	2300	210	3600	3600
24	1 1/2	1-7/8-12	155	1800	2300	273	2900	3600
32	2	2-1/2-12	221	1450	1800	-	-	-

* = Light duty studs included on JIC, NPTF and NPSM fittings per SAE J1926/3 & J514
 ** = Heavy duty studs included on ORFS fittings per SAE J1926/2 & J1453

Note: Torque values are for wet torque and are allowed up to 25% the listed value according to SAE J2593.

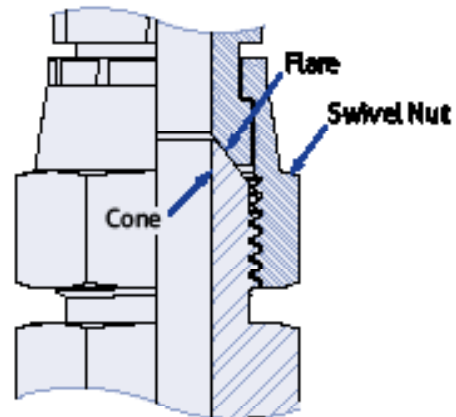
TECHNICAL INFORMATION

HYDRAULIC ADAPTERS

JIC Adapter Specifications

Male flared fittings include a conical nose with external threads for clamping.

A flared fitting or tube assembly is tightened against the cone with a swivel nut. By forcing the flare against the cone during the torquing process, the nose cone is slightly deformed and meshes to create a metal to metal seal between the flare and the cone.



The following table lists the specifications for JIC adapters.

JIC Specifications							
Dash Size	Tube Size	Thread	Working Pressure		Torque		
			Male	Female Swivel Nut	JIC Rigid	JIC Swivel	Bulkhead Locknut
			(psi)	(psi)	(FFWR)	(FFWR)	(ft-lbs) +25% -0%
02	1/8	5/16-24	5000	5000	1/4 - 1/2	2	4
03	3/16	3/8-24	5000	5000	1/4 - 1/2	2	6
04	1/4	7/16-20	5000	4500	1/4 - 1/2	2	10
05	5/16	1/2-20	5000	4000	1/4 - 1/2	2	13
06	3/8	9/16-18	5000	4000	1/4 - 1/2	2	16
08	1/2	3/4-16	4500	4000	1/4 - 1/2	2	27
10	5/8	7/8-14	3500	3000	1/4 - 1/2	1 1/2	32
12	3/4	1-1/16-12	3500	3000	1/4 - 1/2	1 1/2	52
14	7/8	1-3/16-12	3000	2500	1/4 - 1/2	1 1/2	66
16	1	1-5/16-12	3000	2500	1/4 - 1/2	1 1/2	85
20	1 1/4	1-5/8-12	2500	2000	1/4 - 1/2	1	111
24	1 1/2	1-7/8-12	2000	1500	1/4 - 1/2	1	114
32	2	2-1/2-12	1500	1125	1/4 - 1/2	1	162

Values are per SAE J514

It has been my observation that most people get ahead during the time that others waste. -Henry Ford

TECHNICAL INFORMATION

HYDRAULIC ADAPTERS

Pipe & Pipe Swivel Adapter Specifications

NPSM fittings include an inverted 60° cone inside an internally threaded swivel union nut. Male NPTF fittings that have a 30° internal chamfer that make a 60° inverted cone, will mate with NPSM swivel unions.

NOTE: THE MATING MALE THREADS MUST INCLUDE AN INSIDE CHAMFER ON THE END OF THE FITTING THAT MATES WITH THE INVERTED CONE. THREADS ARE FOR CLAMPING FORCE ONLY AND THE SEALING OCCURS ON A SMALL RADIAL SECTION BETWEEN THE MALE FITTING INTERNAL CHAMFER AND THE SWIVEL UNION INVERTED CONE.

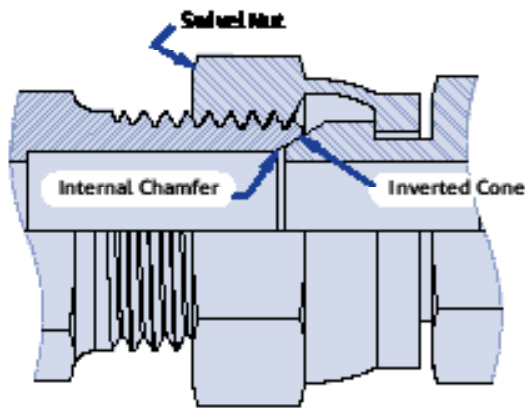


Figure 7: NPTF & NPSM Union

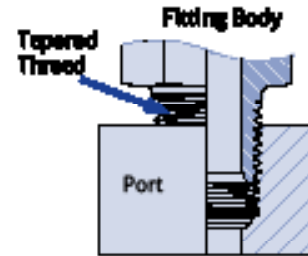


Figure 8: NPT & NPTF Assembly

NPT and NPTF pipe threads seal by wedging the tapered threads through deformation into each other. Both of these threads require thread sealants to complete a seal.

The following table lists the specifications for NPT, NPTF, and NPSM Pipe adapters.

NPT, NPTF, and NPSM Pipe Specifications						
Dash Size	Thread Size	Major OD ^o (inch)	Working Pressure		Torque	
			NPT, NPTF Male and Female	NPSM Female Swivel Nut	NPT, NPTF	NPSM Swivel Union
			(psi)	(psi)	(TFFT)	(FFWR)
02	1/8-27	.405	5000	5000	2-3	2
04	1/4-18	.540	4000	5000	2-3	2
06	3/8-18	.675	3000	4000	2-3	2
08	1/2-14	.84	3000	3500	2-3	2
12	3/4-14	1.050	2500	2250	2-3	2
16	1-11 1/2	1.315	2000	2000	1 1/2 - 2 1/2	1 1/2
20	1 1/4-11 1/2	1.660	1150	1625	1 1/2 - 2 1/2	1 1/2
24	1 1/2-11 1/2	1.900	1000	1250	1 1/2 - 2 1/2	1 1/2
32	2-11 1/2	2.375	1000	1125	1 1/2 - 2 1/2	1 1/2

Values are per SAE J514 & J2593

Table 3: NPT, NPTF, and NPSM Pipe Specifications

Folks who never do any more than they are paid for, never get paid for any more than they do.

-Elebert Hubbard

TECHNICAL INFORMATION

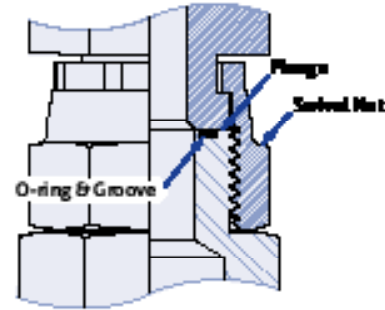
HYDRAULIC ADAPTERS

O-ring Face Seal Adapter Specifications

O-ring face seal fittings include a precision groove in the face of the male fitting. Sealing occurs when an O-ring is trapped in the groove by a smooth flat flange that is clamped against the face with a nut or nut and sleeve. The flat flange may be formed or brazed onto the end of a tube, or is machined on a fitting.

There are two SAE groove types:

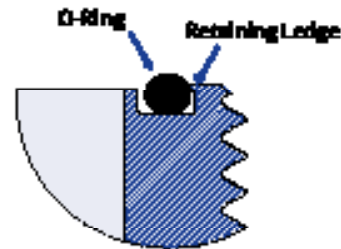
- Type A: The original style A O-ring has no retaining ledge.
- Type B: The Type B groove has a retaining ledge (half dovetail) that improves O-ring retention. The Type B style is more commonly found and is a design improvement over the Type A.



ORFS Fitting Assembly



Detail View of Cross Section of Groove Type A



View of Groove Type B

The following table lists the specifications for O-ring Face Seal adapters.

ORFS Specifications								
Dash Size	Tube Size	Thread Size	Working Pressure		Torque			
			Male (psi)	Female Swivel Nut (psi)	Male & Female (ft-lbs) +25% -0%	Bulkhead Locknut (ft-lbs) +25% -0%	Tube Nuts	Swivel Nuts
04	1/4	9/16-18	6000	6000	18	16	1/4-1/2	1/2-3/4
06	3/8	11/16-16	6000	6000	29	22	1/4-1/2	1/2-3/4
08	1/2	13/16-16	6000	6000	41	29	1/4-1/2	1/2-3/4
10	5/8	1-14	6000	6000	44	44	1/4-1/2	1/2-3/4
12	3/4	1-3/16-12	6000	6000	66	66	1/4-1/2	1/3-1/2
16	1	1-7/16-12	6000	5000	92	92	1/4-1/2	1/3-1/2
20	1 1/4	1-11/16-12	4000	4000	125	111	1/4-1/2	1/3-1/2
24	1 1/2	2-12	4000	3000	147	125	1/4-1/2	1/3-1/2

Note: Values are per SAE J2593 & J1453

Torque values are for wet installation of steel components. Reduce torque values for softer material components.

Table 4: ORFS Specifications

TECHNICAL INFORMATION

HYDRAULIC ADAPTERS

BSPT, BSPP and Metric Adapter Specifications

BSPT and Metric tapered threads install and work in the same manner as NPT and NPTF.

Male BSPP fittings include an inverted 60° cone inside an internally threaded swivel union nut. Male BSPP fittings that have a 30° internal chamfer that make a 60° inverted cone, will mate with Female BSPP swivel unions.

NOTE: THE MATING MALE THREADS MUST INCLUDE AN INSIDE CHAMFER ON THE END OF THE FITTING THAT MATES WITH THE INVERTED CONE. THREADS ARE FOR CLAMPING FORCE ONLY AND THE SEALING OCCURS ON A SMALL RADIAL SECTION BETWEEN THE MALE FITTING INTERNAL CHAMFER AND THE SWIVEL UNION INVERTED CONE.

DIN swivel unions have a 24° inverted cone and may be installed into DIN bite-ring compression fittings. To provide enhanced performance, an O-ring is sometimes included in the cone of some DIN swivel unions.

British Standard Pipe Parallel (BSPP) and Metric Parallel threaded ports do not include a port cavity like the O-ring Boss or ISO 6149 port. Instead, an O-ring sits on top of the spot face or external surface and is surrounded by a metal retaining ring or other retaining component to trap the O-ring between the fitting hex, body, and spot face.

Elbow and Tee fittings have a locknut, backup washer, O-ring and retaining washer to permit 360° orientation around the axis of the port.

The following table lists the specifications for **BSPP & BSPT Adapters**

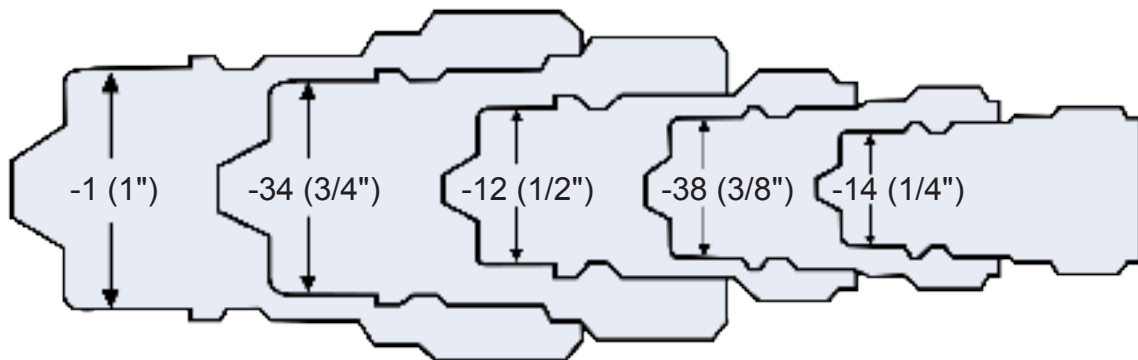
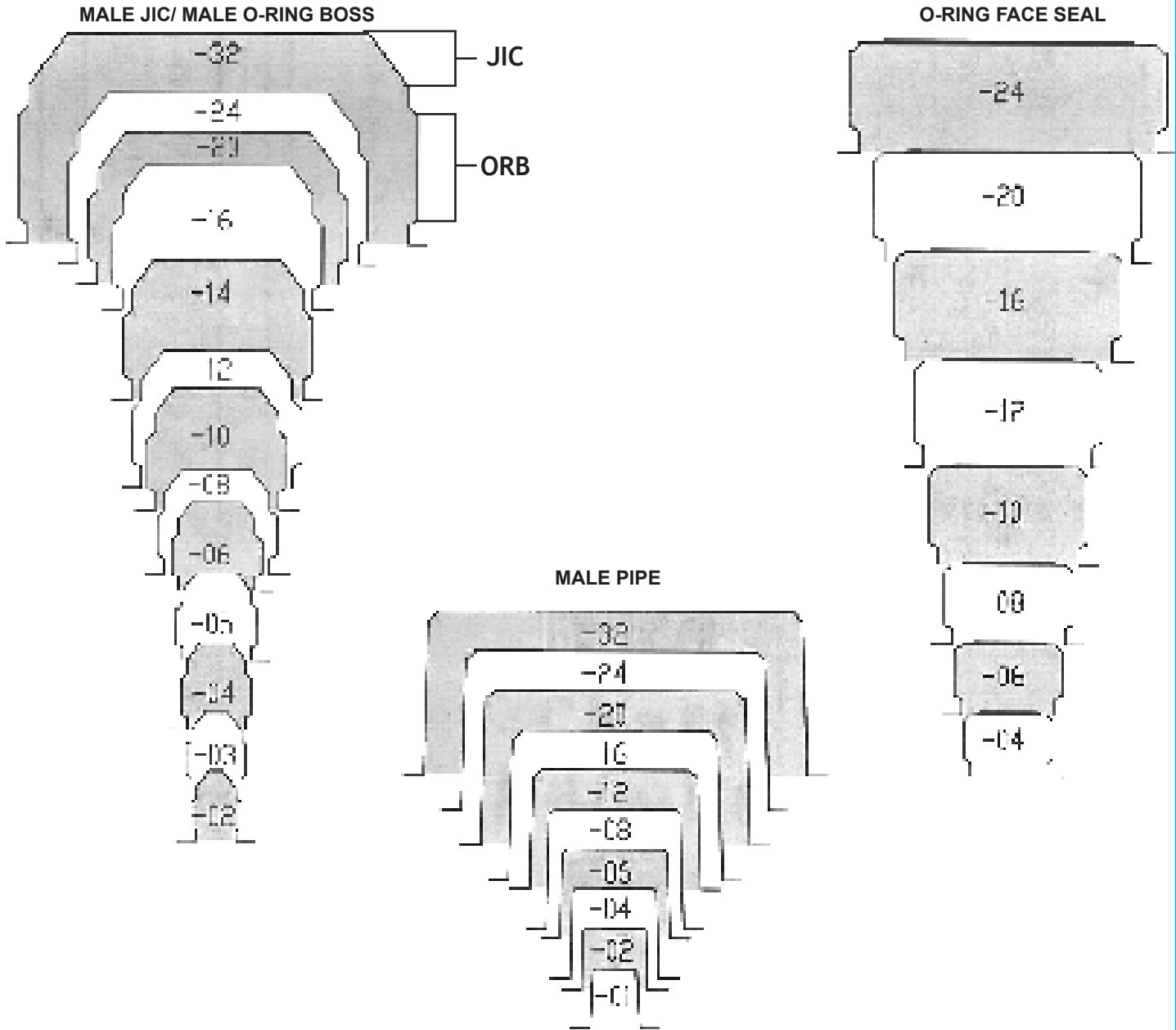
BSPP & BSPT Specifications				
Dash Size	BSPT & BSPP		Torque	
	THREAD SIZE	MAJOR OD ^o (inch)	BSPP Swivel Union	BSPT
02	1/8-28	0.383	2	2-3
04	1/4-19	0.518	2	2-3
06	3/8-19	0.656	2	2-3
08	1/2-14	0.825	2	2-3
10	5/8-14	0.929	2	2-3
12	3/4-14	1.041	2	2-3
16	1-11	1.309	1 1/2	1 1/2 - 2 1/2
20	1 1/4-11	1.650	1 1/2	1 1/2 - 2 1/2
24	1 1/2-11	1.882	1 1/2	1 1/2 - 2 1/2
32	2-11	2.347	1 1/2	1 1/2 - 2 1/2

The following table lists the specifications for **Metric Adapters**

Metric DIN 3852-1 Threads	
Dash Size	THREAD SIZE (mm)
08	8 x 1.0
10	10 x 1.0
12	12 x 1.5
14	14 x 1.5
16	16 x 1.5
18	18 x 1.5
20	20 x 1.5
22	22 x 1.5
24	24 x 1.5
26	26 x 1.5
27	27 x 2.0
30	30 x 2.0
33	33 x 2.0
39	39 x 2.0
42	42 x 2.0
48	48 x 2.0
60	60 x 2.0

Values are from DIN 3852-1

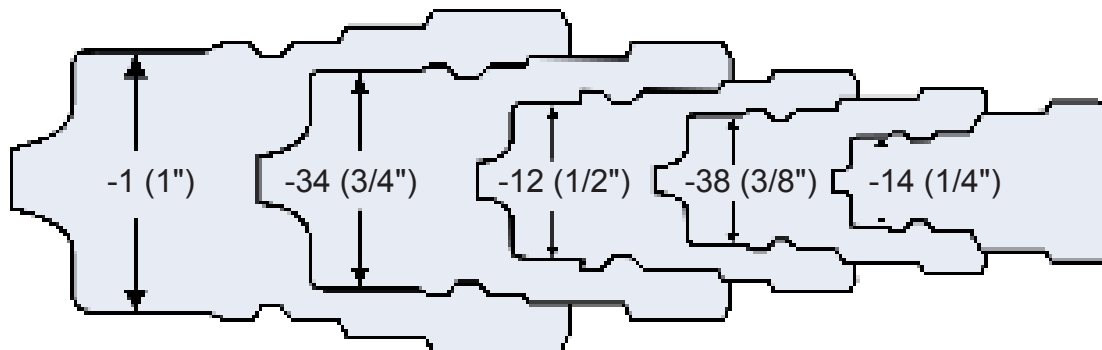
PROFILE SIZE CHART



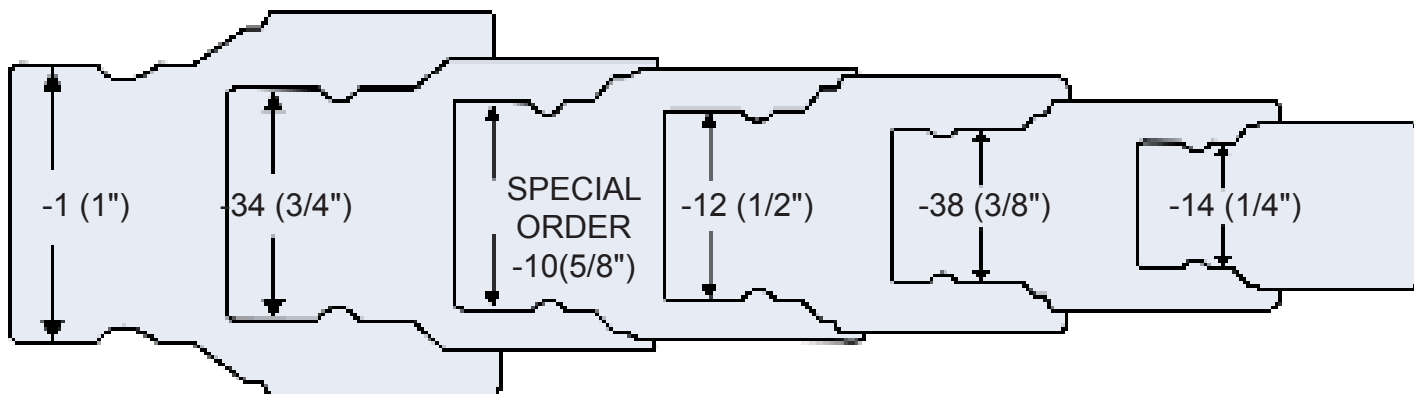
AG INTERCHANGE - NV SERIES

TECHNICAL INFORMATION

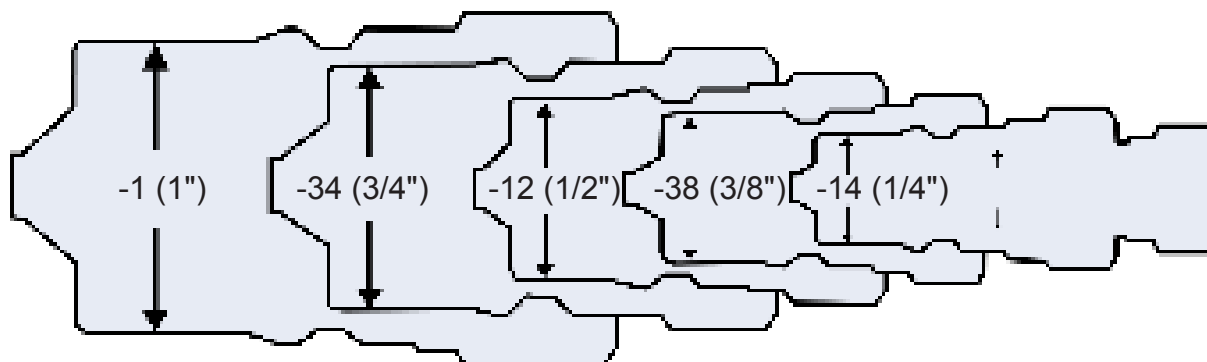
HYDRAULIC ADAPTERS



ISO 7241 - 1 - ISO A - ANV SERIES



ISO 16028 - FF SERIES



ISO 7241 - 1 ISO B - HNV SERIES

STEEL PIPE SWIVEL ADAPTERS

HYDRAULIC ADAPTERS

MALE PIPE SWIVEL ADAPTER

SAE 140130



PART #	MALE PIPE 1	FEMALE NPSM 2	LIST PRICE
140422	1/8	1/8	---
140442	1/4	1/8	---
140444	1/4	1/4	---
140464	3/8	1/4	---
140466	3/8	3/8	---
140468	3/8	1/2	---
140484	1/2	1/4	---
140486	1/2	3/8	---
140488	1/2	1/2	---
1404812	1/2	3/4	---
1404126	3/4	3/8	---
1404128	3/4	1/2	---
14041212	3/4	3/4	---
14041216	3/4	1	---
14041612	1	3/4	---
14041616	1	1	---
14041620	1	1-1/4	---
14042024	1-1/4	1-1/2	---
14042016	1-1/4	1	---
14042020	1-1/4	1-1/4	---
14042424	1-1/2	1-1/2	---
14043232	2	2	---

1404 2045R 1210 9205R 0107

FEMALE PIPE SWIVEL ADAPTER

SAE 140131



PART #	FEMALE PIPE 1	FEMALE NPSM 2	LIST PRICE
140522	1/8	1/8	---
140542	1/4	1/8	---
140544	1/4	1/4	---
140546	1/4	3/8	---
140564	3/8	1/4	---
140566	3/8	3/8	---
140586	1/2	3/8	---
140568	3/8	1/2	---
140584	1/2	1/4	---
140588	1/2	1/2	---
1405812	1/2	3/4	---
1405128	3/4	1/2	---
14051212	3/4	3/4	---
14051216	3/4	1	---
14051612	1	3/4	---
14051616	1	1	---
14052020	1-1/4	1-1/4	---
14052424	1-1/2	1-1/2	---
14053232	2	2	---

1405 2046R 1212 9255 C207

MALE PIPE ELBOW SWIVEL ADAPTER

SAE 140230



PART #	MALE PIPE 1	FEMALE NPSM 2	LIST PRICE
150122	1/8	1/8	---
150124	1/8	1/4	---
150142	1/4	1/8	---
150144	1/4	1/4	---
150146	1/4	3/8	---
150148	1/4	1/2	---
150164	3/8	1/4	---
150166	3/8	3/8	---
1501612	3/8	3/4	---
150184	1/2	1/4	---
150186	1/2	3/8	---
150188	1/2	1/2	---
1501126	3/4	3/8	---
1501128	3/4	1/2	---
15011212	3/4	3/4	---
15011216	3/4	1	---
1501168	1	1/2	---
15011612	1	3/4	---
15011616	1	1	---
15012016	1-1/4	1	---
15012020	1-1/4	1-1/4	---
15013232	2	2	---

1501 2047R 1218 9405 2107

FEMALE UNION ELBOW SWIVEL ADAPTER

SAE 140231



PART #	FEMALE PIPE 1	FEMALE NPSM 2	LIST PRICE
150222	1/8	1/8	---
150242	1/4	1/8	---
150244	1/4	1/4	---
150246	1/4	3/8	---
150264	3/8	1/4	---
150266	3/8	3/8	---
150268	3/8	1/2	---
150284	1/2	1/4	---
150286	1/2	3/8	---
150288	1/2	1/2	---
1502812	1/2	3/4	---
1502128	3/4	1/2	---
15021212	3/4	3/4	---
15021616	1	1	---
15022020	1-1/4	1-1/4	---
15022424	1-1/2	1-1/2	---


1502 2207 1216 9455R

FEMALE PIPE SWIVELS

HYDRAULIC ADAPTERS

MALE 45° PIPE ELBOW SWIVEL ADAPTER

SAE 140330



PART #	MALE PIPE 1	FEMALE NPSM 2	LIST PRICE
150322	1/8	1/8	---
150344	1/4	1/4	---
150346	1/4	3/8	---
150364	3/8	1/4	---
150366	3/8	3/8	---
150368	3/8	1/2	---
150384	1/2	1/4	---
150386	1/2	3/8	---
150388	1/2	1/2	---
1503812	1/2	3/4	---
1503128	3/4	1/2	---
15031212	3/4	3/4	---
15031216	3/4	1	---
15031612	1	3/4	---
15031616	1	1	---
15031620	1	1-1/4	---
15032020	1-1/4	1-1/4	---

1503 2049R 3107 1214 9355R

FEMALE 45° UNION ELBOW SWIVEL ADAPTER

SAE 140331



PART #	FEMALE PIPE 1	FEMALE NPSM 2	LIST PRICE
150422	1/8	1/8	---
150444	1/4	1/4	---
150466	3/8	3/8	---
150488	1/2	1/2	---
15041212	3/4	3/4	---
15041616	1	1	---

1504 2050R 1249 9385R

MALE SWIVEL BRANCH TEE



PART #	FEMALE NPSM 1 & 2	MALE PIPE 3	LIST PRICE
160122	1/8	1/8	---
160144	1/4	1/4	---
160166	3/8	3/8	---
160188	1/2	1/2	---
16011212	3/4	3/4	---
16011616	1	1	---

1601 2254R 1258 9406R

FEMALE SWIVEL TEE



PART #	FEMALE NPSM 1 & 2	FEMALE PIPE 3	LIST PRICE
160244	1/4	1/4	---
160266	3/8	3/8	---
160288	1/2	1/2	---
16021212	3/4	3/4	---
16021616	1	1	---

1602 2253R 1259 9456R

FEMALE SWIVEL UNION TEE



PART #	FEMALE NPSM 1,2 & 3	LIST PRICE
160344	1/4	---
160366	3/8	---
160388	1/2	---
16031212	3/4	---
16031616	1	---

1603 2255 1223 9705R

STRAIGHTS STEEL JIC FLARE 37°

HYDRAULIC ADAPTERS

LONG JIC TUBE NUT

SAE 070111




PART #	TUBE O.D	JIC THREAD SIZE	LIST PRICE
03044	1/4	7/16-20	---
03046	3/8	9/16-18	---
03048	1/2	3/4-16	---
030410	5/8	7/8-14	---
030412	3/4	1-1/16-12	---
030416	1	1-5/16-12	---

304 221000 0304 C5115

CAP

SAE 070112
MS 51532



PART #	TUBE O.D.	JIC THREAD SIZE	LIST PRICE
0304C2	1/8	5/16-24	---
0304C3	3/16	3/8-24	---
0304C4	1/4	7/16-20	---
0304C5	5/16	1/2-20	---
0304C6	3/8	9/16-18	---
0304C8	1/2	3/4-16	---
0304C10	5/8	7/8-14	---
0304C12	3/4	1-1/16-12	---
0304C14	7/8	1-3/16-12	---
0304C16	1	1-5/16-12	---
0304C20	1-1/4	1-5/8-12	---
0304C24	1-1/2	1-7/8-12	---
0304C32	2	2-1/2-12	---

820 304 210292 FNTX 1329 C5129

JIC TUBE NUT (SLEEVE REQUIRED)

SAE 070110
MS 51531



PART #	TUBE O.D	JIC THREAD SIZE	LIST PRICE
03182	1/8	5/16-24	---
03183	3/16	3/8-24	---
03184	1/4	7/16-20	---
03185	5/16	1/2-20	---
03186	3/8	9/16-18	---
03188	1/2	3/4-16	---
031810	5/8	7/8-14	---
031812	3/4	1-1/16-12	---
031814	7/8	1-3/16-12	---
031816	1	1-5/16-12	---
031820	1-1/4	1-5/8-12	---
031824	1-1/2	1-7/8-12	---

318 1290 BTX 1311 C5105

JIC TUBE SLEEVE

SAE 070115
MS 51533



PART #	TUBE O.D	LIST PRICE
03192	1/8	---
03193	3/16	---
03194	1/4	---
03195	5/16	---
03196	3/8	---
03198	1/2	---
031910	5/8	---
031912	3/4	---
031914	7/8	---
031916	1	---
031920	1-1/4	---
031924	1-1/2	---
031932	2	---

319 900605 TX 1253 C5165

JIC TUBE UNION

SAE 070101
MS 51501



PART #	JIC THREAD SIZE 1	JIC THREAD SIZE 2	LIST PRICE
240322	5/16-24	5/16-24	---
240333	3/8-24	3/8-24	---
240344	7/16-20	7/16-20	---
240355	1/2-20	1/2-20	---
240366	9/16-18	9/16-18	---
240364	9/16-18	7/16-20	---
240384	3/4-16	7/16-20	---
240388	3/4-16	3/4-16	---
240386	3/4-16	9/16-18	---
24031010	7/8-14	7/8-14	---
2403108	7/8-14	3/4-16	---
24031212	1-1/16-12	1-1/16-12	---
2403126	1-1/16-12	9/16-18	---
2403128	1-1/16-12	3/4-16	---
24031210	1-1/16-12	7/8-14	---
24031414	1-3/16-12	1-3/16-12	---
24031616	1-5/16-12	1-5/16-12	---
24031612	1-5/16-12	1-1/16-12	---
24032016	1-5/8-12	1-5/16-12	---
24032020	1-5/8-12	1-5/8-12	---
240324	1-7/8-12	1-7/8-12	---
240332	2-1/2-12	2-1/2-12	---

2403 2027 HTX 1204 C5305

STRAIGHTS STEEL JIC FLARE 37°

HYDRAULIC ADAPTERS

JIC MALE CONNECTOR

SAE 070102
MS 51500



PART #	JIC THREAD SIZE 1	MALE PIPE THREAD 2	LIST PRICE
240422	5/16-24	1/8	---
240432	3/8-24	1/8	---
240434	3/8-24	1/4	---
240442	7/16-20	1/8	---
240444	7/16-20	1/4	---
240446	7/16-20	3/8	---
240448	7/16-20	1/2	---
240462	9/16-18	1/8	---
240464	9/16-18	1/4	---
240466	9/16-18	3/8	---
240468	9/16-18	1/2	---
2404612	9/16-18	3/4	---
240484	3/4-16	1/4	---
240486	3/4-16	3/8	---
240488	3/4-16	1/2	---
2404812	3/4-16	3/4	---
2404816	3/4-16	1	---
2404104	7/8-14	1/4	---
2404106	7/8-14	3/8	---
2404108	7/8-14	1/2	---
24041012	7/8-14	3/4	---
2404126	1-1/16-12	3/8	---
2404128	1-1/16-12	1/2	---
24041212	1-1/16-12	3/4	---
24041216	1-1/16-12	1	---
24041612	1-5/16-12	3/4	---
24041616	1-5/16-12	1	---
24041620	1-5/16-12	1-1/4	---
24041624	1-5/16-12	1-1/2	---
24042012	1-5/8-12	3/4	---
24042016	1-5/8-12	1	---
24042020	1-5/8-12	1-1/4	---
24042024	1-5/8-12	1-1/2	---
24042416	1-7/8-12	1	---
24042420	1-7/8-12	1-1/4	---
24042424	1-7/8-12	1-1/2	---
24042432	1-7/8-12	2	---
24043224	2-1/2-12	1-1/2	---
24043232	2-1/2-12	2	---

2404 2021R FTX 1202R C5205 816

JIC FEMALE CONNECTOR

SAE 070103
MS 51503



PART #	JIC THREAD SIZE 1	FEMALE PIPE SIZE 2	LIST PRICE
240522	5/16-24	1/8	---
240532	3/8-24	1/8	---
240542	7/16-20	1/8	---
240544	7/16-20	1/4	---
240546	7/16-20	3/8	---
240564	9/16-18	1/4	---
240566	9/16-18	3/8	---
240584	3/4-16	1/4	---
240586	3/4-16	3/8	---
240588	3/4-16	1/2	---
2405812	3/4-16	3/4	---
2405106	7/8-14	3/8	---
2405108	7/8-14	1/2	---
2405128	1-1/16-12	1/2	---
24051212	1-1/16-12	3/4	---
24051216	1-1/16-12	1	---
24051612	1-5/16-12	3/4	---
24051616	1-5/16-12	1	---
24052020	1-5/8-12	1-1/4	---

2405 2022R GTX 1230R C5255

WARNING: This product can expose you to chemicals, including Cobalt, which are known to the State of California to cause cancer. For more information, visit www.P65Warnings.ca.gov



STRAIGHTS STEEL JIC FLARE 37°

HYDRAULIC ADAPTERS

JIC REDUCER/ EXPANDER

SAE 070123 1



2

PART #	FEMALE JIC THREAD SIZE 1	MALE JIC THREAD SIZE 2	LIST PRICE
240664	9/16-18	7/16-20	---
240665	9/16-18	1/2-20	---
240668	9/16-18	3/4-16	---
240684	3/4-16	7/16-20	---
240686	3/4-16	9/16-18	---
2406812	3/4-16	1-1/16-12	---
2406104	7/8-14	7/16-20	---
2406106	7/8-14	9/16-18	---
2406108	7/8-14	3/4-16	---
2406124	1-1/16-12	7/16-20	---
2406126	1-1/16-12	9/16-18	---
2406128	1-1/16-12	3/4-16	---
24061210	1-1/16-12	7/8-14	---
24061216	1-1/16-12	1-5/16-12	----
2406164	1-5/16-12	7/16-20	---
2406166	1-5/16-12	9/16-18	---
2406168	1-5/16-12	3/4-16	---
24061612	1-5/16-12	1-1/16-12	---
24061620	1-5/16-12	1-5/8-12	---
2406208	1-5/8-12	3/4-16	---
24062012	1-5/8-12	1-1/16-12	---
24062012	1-5/8-12	1-1/16-12	---
24062016	1-5/8-12	1-5/16-12	---
24062416	1-7/8-12	1-5/16-12	---
24062420	1-7/8-12	1-5/8-12	---
24063224	2-1/2-12	1-7/8-12	---

2406 C5015 2215 TRTX 1246

PLUG

SAE 070109
MS 51518



PART #	TUBE O.D.	JIC THREAD SIZE	LIST PRICE
24082	1/8	5/16-24	---
24083	3/16	3/8-24	---
24084	1/4	7/16-20	---
24085	5/16	1/2-20	---
24086	3/8	9/16-18	---
24088	1/2	3/4-16	---
240810	5/8	7/8-14	---
240812	3/4	1-1/16-12	---
240814	7/8	1-3/16-12	---
240816	1	1-5/16-12	---
240820	1-1/4	1-5/8-12	---
240824	1-1/2	1-7/8-12	---
240832	2	2-1/2-12	---

2408 430549 PNTX 1254 C5229

STEEL 37° JIC FLARE SHAPES

JIC UNION ELBOW

SAE 070201 1
MS 51505



2

PART #	JIC THREAD SIZE 1	JIC THREAD SIZE 2	LIST PRICE
250022	5/16-24	5/16-24	---
250044	7/16-20	7/16-20	---
250055	1/2-20	1/2-20	---
250066	9/16-18	9/16-18	---
250064	9/16-18	7/16-20	---
250088	3/4-16	3/4-16	---
250086	3/4-16	9/16-18	---
25001010	7/8-14	7/8-14	---
25001212	1-1/16-12	1-1/16-12	---
25001612	1-5/16-12	1-1/16-12	---
25001616	1-5/16-12	1-5/16-12	---
25002020	1-5/8-12	1-5/8-12	---
25002424	1-7/8-12	1-7/8-12	---
25003232	2-1/2-12	2-1/2-12	---

2500 2039 1234 C5505 821

WARNING: This product can expose you to chemicals, including Cobalt, which are known to the State of California to cause cancer.
 For more information, visit www.P65Warnings.ca.gov

STRAIGHTS STEEL JIC FLARE 37°

HYDRAULIC ADAPTERS

JIC MALE ELBOW

SAE 070202
MS 51504



PART #	JIC THREAD SIZE 1	MALE PIPE SIZE 2	LIST PRICE
250122	5/16-24	1/8	---
250142	7/16-20	1/8	---
250144	7/16-20	1/4	---
250146	7/16-20	3/8	---
250148	7/16-20	1/2	---
250162	9/16-18	1/8	---
250164	9/16-18	1/4	---
250166	9/16-18	3/8	---
250168	9/16-18	1/2	---
2501612	9/16-18	3/4	---
250184	3/4-16	1/4	---
250186	3/4-16	3/8	---
250188	3/4-16	1/2	---
2501812	3/4-16	3/4	---
2501816	3/4-16	1	---
2501106	7/8-14	3/8	---
2501108	7/8-14	1/2	---
2501128	1-1/16-12	1/2	---
25011212	1-1/16-12	3/4	---
25011216	1-1/16-12	1	---
25011612	1-5/16-12	3/4	---
25011616	1-5/16-12	1	---
25011620	1-5/16-12	1-1/4	---
25012016	1-5/8-12	1	---
25012020	1-5/8-12	1-1/4	---
25012024	1-5/8-12	1-1/2	---
25012420	1-7/8-12	1-1/4	---
25012424	1-7/8-12	1-1/2	---
25013232	2-1/2-12	2	---

1208R C5405 2501 2024R CTX 822

JIC FEMALE ELBOW

SAE 070203
MS 51506



PART #	JIC THREAD SIZE 1	FEMALE PIPE SIZE 2	LIST PRICE
250242	7/16-20	1/8	---
250244	7/16-20	1/4	---
250246	7/16-20	3/8	---
250262	9/16-18	1/8	---
250264	9/16-18	1/4	---
250266	9/16-18	3/8	---
250268	9/16-18	1/2	---
250284	3/4-16	1/4	---
250286	3/4-16	3/8	---
250288	3/4-16	1/2	---
2502128	1-1/16-12	1/2	---
25021212	1-1/16-12	3/4	---
25021612	1-5/16-12	3/4	---
25021616	1-5/16-12	1	---
25022020	1-5/8-12	1-1/4	---

2502 2025R DTX 1240R C5455

JIC MALE 45° ELBOW

SAE 070302
MS 51508



PART #	JIC THREAD SIZE 1	MALE PIPE SIZE 2	LIST PRICE
250322	5/16-24	1/8	---
250342	7/16-20	1/8	---
250344	7/16-20	1/4	---
250346	7/16-20	3/8	---
250362	9/16-18	1/8	---
250364	9/16-18	1/4	---
250366	9/16-18	3/8	---
250368	9/16-18	1/2	---
2503612	9/16-18	3/4	---
250384	3/4-16	1/4	---
250386	3/4-16	3/8	---
250388	3/4-16	1/2	---
2503106	7/8-14	3/8	---
2503108	7/8-14	1/2	---
25031012	7/8-14	3/4	---
25031212	1-1/16-12	3/4	---
25031216	1-1/16-12	1	---
25031616	1-5/16-12	1	---
25031620	1-5/16-12	1-1/4	---
25032016	1-5/8-12	1	---
25032020	1-5/8-12	1-1/4	---

2503 2023R VTX 1206R C5355 823

SHAPES STEEL JIV FLARE 37°

HYDRAULIC ADAPTERS

JIC MALE BRANCH TEE



PART #	JIC THREAD SIZE 1&2	PIPE THREAD SIZE 3	LIST PRICE
260144	7/16-20	1/4	---
260166	9/16-18	3/8	---
260188	3/4-16	1/2	---
26011212	1-1/16-12	3/4	---

2601 2030R STX 1221R C5605

JIC FEMALE BRANCH TEE



SAE 070427
MS 51513

PART #	JIC THREAD SIZE 1 & 2	FEMALE PIPE SIZE 3	LIST PRICE
260244	7/16-20	1/4	---
260266	9/16-18	3/8	---
260288	3/4-16	1/2	---

2602 2031R OTX 1228R C6566

JIC UNION TEE

SAE 070401
MS 51510



PART #	JIC THREAD SIZE 1 & 2	JIC THREAD SIZE 3	LIST PRICE
260322	5/16-24	5/16-24	---
260333	3/8-24	3/8-24	---
260344	7/16-20	7/16-20	---
260366	9/16-18	9/16-18	---
260388	3/4-16	3/4-16	---
26031010	7/8-14	7/8-14	---
26031212	1-1/16-12	1-1/16-12	---
26031616	1-5/16-12	1-5/16-12	---

2603 2033 JTX 1220 C5705

STEEL BULKHEAD FITTINGS

LOCK NUT

SAE 070118
MS 51860



* Lock Nut no longer included on fittings

PART #	THREAD SIZE	LIST PRICE
03062	5/16-24	---
03064	7/16-20	---
03065	1/2-20	---
03066	9/16-18	---
03068	3/4-16	---
030610	7/8-14	---
030612	1-1/16-12	---
030614	1-3/16-12	---
030616	1-5/16-12	---
030620	1-5/8-12	---

1306 894 210212 WLN 1332 C5624

JIC BULKHEAD UNION

SAE 070601
MS 51520



PART #	JIC THREAD SIZE 1	JIC THREAD SIZE 2	LIST PRICE
270022	5/16-24	5/16-24	----
270044	7/16-20	7/16-20	---
270055	1/2-20	1/2-20	---
270066	9/16-18	9/16-18	---
27008	3/4-16	3/4-16	---
270010	7/8-14	7/8-14	---
270012	1-1/16-12	1-1/16-12	---
270014	1-3/16-12	1-3/16-12	---
270016	1-5/16-12	1-5/16-12	---

2700 2041R WTX 1260 C5325

WARNING: This product can expose you to chemicals, including Cobalt, which are known to the State of California to cause cancer. For more information, visit www.P65Warnings.ca.gov

STEEL BULKHEAD FITTINGS

HYDRAULIC ADAPTERS

JIC BULKHEAD UNION ELBOW



PART #	JIC THREAD SIZE 1	JIC BULKHEAD THREAD 2	LIST PRICE
27014	7/16-20	7/16-20	---
27015	1/2-20	1/2-20	---
27016	9/16-18	9/16-18	---
27018	3/4-16	3/4-16	---
270110	7/8-14	7/8-14	---
270112	1-1/16-12	1-1/16-12	---
270116	1-5/16-12	1-5/16-12	---
270120	1-5/8-12	1-5/8-12	---

2701 2043R WETX 1262 C5525

JIC BULKHEAD UNION 45° ELBOW



PART #	JIC THREAD SIZE 1	JIC THREAD SIZE 2	LIST PRICE
27024	7/16-20	7/16-20	---
27026	9/16-18	9/16-18	---
27028	3/4-16	3/4-16	---
270210	7/8-14	7/8-14	---
270212	1-1/16-12	1-1/16-12	---
270216	1-5/16-12	1-5/16-12	---

2702 2042 WNTX 1261 C5375


JIC BULKHEAD BRANCH TEE



PART #	JIC THREAD SIZE 1&2	JIC THREAD SIZE 3	LIST PRICE
27034	7/16-20	7/16-20	---
27036	9/16-18	9/16-18	---
27038	3/4-16	3/4-16	---
270310	7/8-14	7/8-14	---
270312	1-1/16-12	1-1/16-12	---
270316	1-5/16-12	1-5/16-12	---

2703 203002 WJT 1283 C5725

JIC BULKHEAD RUN TEE



PART #	JIC THREAD SIZE 1&3	JIC THREAD SIZE 2	LIST PRICE
27044	7/16-20	7/16-20	---
27046	9/16-18	9/16-18	---
27048	3/4-16	3/4-16	---
270410	7/8-14	7/8-14	---
270412	1-1/16-12	1-1/16-12	---
270416	1-5/16-12	1-5/16-12	---

2704 203008 WJJT 1284 C5726


JIC TO FEMALE PIPE BULKHEAD



PART #	JIC THREAD SIZE 1	FEMALE PIPE SIZE 2	LIST PRICE
270544	7/16-20		---
270566	9/16-18	3/8	---
270588	3/4-16	1/2	---
27051212	1-1/16-12	3/4	---
27051616	1-5/16-12	1	---
27052020	1-5/8-12	1-1/4	---

2705 2239 WGTX C5275

JIC TO MALE PIPE BULKHEAD



PART #	JIC THREAD SIZE 1	PIPE THREAD SIZE 2	LIST PRICE
270644	7/16-20	1/4	---
270666	9/16-18	3/8	---
270688	3/4-16	1/2	---
27061212	1-1/16-12	3/4	---
27061616	1-5/16-12	1	---

2706 2240

WARNING: This product can expose you to chemicals, including Cobalt, which are known to the State of California to cause cancer. For more information, visit www.P65Warnings.ca.gov



* Lock Nuts sold separately - pg. 403

STEEL PIPE FITTINGS

HYDRAULIC ADAPTERS

PIPE COUPLING

SAE 140138



PART #	FEMALE PIPE 1	FEMALE PIPE 2	LIST PRICE
50002	1/8	1/8	---
500042	1/4	1/8	---
50004	1/4	1/4	---
500064	3/8	1/4	---
500066	3/8	3/8	---
500084	1/2	1/4	---
500086	1/2	3/8	---
50008	1/2	1/2	---
5000128	3/4	1/2	---
50001212	3/4	3/4	---
5000168	1	1/2	---
50001612	1	3/4	---
500016	1	1	---
50002020	1-1/4	1-1/4	---
500024	1-1/2	1-1/2	---
500032	2	2	---

910

5000 2096 GG 1273 C3309

HEX PIPE NIPPLES

SAE 140137



PART #	MALE PIPE 1	MALE PIPE 2	LIST PRICE
54042	1/8	1/8	---
540442	1/4	1/8	---
54044	1/4	1/4	---
540462	3/8	1/8	---
540464	3/8	1/4	---
54046	3/8	3/8	---
540484	1/2	1/4	---
540486	1/2	3/8	---
54048	1/2	1/2	---
5404126	3/4	3/8	---
5404128	3/4	1/2	---
540412	3/4	3/4	---
5404166	1	3/8	---
5404168	1	1/2	---
54041612	1	3/4	---
540416	1	1	---
54042012	1-1/4	3/4	----
54042016	1-1/4	1	---
540420	1-1/4	1-1/4	---
54042412	1-1/2	3/4	---
54042416	1-1/2	1	---
54042420	1-1/2	1-1/4	---
540424	1-1/2	1-1/2	---

5404 2083 FF 1252 C3069 911

EXPANDING PIPE ADAPTER

SAE 140139



PART #	MALE PIPE 1	FEMALE PIPE 2	LIST PRICE
540522	1/8	1/8	---
540524	1/8	1/4	---
540542	1/4	1/8	---
540544	1/4	1/4	---
540548	1/4	1/2	---
540564	3/8	1/4	---
540566	3/8	3/8	---
540568	3/8	1/2	---
5405612	3/8	3/4	---
540588	1/2	1/2	---
5405812	1/2	3/4	---
5405816	1/2	1	---
54051212	3/4	3/4	---
54051216	3/4	1	---
54051220	3/4	1-1/4	---
54051616	1	1	---
54051620	1	1-1/4	---
54052020	1-1/4	1-1/4	---
54052024	1-1/4	1-1/2	---
54052424	1-1/2	1-1/2	---

920 5405 2040 FG-(R) 1274 C3209(R)

WARNING: This product can expose you to chemicals, including Cobalt, which are known to the State of California to cause cancer. For more information, visit www.P65Warnings.ca.gov



5406 2081 PTR 1250 C3109 912

STEEL PIPE FITTINGS

HYDRAULIC ADAPTERS

HEX REDUCER BUSHING

SAEF1
140140



PART #	MALE PIPE	FEMALE PIPE	LIST PRICE
540642	1/4	1/8	---
540662	3/8	1/8	---
540664	3/8	1/4	---
540682	1/2	1/8	---
540684	1/2	1/4	---
540686	1/2	3/8	---
5406124	3/4	1/4	---
5406126	3/4	3/8	---
5406128	3/4	1/2	---
5406164	1	1/4	---
5406166	1	3/8	---
5406168	1	1/2	---
54061612	1	3/4	---
5406206	1-1/4	3/8	---
5406208	1-1/4	1/2	---
54062012	1-1/4	3/4	---
54062016	1-1/4	1	---
5406248	1-1/2	1/2	---
54062412	1-1/2	3/4	---
54062416	1-1/2	1	---
54062420	1-1/2	1-1/4	---
54063212	2	3/4	---
54063216	2	1	---
54063220	2	1-1/4	---

HEX HEAD PLUG

SAE 130109E



PART #	MALE PIPE	LIST PRICE
5406P2	1/8	---
5406P4	1/4	---
5406P6	3/8	---
5406P8	1/2	---
5406P12	3/4	---
5406P16	1	---
5406P20	1-1/4	---
5406P24	1-1/2	---
5406P32	2	---

933 5406P 2082 HP 1251 C3159

HOLLOW HEX PLUG

SAE 130109



PART #	MALE PIPE	LIST PRICE
5406HHP2	1/8	---
5406HHP4	1/4	---
5406HHP6	3/8	---
5406HHP8	1/2	---
5406HHP12	3/4	---
5406HHP16	1	---
5406HHP20	1-1/4	---
5406HHP24	1-1/2	---

C3169 2222

FLUSH HOLLOW HEX PLUG W/ 7/8 TAPER



PART #	MALE PIPE	LIST PRICE
5406FLP2	1/8	---
5406FLP4	1/4	---
5406FLP6	3/8	---
5406FLP8	1/2	---
5406FLP12	3/4	---

SQUARE HEAD PLUG

SAE 130109A



PART #	MALE PIPE	LIST PRICE
5406SHP2	1/8	---
5406SHP4	1/4	---
5406SHP6	3/8	---
5406SHP8	1/2	---
5406SHP12	3/4	---
5406SHP16	1	---
5406SHP20	1-1/4	---
5406SHP24	1-1/2	---
5406SHP32	2	---

C3179

STEEL PIPE FITTINGS

HYDRAULIC ADAPTERS

PIPE CAP



PART #	FEMALE PIPE	LIST PRICE
5406C2	1/8	---
5406C4	1/4	---
5406C6	3/8	---
5406C8	1/2	---
5406C12	3/4	---
5406C16	1	---

HPC

MALE ELBOW

SAE 140237



PART #	MALE PIPE 1	MALE PIPE 2	LIST PRICE
55002	1/8	1/8	---
550042	1/4	1/8	---
55004	1/4	1/4	---
550064	3/8	1/4	---
55006	3/8	3/8	---
550084	1/2	1/4	---
550086	1/2	3/8	---
55008	1/2	1/2	---
5500128	3/4	1/2	---
55001212	3/4	3/4	---
55001612	1	3/4	---
550016	1	1	---
55001612	1	3/4	---
55002016	1-1/4	1	---
55002020	1-1/4	1-1/4	---
550024	1-1/2	1-1/2	---
550032	2	2	---

919 5500 2085 CR 1275 C3529

WARNING: This product can expose you to chemicals, including Cobalt, which are known to the State of California to cause cancer. For more information, visit www.P65Warnings.ca.gov

HYDRAULICS

STEEL PIPE FITTINGS

HYDRAULIC ADAPTERS

45° MALE ELBOW



PART #	MALE PIPE 1	MALE PIPE 2	LIST PRICE
550122	1/8	1/8	---
550144	1/4	1/4	---
550166	3/8	3/8	---
55018	1/2	1/2	---
55011212	3/4	3/4	---
55011616	1	1	---

5501 2247

90° STREET ELBOW



PART #	MALE PIPE 1	FEMALE PIPE 2	LIST PRICE
55022	1/8	1/8	---
55024	1/4	1/4	---
550264	3/8	1/4	---
55026	3/8	3/8	---
550268	3/8	1/2	---
550284	1/2	1/4	---
550286	1/2	3/8	---
550288	1/2	1/2	---
550212	3/4	3/4	---
5502812	1/2	3/4	---
5502128	3/4	1/2	---
55021612	1	3/4	---
55021616	1	1	---
550220	1-1/4	1-1/4	---
550224	1-1/2	1-1/2	---

5502 2089 CD 1234R C3409 914

45° STREET ELBOW



PART #	MALE PIPE 1	FEMALE PIPE 2	LIST PRICE
55032	1/8	1/8	---
55034	1/4	1/4	---
55036	3/8	3/8	---
55038	1/2	1/2	---
55031212	3/4	3/4	---

5503 CD45 1244


FEMALE ELBOW



PART #	FEMALE PIPE 1	FEMALE PIPE 2	LIST PRICE
55042	1/8	1/8	---
550442	1/4	1/8	---
55044	1/4	1/4	---
55046	3/8	3/8	---
550484	1/2	1/4	---
550486	1/2	3/8	---
55048	1/2	1/2	---
5504128	3/4	1/2	---
550412	3/4	3/4	---
55041612	1	3/4	---
550416	1	1	---
550420	1-1/4	1-1/4	---
550424	1-1/2	1-1/2	---

5504 2087 DD 1245 C3509 916

45° FEMALE ELBOW



PART #	FEMALE PIPE 1	FEMALE PIPE 2	LIST PRICE
55054	1/4	1/4	---
55056	3/8	3/8	---
55058	1/2	1/2	---
550512	3/4	3/4	---
550516	1	1	---
550520	1-1/4	1-1/4	---

5505 DD45 1241 C3559

WARNING: This product can expose you to chemicals, including Cobalt, which are known to the State of California to cause cancer. For more information, visit www.P65Warnings.ca.gov



STEEL PIPE FITTINGS

HYDRAULIC ADAPTERS

MALE PIPE TEE

SAE 140437




PART #	MALE PIPE 1 & 2	MALE PIPE 3	LIST PRICE
560022	1/8	1/8	---
560044	1/4	1/4	---
560066	3/8	3/8	---
560088	1/2	1/2	---
560012	3/4	3/4	---
560016	1	1	---

5600 2257 RRS

FEMALE BRANCH PIPE TEE

SAE 140427



PART #	MALE PIPE 1 & 2	FEMALE PIPE 3	LIST PRICE
560122	1/8	1/8	---
560144	1/4	1/4	---
560166	3/8	3/8	---
560112	3/4	3/4	---
560116	1	1	---

901 5601 2256

STREET PIPE TEE

SAE 140424




PART #	MALE PIPE 1	FEMALE PIPE 2 & 3	LIST PRICE
560222	1/8	1/8	---
560244	1/4	1/4	---
560266	3/8	3/8	---
560288	1/2	1/2	---
560212	3/4	3/4	---
560216	1	1	---

902 5602 2092 MRO 1276 C3759

FEMALE RUN PIPE TEE

SAE 1404276



PART #	MALE PIPE 1 & 3	FEMALE PIPE 2	LIST PRICE
560322	1/8	1/8	---
560344	1/4	1/4	---
560366	3/8	3/8	---
560388	1/2	1/2	---
560312	3/4	3/4	---
560316	1	1	---

5603 2093 MMO 1277

MALE BRANCH PIPE TEE



PART #	FEMALE PIPE 1 & 2	MALE PIPE 3	LIST PRICE
560422	1/8	1/8	---
560444	1/4	1/4	---
560466	3/8	3/8	---
560488	1/2	1/2	---
560412	3/4	3/4	---
560416	1	1	---

904 5604 2091 MMS 1278 C3609

FEMALE PIPE TEE

SAE 140438



PART #	FEMALE PIPE	LIST PRICE
560522	1/8	---
560544	1/4	---
560566	3/8	---
56058	1/2	---
560512	3/4	---
560516	1	---
560520	1-1/4	---

917 5605 2090 1225 C3709

WARNING: This product can expose you to chemicals, including Cobalt, which are known to the State of California to cause cancer. For more information, visit www.P65Warnings.ca.gov

STEEL O-RING ADAPTERS

HYDRAULIC ADAPTERS

JIC TO O-RING CONNECTOR

SAE 070120
MS 51525

PART #	JIC THREAD SIZE 1	O-RING THREAD 2	LIST PRICE
64002	5/16-24	5/16-24	---
64003	3/8-24	3/8-24	---
64004	7/16-20	7/16-20	---
640042	7/16-20	5/16-24	---
640046	7/16-20	9/16-18	---
640048	7/16-20	3/4-16	---
64005	1/2-20	1/2-20	---
64006	9/16-18	9/16-18	---
640064	9/16-18	7/16-20	---
640068	9/16-18	3/4-16	---
6400610	9/16-18	7/8-14	---
6400612	9/16-18	1-1/16-12	---
6400616	9/16-18	1-5/16-12	---
64008	3/4-16	3/4-16	---
640084	3/4-16	7/16-20	---
640086	3/4-16	9/16-18	---
6400810	3/4-16	7/8-14	---
6400812	3/4-16	1-1/16-12	---
640010	7/8-14	7/8-14	---
6400106	7/8-14	9/16-18	---
6400108	7/8-14	3/4-16	---
64001012	7/8-14	1-1/16-12	---
640012	1-1/16-12	1-1/16-12	---
6400128	1-1/16-12	3/4-16	---
64001210	1-1/16-12	7/8-14	---
64001214	1-1/16-12	1-3/16-12	---
64001216	1-1/16-12	1-5/16-12	---
640016	1-5/16-12	1-5/16-12	---
64001612	1-5/16-12	1-1/16-12	---
64001620	1-5/16-12	1-5/8-12	---
64001624	1-5/16-12	1-7/8-12	---
640020	1-5/8-12	1-5/8-12	---
64002012	1-5/8-12	1-1/16-12	---
64002016	1-5/8-12	1-5/16-12	---
64002024	1-5/8-12	1-7/8-12	---
640024	1-7/8-12	1-7/8-12	---
64002420	1-7/8-12	1-5/8-12	---
64002432	1-7/8-12	2-1/2-12	---
640032	2-1/2-12	2-1/2-12	---
64003224	2-1/2-12	1-7/8-12	---

6400 202702R F50X 1231 C5315

O-RING TO PIPE ADAPTER



PART #	O-RING THREAD 1	MALE PIPE THREAD 2	LIST PRICE
640142	7/16-20	1/8	---
640144	7/16-20	1/4	---
640164	9/16-18	1/4	---
640166	9/16-18	3/8	---
640186	3/4-16	3/8	---
640188	3/4-16	1/2	---
6401812	3/4-16	3/4	---
6401108	7/8-14	1/2	---
6401128	1-1/16-12	1/2	---
64011212	1-1/16-12	3/4	---
64011616	1-5/16-12	1	---
64012020	1-5/8-12	1-1/4	---
64012020	1-5/8-12	1-1/4	---
64012424	1-7/8-12	1-1/2	---

6401 F5X 1264R C3249

O-RING TO 37° JIC - SWIVEL ADAPTER



PART #	O-RING THREAD 1	JIC THREAD SIZE 2	LIST PRICE
6402O44	7/16-20	7/16-20	---
6402O66	9/16-18	9/16-18	---
6402O68	9/16-18	3/4-16	---
6402O88	3/4-16	3/4-16	---
6402O86	3/4-16	9/16-18	---
6402O1010	7/8-14	7/8-14	---
6402O1212	1-1/16-12	1-1/16-12	---

6402 2266 F65X 1213 9316

O-RING HEX NIPPLE UNION



PART #	O-RING THRD 1	O-RING THRD 2	LIST PRICE
6403O4	7/16-20	7/16-20	---
6403O6	9/16-18	9/16-18	---
6403O8	3/4-16	3/4-16	---
6403O12	1-1/16-12	1-1/16-12	---

WARNING: This product can expose you to chemicals, including Cobalt, which are known to the State of California to cause cancer. For more information, visit www.P65Warnings.ca.gov



STEEL O-RING ADAPTERS

HYDRAULIC ADAPTERS

FEMALE O-RING TO MALE PIPE ADAPTER



PART #	O-RING THREAD 1	MALE PIPE THREAD 2	LIST PRICE
640442	7/16-20	1/8	---
640444	7/16-20	1/4	---
640464	9/16-18	1/4	---
640466	9/16-18	3/8	---
640468	9/16-18	1/2	---
640486	3/4-16	3/8	---
640488	3/4-16	1/2	---
6404108	7/8-14	1/2	---
64041212	1-1/16-12	3/4	---
64041616	1-5/16-12	1	---

6404 2246R 1267R C3239 FHGS

O-RING TO FEMALE PIPE ADAPTER



PART #	O-RING THREAD 1	FEMALE PIPE THREAD 2	LIST PRICE
6405O22	5/16-24	1/8	---
6405O42	7/16-20	1/8	---
6405O32	3/8-24	1/8	---
6405O34	3/8-24	1/4	---
6405O44	7/16-20	1/4	---
6405O52	1/2-20	1/8	---
6405O54	1/2-20	1/4	---
6405O62	9/16-18	1/8	---
6405O64	9/16-18	1/4	---
6405O66	9/16-18	3/8	---
6405O68	9/16-8	1/2	---
6405O84	3/4-16	1/4	---
6405O86	3/4-16	3/8	---
6405O88	3/4-16	1/2	---
6405O812	3/4-16	3/4	---
6405O104	7/8-14	1/4	---
6405O106	7/8-14	3/8	---
6405O108	7/8-14	1/2	---
6405O126	1-1/16-12	3/8	---
6405O128	1-1/16-12	1/2	---
6405O1212	1-1/16-12	3/4	---
6405O1216	1-1/16-12	1	---
6405O1612	1-5/16-12	3/4	---
6405O1616	1-5/16-12	1	---
6405O2020	1-5/8-12	1-1/4	---
6405O2416	1-7/8-12	1	---
6405O2420	1-7/8-12	1-1/4	---
6405O2424	1-7/8-12	1-1/2	---
6405O3224	2-1/2-12	1-1/2	---
6405O3232	2-1/2-12	2	---

6405 2216R F50G 1268R C3269

O-RING HEX HEAD PLUG

SAE 090109A



* Not all sizes are solid

PART #	O-RING THREAD	LIST PRICE
6408O2	5/16-24	---
6408O4	7/16-20	---
6408O5	1/2-20	---
6408O6	9/16-18	---
6408O8	3/4-16	---
6408O10	7/8-14	---
6408O12	1-1/16-12	---
6408O14	1-3/16-12	---
6408O16	1-5/16-12	---
6408O20	1-5/8-12	---
6408O24	1-7/8-12	---

6408 900598 P50N 1265 7237

O-RING HOLLOW - HEX HEAD PLUG

SAE 090109B



PART #	O-RING THREAD	LIST PRICE
6408HO2	5/16-24	---
6408HO4	7/16-20	---
6408HO5	1/2-20	---
6408HO6	9/16-18	---
6408HO8	3/4-16	---
6408HO10	7/8-14	---
6408HO12	1-1/16-12	---
6408HO14	1-3/16-12	---
6408HO16	1-5/16-12	---
6408HO20	1-5/8-12	---
6408HO24	1-7/8-12	---

6408HHP FF2138 HP50N 1256 7238 6409

WARNING: This product can expose you to chemicals, including Cobalt, which are known to the State of California to cause cancer. For more information, visit www.P65Warnings.ca.gov

FEMALE SWIVELS JIC

HYDRAULIC ADAPTERS

O-RING PORT REDUCER/EXPANDER



PART #	O-RING THREAD 1	O-RING THREAD 2	LIST PRICE
6410O46	7/16-20	9/16-18	---
6410O64	9/16-18	7/16-20	---
6410O68	9/16-18	3/4-16	---
6410O84	3/4-16	7/16-20	---
6410O86	3/4-16	9/16-18	---
6410O88	3/4-16	3/4-16	---
6410O812	3/4-16	1-1/16-12	---
6410O124	1-1/16-12	7/16-20	---
6410O126	1-1/16-12	9/16-18	---
6410O128	1-1/16-12	3/4-16	---
6410O166	1-5/16-12	9/16-18	---
6410O168	1-5/16-12	3/4-16	---
6410O1612	1-5/16-12	1-1/16-12	---
6410O2012	1-5/8-12	1-1/16-12	---
6410O2016	1-5/8-12	1-5/16-12	---
6410O2412	1-7/8-12	1-1/16-12	---
6410O2416	1-7/8-12	1-5/16-12	---
6410O2420	1-7/8-12	1-5/8-12	---
6410O3216	2-1/2-12	1-5/16-12	---
6410O3220	2-1/2-12	1-5/8-12	---
6410O3224	2-1/2-12	1-7/8-12	---

6410 FF1010 F50G5 1270 7033

JIC SWIVEL NUT ELBOW

SAE 070221
MS 51521



PART #	JIC THREAD SIZE 1	JIC THREAD SIZE 2	LIST PRICE
65004	7/16-20	7/16-20	---
65006	9/16-18	9/16-18	---
65008	3/4-16	3/4-16	---
650086	3/4-16	9/16-18	---
650010	7/8-14	7/8-14	---
6500108	7/8-14	3/4-16	---
650012	1-1/16-12	1-1/16-12	---
650016	1-5/16-12	1-5/16-12	---
650020	1-5/8-12	1-5/8-12	---
650024	1-7/8-12	1-7/8-12	---
650032	2-1/2-12	2-1/2-12	---

6500 2071R C6X 1236 G5506

JIC SWIVEL TO MALE PIPE ELBOW



PART #	JIC THREAD SIZE 1	MALE PIPE THREAD 2	LIST PRICE
650142	7/16-20	1/8	---
650144	7/16-20	1/4	---
650164	9/16-18	1/4	---
650166	9/16-18	3/8	---
650186	3/4-16	3/8	---
650188	3/4-16	1/2	---
6501108	7/8-14	1/2	---
65011212	1-1/16-12	3/4	---
65011616	1-5/16-12	1	---
65012020	1-5/8-12	1-1/4	---
65012424	1-7/8-12	1-1/2	---
65013232	2-1/2-12	2	---

6501 2250 1247R TF5406

JIC SWIVEL 45° ELBOW

SAE 070321
MS 51522



PART #	JIC THREAD SIZE 1	JIC THREAD SIZE 2	LIST PRICE
65024	7/16-20		---
65026	9/16-18	9/16-18	---
65028	3/4-16	3/4-16	---
650210	7/8-14	7/8-14	---
650212	1-1/16-12	1-1/16-12	---
650216	1-5/16-12	1-5/16-12	---

JIC SWIVEL TO FEMALE - PIPE ELBOW



PART #	JIC THREAD SIZE 1	FEMALE PIPE THREAD 2	LIST PRICE
650344	7/16-20	1/4	---
650364	9/16-18	1/4	---
650366	9/16-18	3/8	---
650386	3/4-16	3/8	---
650388	3/4-16	1/2	---
65031212	1-1/16-12	3/4	---

6502 2070R V6X 1237 C5356

WARNING: This product can expose you to chemicals, including Cobalt, which are known to the State of California to cause cancer. For more information, visit www.P65Warnings.ca.gov



FEMALE SWIVELS

HYDRAULIC ADAPTERS

JIC SWIVEL CONNECTOR



PART #	JIC THREAD SIZE 1	JIC THREAD SIZE 2	LIST PRICE
650444	7/16-20	7/16-20	---
650466	9/16-18	9/16-18	---
650488	3/4-16	3/4-16	---
65041010	7/8-14	7/8-14	---
65041212	1-1/16-12	1-1/16-12	---
65041616	1-5/16-12	1-5/16-12	---
65042020	1-5/8-12	1-5/8-12	---

6504 1205

JIC SWIVEL TO MALE - PIPE ADAPTER



PART #	JIC THREAD SIZE 1	MALE PIPE THREAD 2	LIST PRICE
650542	7/16-20	1/8	---
650544	7/16-20	1/4	---
650546	7/16-20	3/8	---
650564	9/16-18	1/4	---
650566	9/16-18	3/8	---
650586	3/4-16	3/8	---
650588	3/4-16	1/2	---
6505128	1-1/16-12	1/2	----
65051212	1-1/16-12	3/4	---
65051612	1-5/16-12	3/4	---
65051616	1-5/16-12	1	---
65052424	1-7/8-12	1-1/2	---

6505 2018 F6X 1211 9100R

JIC SWIVEL TO FEMALE PIPE ADAPTER



PART #	JIC THREAD SIZE 1	FEMALE PIPE THREAD 2	LIST PRICE
650642	7/16-20	1/8	---
650644	7/16-20	1/4	---
650664	9/16-18	1/4	---
650666	9/16-18	3/8	---
650668	9/16-18	1/2	---
650686	3/4-16	3/8	---
650688	3/4-16	1/2	---
6506106	7/8-14	3/8	---
6506128	1-1/16-12	1/2	---
65061212	1-1/16-12	3/4	---
65061616	1-5/16-12	1	---
65062020	1-5/8-12	1-1/4	---
65062424	1-7/8-12	1-1/2	---
65063232	2-1/2-12	2	---

6506 2242 1215

JIC SWIVEL BRANCH TEE



SAE 070433
MS 51524

PART #	JIC THREAD SIZE 1 & 2	JIC FEMALE THREAD 3	LIST PRICE
660044	7/16-20	7/16-20	---
660066	9/16-18	9/16-18	---
660088	3/4-16	3/4-16	---
660010	7/8-14	7/8-14	---
660012	1-1/16-12	1-1/16-12	---
660016	1-5/16-12	1-5/16-12	---
660020	1-5/8-12	1-5/8-12	---

6600 203101R 55X 1227 C5707

JIC SWIVEL RUN TEE




SAE 070432
MS 51523

PART #	JIC THREAD SIZE 1 & 3	JIC FEMALE THREAD 2	LIST PRICE
66024	7/16-20	7/16-20	---
66025	1/2-20	1/2-20	---
66026	9/16-18	9/16-18	---
66028	3/4-16	3/4-16	---
660212	1-1/16-12	1-1/16-12	---
660216	1-5/16-12	1-5/16-12	---
660224	1-7/8-12	1-7/8-12	---

6602 203102R R6X 1248 C5706

JIC TO O-RING RUN TEE



SAE 070428
MS 51530

PART #	JIC THREAD SIZE 1 & 3	O-RING THREAD SIZE 2	LIST PRICE
6804NWO4	7/16-20	7/16-20	---
6804NWO6	9/16-18	9/16-18	---
6804NWO8	3/4-16	3/4-16	---
6804NWO10	7/8-14	7/8-14	---
6804NWO12	1-1/16-12	1-1/16-12	---
6804NWO16	1-5/16-12	1-5/16-12	---

6804 203005R R50X 1266R C5716

WARNING: This product can expose you to chemicals, including Cobalt, which are known to the State of California to cause cancer. For more information, visit www.P65Warnings.ca.gov

STEEL O-RING ADAPTERS

HYDRAULIC ADAPTERS

JIC TO O-RING ELBOW CONNECTOR

SAE 070220
MS 51527



PART #	JIC THREAD SIZE 1	O-RING THREAD SIZE 2	LIST PRICE
6801NWO4	7/16-20	7/16-20	---
6801NWO46	7/16-20	9/16-18	---
6801NWO48	7/16-20	3/4-16	---
6801NWO6	9/16-18	9/16-18	---
6801NWO64	9/16-18	7/16-20	---
6801NWO68	9/16-18	3/4-16	---
6801NWO612	9/16-18	1-1/16-12	---
6801NWO8	3/4-16	3/4-16	---
6801NWO86	3/4-16	9/16-18	---
6801NWO810	3/4-16	7/8-14	---
6801NWO812	3/4-16	1-1/16-12	---
6801NWO816	3/4-16	1-5/16-12	---
6801NWO10	7/8-14	7/8-14	---
6801NWO106	7/8-14	9/16-18	---
6801NWO108	7/8-14	3/4-16	---
6801NWO1016	7/8-14	1-5/16-12	---
6801NWO12	1-1/16-12	1-1/16-12	---
6801NWO128	1-1/16-12	3/4-16	---
6801NWO1210	1-1/16-12	7/8-14	---
6801NWO1216	1-1/16-12	1-5/16-12	---
6801NWO16	1-5/16-12	1-5/16-12	---
6801NWO1612	1-5/16-12	1-1/16-12	---
6801NWO1620	1-5/16-12	1-5/8-12	---
6801NWO20	1-5/8-12	1-5/8-12	---
6801NWO2016	1-5/8-12	1-5/16-12	---
6801NWO2024	1-5/8-12	1-7/8-12	---
6801NWO24	1-7/8-12	1-7/8-12	---
6801NWO32	2-1/2-12	2-1/2-12	---

6801 2062R C50X 1238L C5515

JIC TO O-RING - BRANCH TEE

SAE 070429
MS 51529



PART #	JIC THREAD SIZE 1 & 2	O-RING THREAD SIZE 3	LIST PRICE
6803NWO4	7/16-20	7/16-20	---
6803NWO6	9/16-18	9/16-18	---
6803NWO8	3/4-16	3/4-16	---
6803NWO10	7/8-14	7/8-14	---
6803NWO12	1-1/16-12	1-1/16-12	---
6803NWO16	1-5/16-12	1-5/16-12	---

6803 203003X S50X 1265R C5715

JIC TO O-RING 45° ELBOW

SAE 070320
MS 51528



PART #	JIC THREAD SIZE 1	O-RING THREAD SIZE 2	LIST PRICE
6802NWO2	5/16-24	5/16-24	---
6802NWO4	7/16-20	7/16-20	---
6802NWO46	7/16-20	9/16-18	---
6802NWO6	9/16-18	9/16-18	---
6802NWO68	9/16-18	3/4-16	---
6802NWO8	3/4-16	3/4-16	---
6802NWO86	3/4-16	9/16-18	---
6802NWO810	3/4-16	7/8-14	---
6802NWO812	3/4-16	1-1/16-12	---
6802NWO10	7/8-14	7/8-14	---
6802NWO108	7/8-14	3/4-16	---
6802NWO1012	7/8-14	1-1/16-12	---
6802NWO12	1-1/16-12	1-1/16-12	---
6802NWO1216	1-1/16-12	1-5/16-12	---
6802NWO16	1-5/16-12	1-5/16-12	---
6802NWO1612	1-5/16-12	1-1/16-12	---
6802NWO1620	1-5/16-12	1-5/8-12	---
6802NWO20	1-5/8-12	1-5/8-12	---
6802NWO2016	1-5/8-12	1-5/16-12	---
6802NWO24	1-7/8-12	1-7/8-12	---
6802NWO32	2-1/2-12	2-1/2-12	---

6802 2061 V50X 1240R C5365

O-RING TO - FEMALE PIPE ELBOW



PART #	O-RING THREAD SIZE 1	PIPE THREAD SIZE 2	LIST PRICE
6805NWO42	7/16-20	1/8	---
6805NWO44	7/16-20	1/4	---
6805NWO64	9/16-18	1/4	---
6805NWO66	9/16-18	3/8	---
6805NWO86	3/4-16	3/8	---
6805NWO88	3/4-16	1/2	---
6805NWO108	7/8-14	1/2	---
6805NWO128	1-1/16-12	1/2	---
6805NWO1212	1-1/16-12	3/4	---
6805NWO1616	1-5/16-12	1	---
6805NWO2020	1-5/8-12	1-1/4	---
6805NWO2424	1-7/8-12	1-1/2	---

6805 206801R AE0G 1264 C3459

WARNING: This product can expose you to chemicals, including Cobalt, which are known to the State of California to cause cancer. For more information, visit www.P65Warnings.ca.gov

STEEL O-RINGS

HYDRAULIC ADAPTERS

O-RING TO MALE PIPE ELBOW



PART #	O-RING THREAD SIZE 1	PIPE THREAD SIZE 2	LIST PRICE
6806NWO44	7/16-20	1/4	---
6806NWO66	9/16-18	3/8	---
6806NWO88	3/4-16	1/2	---
6806NWO1212	1-1/16-12	3/4	---
6806NWO1616	1-5/16-12	1	---

6806 1263 TF3569

O-RING TO 37° JIC SWIVEL NUT TO O-RING ELBOW



PART #	O-RING THREAD SIZE 1	JIC THREAD SIZE 2	LIST PRICE
6809NWO44	7/16-20	7/16-20	---
6809NWO66	9/16-18	9/16-18	---
6809NWO88	3/4-16	3/4-16	---
6809NWO1212	1-1/16-12	1-1/16-12	---

FEMALE O-RING TO MALE O-RING ELBOW



PART #	O-RING THREAD SIZE 1	O-RING THREAD SIZE 2	LIST PRICE
6815NWO44	7/16-20	7/16-20	---
6815NWO66	9/16-18	9/16-18	---
6815NWO88	3/4-16	3/4-16	---
6815NWO1010	7/8-14	7/8-14	---
6815NWO1212	1-1/16-12	1-1/16-12	---

MALE O-RING SWIVEL ADAPTER

SAE 140157



PART #	O-RING THREAD SIZE 1	FEMALE NPSM SIZE 2	LIST PRICE
6900O42	7/16-20	1/8	---
6900O44	7/16-20	1/4	---
6900O46	7/16-20	3/8	---
6900O48	7/16-20	1/2	---
6900O64	9/16-18	1/4	---
6900O66	9/16-18	3/8	---
6900O68	9/16-18	1/2	---
6900O84	3/4-16	1/4	---
6900O86	3/4-16	3/8	---
6900O88	3/4-16	1/2	---
6900O812	3/4-16	3/4	---
6900O104	7/8-14	1/4	---
6900O106	7/8-14	3/8	---
6900O108	7/8-14	1/2	---
6900O1012	7/8-14	3/4	---
6900O128	1-1/16-12	1/2	---
6900O1212	1-1/16-12	3/4	---
6900O1612	1-5/16-12	3/4	---
6900O1616	1-5/16-12	1	---

6900 2066R 1235 9315

WARNING: This product can expose you to chemicals, including Cobalt, which are known to the State of California to cause cancer. For more information, visit www.P65Warnings.ca.gov

STEEL SAE O-RING

HYDRAULIC ADAPTERS

90° O-RING SWIVEL ADAPTER

SAE 140257



PART #	O-RING THREAD SIZE 1	FEMALE NPSM SIZE 2	LIST PRICE
6901NWO42	7/16-20	1/8	---
6901NWO44	7/16-20	1/4	---
6901NWO64	9/16-18	1/4	---
6901NWO66	9/16-18	3/8	---
6901NWO68	9/16-18	1/2	---
6901NWO84	3/4-16	1/4	---
6901NWO86	3/4-16	3/8	---
6901NWO88	3/4-16	1/2	---
6901NWO812	3/4-16	3/4	---
6901NWO104	7/8-14	1/4	---
6901NWO106	7/8-14	3/8	---
6901NWO108	7/8-14	1/2	---
6901NWO126	1-1/16-12	3/8	---
6901NWO128	1-1/16-12	1/2	---
6901NWO1212	1-1/16-12	3/4	---
6901NWO1612	1-5/16-12	3/4	---
6901NWO1616	1-5/16-12	1	---
6901NWO2016	1-5/8-12	1	---
6901NWO2020	1-5/8-12	1-1/4	---
6901NWO2424	1-7/8-12	1-1/2	---
6901NWO3232	2-1/2-12	2	---

45° O-RING SWIVEL ADAPTER

SAE 140357



PART #	O-RING THREAD SIZE 1	FEMALE NPSM SIZE 2	LIST PRICE
6902NWO42	7/16-20	1/8	----
6902NWO44	7/16-20	1/4	---
6902NWO46	7/16-20	3/8	---
6902NWO64	9/16-18	1/4	---
6902NWO66	9/16-18	3/8	---
6902NWO68	9/16-18	1/2	---
6902NWO84	3/4-16	1/4	---
6902NWO86	3/4-16	3/8	---
6902NWO88	3/4-16	1/2	---
6902NWO108	7/8-14	1/2	---
6902NWO128	1-1/16-12	1/2	---
6902NWO1212	1-1/16-12	3/4	---
6902NWO1616	1-5/16-12	1	---

6902 2067R 1272 9365

O-RINGS

VITON 75 SAE BOSS O-RING

Fluorocarbon



PART #	O-RING THREAD	LIST PRICE
400122	5/16-24	---
400144	7/16-20	---
400166	9/16-18	---
400188	3/4-16	---
400110	7/8-14	---
400112	1-1/16-12	---
400116	1-5/16-12	---
400120	1-5/8-12	---
400124	1-7/8-12	---


NITRILE 90 SAE BOSS O-RING



PART #	O-RING THREAD	LIST PRICE
400022	5/16-24	---
400044	7/16-20	---
400066	9/16-18	---
400088	3/4-16	---
400010	7/8-14	---
400012	1-1/16-12	---
400014	1-3/16-12	---
400016	1-5/16-12	---
400020	1-5/8-12	---
400024	1-7/8-12	---
400032	2-1/2-12	---

BRAZE TUBE NUT (SLEEVE REQUIRED)

SAE 520110



PART #	TUBE O.D.	BRAZE TUBE O.D.	LIST PRICE
FSO3184	1/4	.25	---
FSO3186	3/8	.38	---
FSO3188	1/2	.50	---
FSO31810	5/8	.62	---
FSO31812	3/4	.72	---
FSO31816	1	1.00	---
FSO31820	1 1/4	1.25	---

FF318 FF1311

WARNING: This product can expose you to chemicals, including Cobalt, which are known to the State of California to cause cancer. For more information, visit www.P65Warnings.ca.gov

O-RING FACE SEAL ADAPTERS

HYDRAULIC ADAPTERS

BRAZE TUBE SLEEVE

SAE 520115



PART #	TUBE O.D.	LIST PRICE
FSO3194	1/4	---
FSO3196	3/8	---
FSO3198	1/2	---
FSO31910	5/8	---
FSO31912	3/4	---
FSO31916	1	---
FSO31920	1-1/4	---

FF319 FF3019

CAP

SAE 520112



• Two Piece
Nut/ Insert

PART #	TUBE O.D.	FACE SEAL THREAD	LIST PRICE
FSO304C4	1/4	9/16-18	---
FSO304C6	3/8	11/16-16	---
FSO304C8	1/2	13/16-16	---
FSO304C10	5/8	1-14	---
FSO304C12	3/4	1-3/16-12	---
FSO304C16	1	1-7/16-12	---
FSO304C20	1-1/4	1-11/16-12	---
FSO304C24	1-1/2	2-12	---

FF304C

BULKHEAD LOCKNUT

SAE 520118



PART #	THREAD SIZE	LIST PRICE
FSO3064	9/16-18	---
FSO3066	11/16-16	---
FSO3068	13/16-16	---
FSO30612	1-3/16-12	---
FSO30616	1-7/16-12	---

FF403

MALE UNION CONNECTOR

SAE 520102



PART #	TUBE O.D.	FACE SEAL THREAD 1&2	LIST PRICE
FSO240344	1/4	9/16-18	---
FSO240366	3/8	11/16-16	---
FSO240388	1/2	13/16-16	---
FSO24031212	3/4	1-3/16-12	---
FSO24031616	1	1-7/16-12	---

FF2403 FF1203

MALE O-RING FACE SEAL ADAPTER



PART #	FACE SEAL THREAD 1	MALE PIPE SIZE 2	LIST PRICE
FSO240444	9/16-18	1/4-18	---
FSO240446	9/16-18	3/8	---
FSO240464	11/16-16	1/4-18	---
FSO240466	11/16-16	3/8-18	---
FSO240484	13/16-16	1/4-18	---
FSO240486	13/16-16	3/8	---
FSO240488	13/16-16	1/2-14	---
FSO2404108	1-14	1/2	---
FSO24041212	1-3/16-12	3/4-14	---
FSO24041616	1-7/16-12	1-11/16-12	---
FSO24042020	1-11/16-12	1-1/4	---
FSO24042424	2-12	1-1/2	---

FF2404 4205 FLO

FEMALE ORFS TO MALE ORFS REDUCER



PART #	FEMALE FACE SEAL SIZE 1	MALE FACE SEAL THREAD 2	LIST PRICE
FSO240664	11/16-16	9/16-18	---
FSO240684	13/16-16	9/16-18	---
FSO2406106	1-14	11/16-16	---
FSO2406108	1-14	13/16-16	---
FSO2406126	1-3/16-12	11/16-16	---

FF2406 TRLON

O-RING FACE SEAL ADAPTERS

HYDRAULIC ADAPTERS

PLUG



SAE 520109

PART #	TUBE O.D.	FACE SEAL THREAD	LIST PRICE
FSO24084	1/4	9/16-18	---
FSO24086	3/8	11/16-16	---
FSO24088	1/2	13/16-16	---
FSO240810	5/8	1-14	---
FSO240812	3/4	1-3/8-12	---
FSO240816	1	1-7/16-12	---
FSO240820	1-1/4	1-11/16-12	---
FSO240824	1-1/2	2-12	---

FF2408 FF1254 4229 PNLO

ORFS UNION ELBOW 90°



PART #	FACE SEAL THREAD 1	FACE SEAL THREAD 2	LIST PRICE
FS250044	9/16-18	9/16-18	---
FS250066	11/16-16	11/16-16	---
FS25001010	1-14	1-14	---
FS25001212	1-3/16-12	1-3/16-12	---
FS25001616	1-7/16-12	1-7/16-12	---

FF2500 4505 ELO

ORFS TO MALE ELBOW

SAE 520202



PART #	FACE SEAL THREAD 1	MALE PIPE THREAD 2	LIST PRICE
FS250144	9/16-18	1/4	---
FS250164	11/16-16	1/4	---
FS250166	11/16-16	3/8	---
FS250186	13/16-16	3/8	---
FS250188	13/16-16	1/2	---
FS2501812	13/16-16	3/4	---
FS2501108	1-14	1/2	---
FS25011012	1-14	3/4	---
FS2501128	1-3/8-12	1/2	---
FS25011212	1-3/8-12	3/4	---
FS25011216	1-3/8-12	1	---
FS25011616	1-7/16-12	1	---
FS25012020	1-11/16-12	1-1/4	---
FS25012424	2-12	1-1/2	---

FF2501 FF1208 4405 CLO


ORFS TO PIPE ELBOW 45°



PART #	FACE SEAL THREAD 1	MALE PIPE THREAD 2	LIST PRICE
FS250344	9/16-18	1/4	---
FS250366	11/16-16	3/8	---
FS250388	13/16-16	1/2	---
FS25031212	1-3/16-12	3/4	---
FS25031616	1-7/16-12	1	---

FF2503 4355 VLO

ORFS UNION TEE



PART #	FACE SEAL THREAD 1+2+3	LIST PRICE
FS260344	9/16-18	---
FS260366	11/16-16	---
FS260388	13/16-16	---
FS26031212	1-3/16-12	---

MALE FLAT FACE TO FEMALE 37° SWIVEL



PART #	FACE SEAL THREAD 1	JIC THREAD 2	LIST PRICE
FS640244	9/16-18	7/16-20	---
FS640266	11/16-16	9/16-18	---
FS640288	13/16-16	3/4-16	---
FS64021010	1-14	7/8-14	---
FS64021212	1-3/16-12	1-1/16-12	---

FF6402 FF1294

WARNING: This product can expose you to chemicals, including Cobalt, which are known to the State of California to cause cancer. For more information, visit www.P65Warnings.ca.gov



O-RING FACE SEAL ADAPTERS

HYDRAULIC ADAPTERS

MALE ORFS TO ORB CONNECTOR

SAE 520120



PART #	FACE SEAL THREAD 1	O-RING THREAD 2	LIST PRICE
FS6400O44	9/16-18	7/16-20	---
FS6400O46	9/16-18	9/16-18	---
FS6400O64	11/16-16	7/16-20	---
FS6400O66	11/16-16	9/16-18	---
FS6400O68	11/16-16	3/4-16	---
FS6400O86	13/16-16	9/16-18	---
FS6400O88	13/16-16	3/4-16	---
FS6400O810	13/16-16	7/8-14	---
FS6400O108	1-14	3/4-16	---
FS6400O1010	1-14	7/8-14	---
FS6400O1012	1-14	1-1/16-12	---
FS6400O128	1-3/16-12	3/4-16	---
FS6400O1210	1-3/16-12	7/8-14	---
FS6400O1212	1-3/16-12	1-1/16-12	---
FS6400O1216	1-3/16-12	1-5/16-12	---
FS6400O1612	1-7/16-12	1-1/16-12	---
FS6400O1616	1-7/16-12	1-5/16-12	---
FS6400O1620	1-7/16-12	1-5/8-12	---
FS6400O2020	1-11/16-12	1-5/8-12	---
FS6400O2024	1-11/16-12	1-7/8-12	---
FS6400O2424	2-12	1-7/8-12	---

4315 FF6400 FF1231

SWIVEL NUT ELBOW



PART #	FACE SEAL THREAD 1	FACE SEAL THREAD 2	LIST PRICE
FS650044	9/16-18	9/16-18	---
FS650066	11/16-16	11/16-16	---
FS650088	13/16-16	13/16-16	---
FS65001212	1-3/16-12	1-3/16-12	---

FF6500 FF1236

MALE JIC 37° FLARE TO FEMALE FLAT FACE SWIVEL



PART #	JIC THREAD SIZE 1	FACE SEAL THREAD 2	LIST PRICE
FS650444	7/16-20	9/16-18	---
FS650466	9/16-18	11/16-16	---
FS650488	3/4-16	13/16-16	---
FS65041010	7/8-14	1-14	---
FS65041616	1-5/16-12	1-7/16-12	---

FF6504 FF1296

O-RING ELBOW CONNECTOR



PART #	FACE SEAL THREAD 1	O-RING THREAD 2	LIST PRICE
FS680144	9/16-18	7/16-20	---
FS680146	9/16-18	9/16-18	---
FS680164	11/16-16	7/16-20	---
FS680166	11/16-16	9/16-18	---
FS680168	11/16-16	3/4-16	---
FS680186	13/16-16	9/16-18	---
FS680188	13/16-16	3/4-16	---
FS6801810	13/16-16	7/8-14	---
FS6801108	1-14	3/4-16	---
FS68011012	1-14	1-1/16-12	---
FS68011210	1-3/16-12	7/8-14	---
FS68011212	1-3/16-12	1-1/16-12	---
FS68011216	1-3/16-12	1-5/16-12	---
FS68011616	1-7/16-12	1-5/16-12	---
FS68011620	1-7/16-12	1-5/8-12	---
FS68012016	1-11/16-12	1-5/16-12	---
FS68012020	1-11/16-12	1-5/8-12	---
FS68012424	2-12	1-7/8-12	---

FF6801 FF1238 4515

ORFS TO O-RING ELBOW 45°



PART #	FACE SEAL THREAD 1	O-RING SIZE 2	LIST PRICE
FS680244	9/16-18	7/16-20	---
FS680266	11/16-16	9/16-18	---
FS680288	13/16-16	3/4-16	---
FS68021010	1-14	7/8-14	---
FS68021212	1-3/16-12	1-1/16-12	---
FS68021616	1-7/16-12	1-5/16-12	---
FS68022020	1-11/16-12	1-5/8-12	---

FF6802 4365 V50LO

WARNING: This product can expose you to chemicals, including Cobalt, which are known to the State of California to cause cancer.
 For more information, visit www.P65Warnings.ca.gov

STEEL BSPT ADAPTERS

HYDRAULIC ADAPTERS

STRAIGHT THREAD SWIVEL NUT ELBOW



PART #	O-RING THREAD 1	FACE SEAL THREAD 2	LIST PRICE
FS680944	7/16-20	9/16-18	---
FS680966	9/16-18	11/16-16	---
FS680988	3/4-16	13/16-16	---
FS68091212	1-1/16-12	1-3/16-12	---

FF6809 FF1239 4535 AOELC

STEEL BSPT ADAPTERS

JIC MALE CONNECTOR BSPT



PART #	JIC THREAD SIZE 1	MALE BSPT 2	LIST PRICE
700042	7/16-20	1/8-28	---
700044	7/16-20	1/4-19	---
700064	9/16-18	1/4-19	---
700066	9/16-18	3/8-19	---
700068	9/16-18	1/2-14	---
700086	3/4-16	3/8-19	---
700088	3/4-16	1/2-14	---
7000812	3/4-16	3/4-14	---
7000108	7/8-14	1/2-14	---
70001012	7/8-14	3/4-14	---
7000128	1-1/16-12	1/2-14	---
70001212	1-1/16-12	3/4-14	---
70001616	1-5/16-12	1-11	---

3404 305

JIC MALE ELBOW BSPT



PART #	JIC THREAD SIZE 1	MALE BSPT 2	LIST PRICE
720042	7/16-20	1/8-28	---
720044	7/16-20	1/4-19	---
720064	9/16-18	1/4-19	---
720066	9/16-18	3/8-19	---
720068	9/16-18	1/2-14	---
720086	3/4-16	3/8-19	---
720088	3/4-16	1/2-14	---
72001212	1-1/16-12	3/4-14	---

3501 315

BSPT HEX NIPPLE



PART #	MALE BSPT 1	MALE BSPT 2	LIST PRICE
752022	1/8-28	1/8-28	---
752044	1/4-19	1/4-19	---
752066	3/8-19	3/8-19	---
752088	1/2-14	1/2-14	---
75201010	5/8-14	5/8-14	---
75201212	3/4-14	3/4-14	---

3520 MBT

BSPT PLUG



PART #	BSPT	LIST PRICE
95082	1/8-28	---
95084	1/4-19	---
95086	3/8-19	---
95088	1/2-14	---
950812	3/4-14	---
950816	1-11	---

100B-Y KA-RM MHL 296

STEEL BSPP ADAPTERS

BSPP HEX NIPPLE



PART #	MALE BSPP 1	MALE BSPP 2	LIST PRICE
742022	1/8-28	1/8-28	---
742042	1/4-19	1/8-28	---
742064	3/8-19	1/4-19	---
742066	3/8-19	3/8-19	---
742086	1/2-14	3/8-19	---
742088	1/2-14	1/2-14	---
7420108	5/8-14	1/2-14	---
7420128	3/4-14	1/2-14	---
74201212	3/4-14	3/4-14	---
74201612	1-11	3/4-14	---
74201616	1-11	1-11	---

3420 MB 9022

WARNING: This product can expose you to chemicals, including Cobalt, which are known to the State of California to cause cancer. For more information, visit www.P65Warnings.ca.gov

STEEL BSPP ADAPTERS

HYDRAULIC ADAPTERS

BSPP COUPLING



PART #	BSPP	LIST PRICE
74252	1/8-28	---
74254	1/4-19	---
74258	1/2-14	---
742510	5/8-14	---
742512	3/4-14	---
742516	1-11	---

3425 FB

JIC TO FEMALE BSPP STRAIGHT SWIVEL



PART #	JIC THREAD SIZE 1	FEMALE BSPP SWIVEL 2	LIST PRICE
72404	7/16-20	1/4-19	---
72406	9/16-18	3/8-19	---
72408	3/4-16	1/2-14	---
724010	7/8-14	5/8-14	---
724012	1-1/16-12	3/4-14	---
724016	1-5/16-12	1-11	---

3240 MJFBS

JIC TO BSPP MALE ELBOW



PART #	JIC THREAD SIZE 1	MALE BSPP 2	LIST PRICE
7202NWO42	7/16-20	1/8-28	---
7202NWO44	7/16-20	1/4-19	---
7202NWO64	9/16-18	1/4-19	---
7202NWO66	9/16-18	3/8-19	---
7202NWO68	9/16-18	1/2-14	---
7202NWO86	3/4-16	3/8-19	---
7202NWO88	3/4-16	1/2-14	---
7202NWO812	3/4-16	3/4-14	---
7202NWO108	7/8-14	1/2-14	---
7202NWO1212	1-1/16-12	3/4-14	---
7202NWO1216	1-1/16-12	1-11	---
7202NWO1616	1-5/16-12	1-11	---

3801 315

JIC TO BSPP 45° ELBOW



PART #	JIC THREAD SIZE 1	MALE BSPP 2	LIST PRICE
78024	7/16-20	1/4-19	---
78026	9/16-18	3/8-19	---
78028	3/4-16	1/2-14	---
780212	1-1/16-12	3/4-14	---
780216	1-5/16-12	1-11	---

3802 35J

BSPP TO MALE PIPE NIPPLE



PART #	MALE BSPP SIZE 1	MALE PIPE THREAD SIZE 2	LIST PRICE
78252	1/8-28	1/8	---
78254	1/4-19	1/4	---
78256	3/8-19	3/8	---
78258	1/2-14	1/2	---
782512	3/4-14	3/4	---
782516	1-11	1	---

MBMP 3825

JIC TO BSPP MALE CONNECTOR



PART #	JIC THREAD SIZE 1	MALE BSPP 2	LIST PRICE
700242	7/16-20	1/8-28	---
700244	7/16-20	1/4-19	---
700246	7/16-20	3/8-19	---
700248	7/16-20	1/2-14	---
700264	9/16-18	1/4-19	---
700266	9/16-18	3/8-19	---
700268	9/16-18	1/2-14	---
700286	3/4-16	3/8-19	---
700288	3/4-16	1/2-14	---
7002812	3/4-16	3/4-14	---
7002108	7/8-14	1/2-14	---
70021212	1-1/16-12	3/4-14	---
70021216	1-1/16-12	1-11	---
70021616	1-5/16-12	1-11	---

30J 3800

STEEL BSPP ADAPTERS

HYDRAULIC ADAPTERS

JIC TO BSPP STRAIGHT SWIVEL



PART #	JIC THREAD SIZE 1	MALE BSPP 2	LIST PRICE
702242	7/16-20	1/8-28	---
702244	7/16-20	1/4-19	---
702266	9/16-18	3/8-19	---
702288	3/4-16	1/2-14	---
7022108	7/8-14	1/2-14	---
70221212	1-1/16-12	3/4-14	---
70221616	1-5/16-12	1-11	---

3402 3055

HEX HEAD PLUG BSPP



PART #	MALE BSPP	LIST PRICE
9522P2	1/8-28	---
9522P4	1/4-19	---
9522P6	3/8-19	---
9522P8	1/2-14	---
9522P12	3/4-14	---
9522P16	1-11	---

3408

HOLLOW HEX PLUG BSPP



PART #	MALE BSPP	LIST PRICE
9522H2	1/8-28	---
9522H4	1/4-19	---
9522H6	3/8-19	---
9522H8	1/2-14	---
9522H12	3/4-14	---
9522H16	1-11	---

3408 HHP

FEMALE ADAPTER BSPP



PART #	FEMALE PIPE 1	MALE BSPP 2	LIST PRICE
704222	1/8	1/8-28	---
704242	1/4	1/8-28	---
704244	1/4	1/4-19	---
704266	3/8	3/8-19	---
704288	1/2	1/2-14	---
70421212	3/4	3/4-14	---
70421616	1	1-11	---

3455 MMFP

STEEL METRIC ADAPTERS

MALE CONNECTOR



PART #	JIC THREAD SIZE 1	METRIC THREAD 2	LIST PRICE
7005410	7/16-20	10x1.0	---
7005412	7/16-20	12x1.5	---
7005414	7/16-20	14x1.5	---
7005418	7/16-20	18x1.5	---
7005512	1/2-20	12x1.5	---
7005514	1/2-20	14x1.5	---
7005614	9/16-18	14x1.5	---
7005616	9/16-18	16x1.5	---
7005618	9/16-18	18x1.5	---
7005816	3/4-16	16x1.5	---
7005818	3/4-16	18x1.5	---
7005822	3/4-16	22x1.5	---
70051018	7/8-14	18x1.5	---
70051020	7/8-14	20x1.5	---
70051022	7/8-14	22x1.5	---
70051222	1-1/16-12	22x1.5	---

Port-seal crush washer and O-ring included

7400 30J (R) 7011

WARNING: This product can expose you to chemicals, including Cobalt, which are known to the State of California to cause cancer. For more information, visit www.P65Warnings.ca.gov



STEEL METRIC ADAPTERS

HYDRAULIC ADAPTERS

MALE ELBOW



PART #	JIC THREAD SIZE 1	METRIC THREAD 2	LIST PRICE
7205NWO410	7/16-20	10x1.0	---
7205NWO412	7/16-20	12x1.5	---
7205NWO414	7/16-20	14x1.5	---
7205NWO512	1/2-20	12x1.5	---
7205NWO614	9/16-18	14x1.5	---
7205NWO616	9/16-18	16x1.5	---
7205NWO816	3/4-16	16x1.5	---
7205NWO818	3/4-16	18x1.5	---
7205NWO822	3/4-16	22x1.5	---
7205NWO1018	7/8-14	18x1.5	---

Port-seal crush washer and O-ring included

7801 315 (R)



PART #	JIC THREAD SIZE 1	METRIC THREAD 2	LIST PRICE
7025410	7/16-20	10x1.0	---
7025412	7/16-20	12x1.5	---
7025512	1/2-20	12x1.5	---
7025614	9/16-18	14x1.5	---
7025616	9/16-18	16x1.5	---
7025816	3/4-16	16x1.5	---
70251022	7/8-14	22x1.5	---
70251227	1-1/16-12	27x2.0	---
70251633	1-5/16-12	33x2.0	---

7402 30JS (R)

HEX HEAD PLUG METRIC PARALLEL



PART #	METRIC THREAD	LIST PRICE
8555P10	10x1.0	---
8555P12	12x1.5	---
8555P14	14x1.5	---
8555P16	16x1.5	---
8555P18	18x1.5	---
8555P20	20x1.5	---
8555P22	22x1.5	---
8555P26	26x1.5	---
8555P30	30x1.5	---

7408

HOLLOW HEX HEAD PLUG



PART #	METRIC THREAD	LIST PRICE
8555H10	10x1.0	---
8555H12	12x1.5	---
8555H14	14x1.5	---
8555H16	16x1.5	---
8555H18	18x1.5	---
8555H20	20x1.5	---
8555H22	22x1.5	---
8555H26	26x1.5	---
8555H30	30x1.5	---

7408 HHP

FEMALE ADAPTER



PART #	FEMALE PIPE THREAD 1	METRIC THREAD 2	LIST PRICE
7045210	1/8	10x1.0	---
7045412	1/4	12x1.5	---
7045414	1/4	14x1.5	---
7045612	3/8	12x1.5	---
7045616	3/8	16x1.5	---
7045618	3/8	18x1.5	---
7045816	1/2	16x1.5	---
7045818	1/2	18x1.5	---
7045822	1/2	22x1.5	---
70451227	3/4	27x2.0	---
70451633	1	33x2.0	---

MMFP (R)

WARNING: This product can expose you to chemicals, including Cobalt, which are known to the State of California to cause cancer. For more information, visit www.P65Warnings.ca.gov

ISO A AND B INTERCHANGE

HYDRAULIC ADAPTERS



- Brass Body
- Steel Wing Nut
- Buna-Seal (-40° to +250°F)

Aeroquip 5100
Parker 6100
Snaptite B78



- Bonded Face Seal
- External ORing Alleviates Full Connection

PART #	BODY SIZE	FEMALE NPT	MAX PSI	LIST PRICE	PART #	BODY SIZE	FEMALE NPT	MAX PSI	LIST PRICE
61150	3/4	1/2	3000	---	61050	3/4	1/2	3000	---
61152	3/4	3/4	3000	---	61052	3/4	3/4	3000	---
61153	1	1	3000	---	61053	1	1	3000	---
61154	1-1/4	1-1/4	2750	---	61054	1-1/4	1-1/4	2750	---

FEATURES - ISO A and ISO B

- Poppet valves to prevent uncoupled leakage
- Critical parts are induction hardened for durability
- Dependable ball-locking mechanism holds the mating halves together
- Socket and plug are precision machined from solid barstock
- Standard nitrile seals temp range -40°F to +250°F



ISO-A FEMALE PIPE COUPLER

PART #	BODY SIZE	NPT	LIST PRICE
ANV14F	1/4"	1/4"	---
ANV38F	3/8"	3/8"	---
ANV12F	1/2"	1/2"	---
ANV34F	3/4"	3/4"	---
ANV1F	1"	1"	---

Body Size	ISO 7241-1 ISO-A Interchange (Connected)			
	Steel Coupler/ Plug			
	Maximum Working		Burst	
	PSI	Bar	PSI	Bar
1/4"	5,000	345	18,270	1,200
3/8"	4,000	275	18,270	1,200
1/2"	4,000	275	16,500	1,100
3/4"	4,000	275	14,800	1,000
1"	4,000	275	12,400	850

ISO-A FEMALE PIPE PLUG

PART #	BODY SIZE	NPT	LIST PRICE
ANV14M	1/4"	1/4"	---
ANV38M	3/8"	3/8"	---
ANV12M	1/2"	1/2"	---
ANV34M	3/4"	3/4"	---
ANV1M	1"	1"	---

INTERCHANGE DATA:

- Parker 6600, Aeroquip/ Eaton FD56, Dixon 'K' Series.
- Hansen HA 15000, Safeway S56



Body Size	ISO 7241-1 Series B ISO-B Interchange (Connected)							
	Steel Coupler/ Plug				Brass Coupler/ Plug			
	Max. Working		Burst		Max. Working		Burst	
	PSI	Bar	PSI	Bar	PSI	Bar	PSI	Bar
1/4"	5,000	345	22,500	1,550	3,000	200	15,000	1,000
3/8"	4,000	275	16,500	1,150	2,500	175	12,000	800
1/2"	4,000	275	16,000	1,100	2,500	175	11,500	750
3/4"	4,000	275	16,500	1,150	2,000	150	12,000	800
1"	4,000	275	16,000	1,100	1,500	100	8,500	800

INTERCHANGE DATA:

- Parker 60 Series, Snap-tite 72 series, Dixon 'H' series
- Hansen HK - series, Aeroquip/ Eaton FDH5

ISO-B FEMALE PIPE COUPLER

PART #	BODY SIZE	NPT	LIST PRICE
HNV14F	1/4"	1/4"	---
HNV14FB	1/4"	1/4"	---
HNV38F	3/8"	3/8"	---
HNV38FB	3/8"	3/8"	---
HNV12F	1/2"	1/2"	---
HNV12FB	1/2"	1/2"	---
HNV34F	3/4"	3/4"	---
HNV34FB	3/4"	3/4"	---



B=BRASS



BRASS - HNV SERIES PLUG



BRASS - HNV SERIES COUPLER

ISO-B FEMALE PIPE PLUG

PART #	BODY SIZE	NPT	LIST PRICE
HNV14M	1/4"	1/4"	---
HNV14MB	1/4"	1/4"	---
HNV38M	3/8"	3/8"	---
HNV38MB	3/8"	3/8"	---
HNV12M	1/2"	1/2"	---
HNV12MB	1/2"	1/2"	---
HNV34M	3/4"	3/4"	---
HNV34MB	3/4"	3/4"	---



WARNING: This product can expose you to chemicals, including lead, which are known to the State of California to cause cancer and birth defects or other reproductive harm. For more information, visit www.P65Warnings.ca.gov

FLUSH FACE ISO

HYDRAULIC ADAPTERS

FEATURES

- Steel construction, zinc nickel plated finish. Hardened Nipples and sleeves and solid barstock construction for maximum resistance to damage from hydraulic and mechanical shock.
- This Anti-Blowout Nitrile/ PTFE bonded seal is designed to prevent blow out or damage during severe service conditions.
- Durable ball-locking mechanism assures reliable connection everytime.
- Temp Range -65° to +250°

ISO 16028

Body Size	FLUSH FACE			
	Steel Coupler/ Plug Coupled			
	Maximum Working		Burst	
	PSI	Bar	PSI	Bar
1/4"	5,000	345	18,270	1,200
3/8"	4,000	275	18,270	1,200
1/2"	4,000	275	16,500	1,100
5/8"	4,000	275	14,800	1,000
3/4"	4,000	275	12,400	850
1"	3,000	200	12,600	850

FF Series
HTMC
74C



FEMALE PIPE COUPLER

PART #	BODY SIZE	NPT	LIST PRICE
FF14F	1/4"	1/4"	---
FF38F	3/8"	3/8"	---
FF12F	1/2"	1/2"	---
FF3812F	3/8"	1/2"	---
FF1234F	1/2"	3/4"	---
FF3416F	3/4"	1"	---
FF34F	3/4"	3/4"	---
FF-1-F	1"	1"	---

FF Series
HTMN
74N



FEMALE PIPE PLUG

PART #	BODY SIZE	NPT	LIST PRICE
FF14M	1/4"	1/4"	---
FF38M	3/8"	3/8"	---
FF12M	1/2"	1/2"	---
FF3812M	3/8"	1/2"	---
FF1234M	1/2"	3/4"	---
FF3416M	3/4"	1"	---
FF34M	3/4"	3/4"	---
FF1M	1"	1"	---

FLAT FACE THREAD LOCK - VEP QUICK COUPLING

SPECIFICATIONS

BODY SIZE (IN)	1/2(12)	3/4(34)	1(1)	1-1/2(24)
Rated Pressure (PSI)	7000	7000	6000	5000
Rated Flow (GPM)	12	50	88	152
Temperature Range	-20°C +120°C			

Standard seal material is **NBR**

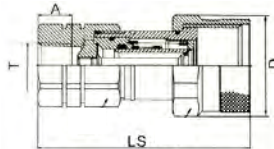
Test Fluid-Oil = 200 SUS

APPLICATIONS

- Widely used in public equipment
- Portable construction equipment.
- Hydraulic tools
- Vehicles

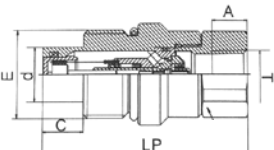
FEATURES

- New valve design provides better resistance from high flow and the pressure of impulse, thus providing advanced performance.
- Special nipple design for connecting under pressure, allows connection and disconnection with high residual pressures.
- The LSQ-VEP series employs a threaded sleeve locking mechanism, mates with matching male threads on the coupler.
- New plating treatment provides advanced anti-rust performance.
- LSQ-VEP series couplings employ flush valving when connecting or disconnecting, therefore only a small amount of fluid can be lost during disconnecting or air inclusion during reconnection.
- The Anti-Blowout bonded seal is designed to prevent blow-out or damage during severe service conditions.
- Machined form solid steel barstock for durability. Compatible with most other VEP series.
- **O-Ring SAE Boss Thread available with import lead time (same list price)**



FEMALE COUPLER

PART #	LS	D	A	NPT	LIST PRICE
LSQVEP12SF	4.09	1.13	0.67	1/2	---
LSQVEP34SF	4.49	2.13	0.79	3/4	---
LSQVEP1SF	5.28	2.33	0.83	1	---
LSQVEP20SF	5.71	2.72	0.83	1-1/4	---



FEMALE PLUG

PART #	LS	D	A	NPT	LIST PRICE
LSQVEP12PF	4.09	1.13	0.67	1/2	---
LSQVEP34PF	4.49	2.13	0.79	3/4	---
LSQVEP1PF	5.28	2.33	0.83	1	---
LSQVEP20PF	5.71	2.72	0.83	1-1/4	---

WARNING: This product can expose you to chemicals, including Cobalt, which are known to the State of California to cause cancer. For more information, visit www.P65Warnings.ca.gov

QUICK DISCONNECT - HYDRAULIC JACK

HYDRAULIC ADAPTERS

AG - Series Agricultural Interchange (Connected)

Nominal Size	Steel Coupler/ Plug			
	Maximum Working		Burst	
	PSI	Bar	PSI	Bar
1/4"	4,000	275	21,000	1,500
3/8"	4,000	275	23,100	1,600
1/2"	4,000	275	16,500	1,100
3/4"	3,000	200	10,300	700
1"	3,000	200	13,000	900

Snap-Tite 60 Series



FEMALE PIPE COUPLER

Part #	Body Size	NPT	List Price
NV14F	1/4"	1/4"	---
NV38F	3/8"	3/8"	---
NV12F	1/2"	1/2"	---
NV34F	3/4"	3/4"	---
NV1F	1"	1"	---

FEMALE PIPE PLUG

Part #	Body Size	NPT	List Price
NV14M	1/4"	1/4"	---
NV38M	3/8"	3/8"	---
NV12M	1/2"	1/2"	---
NV34M	3/4"	3/4"	---
NV1M	1"	1"	---

FEATURES

- Heavy duty heat treated poppet: valves are standard with rugged, specially-designed seals made of nitrite for leak-free performance in the toughest application.
- High-strength steel valve guides designed for high flow rates and made extra tough for agricultural service.
- Dependable hardened chrome alloy steel locking balls. Heat treated plugs and sleeves.
- Standard seals temp range -40°F to +250°F

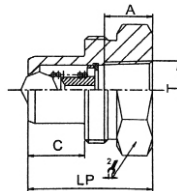
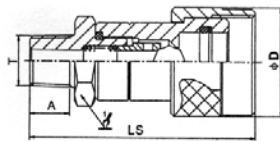
THREAD LOCK HYDRAULIC JACK COUPLING

SPECIFICATIONS

Body Size	1/4(14)	3/8(38)
Rated Pressure	10,000	
Rated Flow (GPM)	3	6
Temperature Range	-20°C +120°C	
Standard seal material is NBR		

APPLICATIONS

- Thread lock couplings with their threaded union locking system and precision ball-type check valves are designed for extreme high pressure applications such as portable hydraulic jacks.
- **Ball Type.**



MALE COUPLER

PART #	LS	D	HEX	A	NPT	LIST PRICE
KZEB14SM	2.40	1.14	0.87	0.55	1/4	---

FEMALE COUPLER

PART #	LS	D	HEX	A	NPT	LIST
KZEB14PF	1.30	0.44	0.75	0.51	1/4	---
KZEB38PF	1.38	0.63	1.26	0.55	3/8	---

WARNING: This product can expose you to chemicals, including Cobalt, which are known to the State of California to cause cancer. For more information, visit www.P65Warnings.ca.gov



HYDRAULIC FLOW CONTROL/ NEEDLE VALVES

HYDRAULIC ADAPTERS

MM-FC SERIES FLOW CONTROL VALVES

FEATURES:

- Micrometer adjustment knob for accurate valve setting.
- Rugged construction.

TECHNICAL DATA:

• Materials

Body: Carbon steel w/ black oxide plating
 Handle: Zinc Alloy
 Set Screw: Steel
 Packing: Buna O-Ring/ PTFE stem packing

Maximum Pressure: 5000PSI
 Temperature Ratings: -4°F to 176°F (-20°C to 80°C)
 Flow Rate: 0-42 GPM



Part#	B	D1	D2	D3	H1	H2	H3	L1	L2	WEIGHT (lbs)	List Price
MMFC4NPT	1.10	0.76	1.18	1/4 NPT	0.55	2.41	2.67	1.54	2.52	0.90	---
MMFC6NPT	1.10	0.76	1.18	3/8 NPT	0.55	2.41	2.67	1.69	2.75	0.90	---
MMFC8NPT	1.50	0.95	1.46	1/2 NPT	0.75	3.07	3.41	2.05	3.27	2.00	---
MMFC12NPT	1.50	0.95	1.46	3/4 NPT	0.75	3.08	3.41	2.19	3.50	2.00	---
MMFC16NPT	1.89	1.38	1.89	1 NPT	0.94	4.03	4.50	2.79	4.60	4.20	---
MMFC20NPT	2.38	1.96	2.28	1-1/4 NPT	1.18	5.25	5.88	3.39	6.07	9.55	---

MM-NV SERIES NEEDLE VALVES

FEATURES:


- Micrometer adjustment knob for accurate valve setting.
- Rugged construction.

TECHNICAL DATA:

• Materials

Body: Carbon steel w/ black oxide plating
 Handle: Zinc Alloy
 Set Screw: Steel
 Packing: Buna O-Ring/ PTFE stem packing

Maximum Pressure: 5000PSI
 Temperature Ratings: -4°F to 176°F (-20°C to 80°C)
 Flow Rate: 0-42 GPM



Part#	B	D1	D2	D3	H1	H2	H3	L1	L2	WEIGHT (lbs)	List Price
MMNV4NPT	1.10	0.76	1.18	1/4 NPT	0.55	2.41	2.67	1.07	2.13	0.90	---
MMNV6NPT	1.10	0.76	1.18	3/8 NPT	0.55	2.41	2.67	1.07	2.13	0.90	---
MMNV8NPT	1.50	0.95	1.46	1/2 NPT	0.75	3.07	3.41	1.34	2.38	2.00	---
MMNV12NPT	1.50	0.95	1.46	3/4 NPT	0.75	3.08	3.41	1.54	3.09	2.00	---
MMNV16NPT	1.89	1.38	1.89	1 NPT	0.94	4.03	4.50	1.81	3.62	4.20	---

WARNING: This product can expose you to chemicals, including cobalt, which are known to the State of California to cause cancer and birth defects or other reproductive harm. For more information, visit www.P65Warnings.ca.gov

HYDRAULIC FLOW CONTROL/ BREATHERS

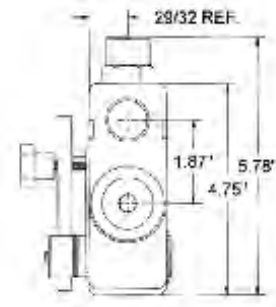
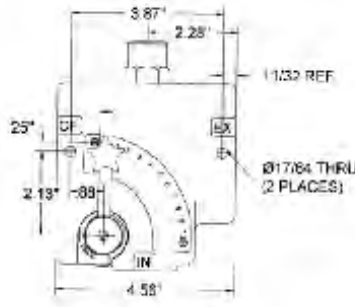
HYDRAULIC ADAPTERS

PRESSURE COMPENSATING VARIABLE FLOW CONTROL

FEATURES:

MFC-51 model is a full range pressure compensating variable flow control. It is designed so that the orifice area varies as the lever is rotated. The outlet flow is smooth and constant regardless of the pressure on the control flow or excess flow ports. An adjustable ball spring relief allows for pressure compensated flow up to the pressure setting on the relief. Relief valves are preset at 1500 PSI and field adjustable from 750 to 3000 PSI.

- Materials: Cast Iron Body, Heat Treated Compensator Spool, Stainless Steel Rotary Spool, Buna N "O" Rings (Standard)
- **ALL ARE STANDARD FLOW CONTROL**
- **ALL HAVE ADJUSTABLE BALL SPRING RELIEF**
- **SAE PORT AVAILABLE. MINIMUM ORDER REQUIRED**



Part#	Size	Flow	List Price
MFC38N	3/8" - NPT	0-8 gpm	---
MFC12N	1/2" - NPT	0-16 gpm	---
MFC34N	3/4" - NPT	0-30 gpm	---

SCREW-ON TYPE AIR BREATHERS



- **Chrome Plated Steel**
- **1/4 To 1 Inch NPT**
- **40 Micron Breather**

PART NUMBER	FLOW CFM	NPT	LIST PRICE
MB4004	10	1/4	---
MB4006	10	3/8	---
MB4008	10	1/2	---
MB4012	25	3/4	---
MB4016	25	1	---

WARNING: This product can expose you to chemicals, including Chromium, which are known to the State of California to cause cancer and birth defects or other reproductive harm. For more information, visit www.P65Warnings.ca.gov

FLANGE ADAPTERS

HYDRAULIC ADAPTERS

STEEL FLANGE ADAPTERS

CONFORMANCE

- SAE J518

MATERIALS

- Steel per SAE J518 with either black phosphate finish or plated zinc finish or iridite dip. Stainless Steel available upon request.

WORKING PRESSURES

The following table lists the recommended working pressures for steel Four-bolt Solid and Split Flange Fittings and Hose Ends manufactured in accordance with SAE standards J518 and J517. SAE recommends sufficient testing to be conducted to assure that performance levels will be safe and satisfactory, especially if installed in systems operating at elevated pressures or in severe conditions. When using Flanged Fittings that have a threaded connection on one end, use the lower pressure rating of the two.

Caution: Although many Four-bolt Flanged Fittings have sufficient structural integrity to support the weight of many components, we recommend consulting with our technical support department for guidance in selection of parts for this purpose.

SAE J518 FOUR-BOLT CODE 61 FLANGE PRESSURE RATINGS

Dash Size	Flange Head OD Inches	4 TO 1 Minimum Burst PSI
-8	1-3/16 - 1.188	5000
-12	1-1/2 - 1.500	5000
-16	1-3/4 - 1.750	5000
-20	2 - 2.000	4000
-24	2-3/8 - 2.375	3000
-32	2-13/16 - 2.812	3000
-40	3-5/16 - 3.312	2500
-48	4 - 4.000	2000
-56	4-1/2 - 4.500	500
-64	5 - 5.000	500
-80	6 - 6.000	500

SAE J518 FOUR-BOLT CODE 62 FLANGE PRESSURE RATINGS

Dash Size	Flange Head OD Inches	4 TO 1 Minimum Burst PSI
-8	1-1/4 - 1.250	6000
-12	1-5/8 - 1.625	6000
-16	1-7/8 - 1.875	6000
-20	2-1/8 - 2.125	6000
-24	2-1/2 - 2.500	6000
-32	3-1/8 - 3.125	6000

STEEL FLANGE ADAPTERS ASSEMBLY INSTRUCTIONS

RECOMMENDED SOLID FOUR-BOLT

- Step 1.** Inspect port area to be smooth and free of nicks, burrs, scratches, or contaminants.
- Step 2.** Lubricate the o-ring and place in flange head groove.
- Step 3.** Lubricate screw threads, slip lock washers onto screws, and insert screws into flange
- Step 4.** Position flange on port and finger tighten all screws.
- Step 5.** Torque the screws in a figure eight sequence, incrementally until the appropriate torque value in the following table is achieved.

J518 CODE 61 AND CODE 62 FLANGE MINIMUM TORQUE VALUES

Dash Size	Port Size	Code 61 Foot/Lbs.	Code 62 Foot/Lbs.
-8	1/2"	15-19	15-19
-12	3/4"	20-29	25-33
-16	1"	27-35	41-50
-20	1-1/4"	35-46	62-75
-24	1-1/2"	46-58	116-133
-32	2"	53-67	200-217
-40	2-1/2"	79	NA
-48	3"	137	NA
-56	3-1/2"	116	NA
-64	4"	116	NA
-80	5"	116	NA

RECOMMENDED SPLIT FOUR-BOLT

- Step 1.** Follow steps 1 through 3 above, then proceed to the following steps.
- Step 2.** Position both flanges on port and turn one screw in each flange about three turns.
- Step 3.** Rotate each flange away from the port for sufficient clearance to position hose or fitting flange head on port.
- Step 4.** Close each flange until it properly captures flange head. Insert remaining screws and finger tighten.
- Step 5.** Torque the screws in a figure eight sequence incrementally until the appropriate torque value in the preceding table is achieved.

WHY WET TORQUE?

Due to the difference in plating types and thickness, materials, and thread quality of different components, the coefficient of friction varies greatly on any given assembly. Lubrication not only produces a more consistent coefficient of friction, it increases clamping force on sealing area with less torque on the threads. Overtightening causes threads to yield, deform and lose their ability to maintain an adequate load or clamping force on the seating area. Extended operation and severe conditions cause further yielding which results in leaks. Overtightening is the single greatest cause for leaks in metal to metal seat hydraulic connections. It is our firm position, that to not wet torque, is to compromise consistency and quality for convenience.

FLANGE ADAPTERS

HYDRAULIC ADAPTERS

JIC FLANGE ADAPTER

CODE 61

6840
503



3000 PSI

PART #	JIC THREAD SIZE 1	FLANGE SIZE 2	LIST PRICE
170088	3/4-16	1/2	---
1700812	3/4-16	3/4	---
17001212	1-1/16-12	3/4	---
17001216	1-1/16-12	1	---
17001616	1-5/16-12	1	---
17001620	1-5/16-12	1-1/4	---
17001624	1-5/16-12	1-1/2	---
17002016	1-5/8-12	1	---
17002020	1-5/8-12	1-1/4	---
17002032	1-5/8-12	2	---
17002424	1-7/8-12	1-1/2	---
17003232	2-1/2-12	2	---
17002024	1-5/8-12	1-1/2	---
17002420	1-7/8-12	1-1/4	---
17001612	1-5/16-12	3/4	---
17002432	1-7/8-12	2	---

6840 503

JIC FLANGE 450 ADAPTER

CODE 61

6845
505



3000 PSI

Part #	JIC Thread Size 1	Flange Size 2	LIST PRICE
170388	3/4-16	1/2	---
1703812	3/4-16	3/4	---
17031212	1-1/16-12	3/4	---
17031216	1-1/16-12	1	---
17031616	1-5/16-12	1	---
17031620	1-5/16-12	1-1/4	---
17032016	1-5/8-12	1	---
17032020	1-5/8-12	1-1/4	---
17032024	1-5/8-12	1-1/2	---
17033232	2-1/2-12	2	---
17032420	1-7/8-12	1-1/4	---
17032424	1-7/8-12	1-1/2	---
17032432	1-7/8-12	2	---
17031612	1-5/16-12	3/4	---

6845 505

JIC FLANGE 90° ADAPTER

CODE 61



3000 PSI

Part #	JIC Thread Size 1	Flange Size 2	List Price
170488	3/4-16	1/2	---
1704812	3/4-16	3/4	---
17041016	7/8-14	1	---
17041212	1-1/16-12	3/4	---
17041216	1-1/16-12	1	---
17041220	1-1/16-12	1-1/4	---
17041612	1-5/16-12	3/4	---
17041616	1-5/16-12	1	---
17041620	1-5/16-12	1-1/4	---
17041624	1-5/16-12	1-1/2	---
17042016	1-5/8-12	1	---
17042020	1-5/8-12	1-1/4	---
17042024	1-5/8-12	1-1/2	---
17042420	1-7/8-12	1-1/4	---
17042432	1-7/8-12	2	---
17043232	2-1/2-12	2	---
17042032	1-5/8-12	2	---
17042424	1-7/8-12	1-1/2	---

6890 504

JIC FLANGE ADAPTER

CODE 62



6000 PSI

Part #	JIC Thread Size 1	Flange Size 2	LIST PRICE
180088	3/4-16	1/2	---
18001212	1-1/16-12	3/4	---
18001216	1-1/16-12	1	---
18001616	1-5/16-12	1	---
18001620	1-5/16-12	1-1/4	---
18002016	1-5/8-12	1	---
18002020	1-5/8-12	1-1/4	---
18002024	1-5/8-12	1-1/2	---
18002424	1-7/8-12	1-1/2	---
18003232	2-1/2-12	2	---
18001612	1-5/16-12	3/4	---
18001624	1-5/16-12	1-1/2	---
18002420	1-7/8-12	1-1/4	---

6842

FLANGE ADAPTERS

HYDRAULIC ADAPTERS

JIC FLANGE 45° ADAPTER CODE 62



6000 PSI

PART #	JIC THREAD SIZE 1	FLANGE SIZE 2	LIST PRICE
18031212	1-1/16-12	3/4	---
18031216	1-1/16-12	1	---
18031616	1-5/16-12	1	---
18031620	1-5/16-12	1-1/4	---
18032016	1-5/8-12	1	---
18032020	1-5/8-12	1-1/4	---
18032024	1-5/8-12	1-1/2	---
18032424	1-7/8-12	1-1/2	---
18033232	2-1/2-12	2	---
18031612	1-5/16-12	3/4	---
18031624	1-5/16-12	1-1/2	---
18032420	1-7/8-12	1-1/4	---

6847 508

JIC FLANGE 90° ADAPTER - CODE 62



6000 PSI

PART #	JIC THREAD SIZE 1	FLANGE SIZE 2	LIST PRICE
18041212	1-1/16-12	3/4	---
18041216	1-1/16-12	1	---
18041616	1-5/16-12	1	---
18041620	1-5/16-12	1-1/4	---
18042016	1-5/8-12	1	---
18042020	1-5/8-12	1-1/4	---
18042024	1-5/8-12	1-1/2	---
18042424	1-7/8-12	1-1/2	---
18043232	2-1/2-12	2	---
18041612	1-5/16-12	3/4	---
18041624	1-5/16-12	1-1/2	---
18042420	1-7/8-12	1-1/4	---

6842

SPLIT FLANGE PLUG - CODE 61



3000 PSI

PART #	FLANGE SIZE	LIST PRICE
196112	3/4	---
196116	1	---
196120	1-1/4	---
196124	1-1/2	---
196132	2	---

6861P

SPLIT FLANGE PLUG CODE 62



6862P

6000 PSI

PART #	FLANGE SIZE	LIST PRICE
196212	3/4	---
196216	1	---
196220	1-1/4	---
196224	1-1/2	---
196232	2	---

6862P

SPLIT FLANGE KIT CODE 61

SFK



3000 PSI

PART #	FLANGE SIZE	FLANGE HEAD DIA.	LIST PRICE
190112	3/4	1.50	---
190116	1	1.75	---
190120	1-1/4	2.00	---
190124	1-1/2	2.38	---
190132	2	2.81	---

SPLIT FLANGE KIT CODE 62

SFXK



6000 PSI

PART #	FLANGE SIZE	FLANGE HEAD DIAMETER	LIST PRICE
190212	3/4	1.63	---
190216	1	1.88	---
190220	1-1/4	2.12	---
190224	1-1/2	2.50	---
190232	2	3.12	---

FLANGE ADAPTERS

HYDRAULIC ADAPTERS

**SPLIT FLANGE HALF
CODE 61** SF



3000 PSI

PART #	FLANGE SIZE	FLANGE HEAD DIAMETER	LIST PRICE
206112	3/4	1.50	---
206116	1	1.75	---
206120	1-1/4	2.00	---
206124	1-1/2	2.38	---
206132	2	2.81	---

**SPLIT FLANGE HALF
CODE 62** SFX



6000 PSI

PART #	FLANGE SIZE	FLANGE HEAD DIAMETER	LIST PRICE
206212	3/4	1.63	---
206216	1	1.88	---
206220	1-1/4	2.12	---
206224	1-1/2	2.50	---
206232	2	3.12	---

**PIPE THREAD FLANGE PAD
CODE 61** W43



3000 PSI

PART #	PIPE SIZE	LIST PRICE
226188	1/2	---
2261212	3/4	---
22611616	1	---
22612020	1-1/4	---
22612424	1-1/2	---
22613232	2	---

**PIPE THREAD FLANGE PAD
CODE 62** W44



6000 PSI

PART #	PIPE SIZE	LIST PRICE
22621212	3/4	---
22621616	1	---
22622020	1-1/4	---
22622424	1-1/2	---
22623232	2	---

**O-RING FLANGE PAD
CODE 61** W46



3000 PSI

PART #	O-RING THREAD SIZE	PAD SIZE	LIST PRICE
23611212	1-1/16-12	3/4	---
23611616	1-5/16-12	1	---
23612020	1-5/8-12	1-1/4	---
23612424	1-7/8-12	1-1/2	---

**O-RING FLANGE PAD
CODE 62** W48



6000 PSI

PART #	O-RING THREAD SIZE	PAD SIZE	LIST PRICE
23621212	1-1/16-12	3/4	---
23621616	1-5/16-12	1	---
23622020	1-5/8-12	1-1/4	---
23622424	1-7/8-12	1-1/2	---

STAINLESS STEEL ADAPTERS

316 STAINLESS STEEL ADAPTERS

STAINLESS STEEL ADAPTERS

PIPE SWIVELS



JIC FITTINGS



BULKHEAD FITTINGS



PIPE FITTINGS



SAE O-RING BOSS



JIC FEMALE SWIVELS



HOSE CRIMP FITTINGS



ALL MALE THREADS SHIPPED WITH PROTECTIVE COVER



STAINLESS ADAPTERS

TECHNICAL INFORMATION

316 STAINLESS STEEL ADAPTERS

PRESSURE RATINGS

The hydraulic tube fittings represented by Stainless Adapters Inc. conform to the performance requirements specified in SAE J514, SAE J518, SAE J1453, SAE J1926/ISO 11926 and related standards.

The working pressure ratings listed below are based on a 4:1 design factor for minimum burst. As specified in SAE J514, these are dynamic pressure ratings and the fittings are capable of passing a cyclic endurance (impulse) test for one million cycles at 133 % of the corresponding working pressure.

The rated working pressure for any fitting is based on the lowest pressure rated fitting end. For example, a fitting may include one -4 (1/4") male 37-degree tube end and one -6 (3/8") male pipe end. From the tables below, the rated working pressure for the -4 male 37-degree tube end is 34.5 MPa (5,000 psi) and the rated working pressure of the -6 (3/8") male pipe end is 21 MPa (3,000 psi). The rated working pressure of the fitting would be 21 MPa (3,000 psi).

For proper performance, the design of any hydraulic system should take into consideration the rated working pressures for each of the components of the system, including standard ratings for hose and tubing components and assemblies. For any application, testing should be performed to assure safe and satisfactory performance.

Pressure Ratings for Fittings With NPTF Pipe Threads and Adapter Unions							
Nominal Pipe Size		Thread Size		Working Pressures			
Nom SAE Dash Size	Nom Inch Pipe O.D.	Dryseal Pipe Thread (NPTF ¹) Male and Female	Straight Pipe Thread (NPSM ²) Female Swivels	Fittings With NPTF Pipe Threads		Adapter Unions	
				MPa	psi	MPa	psi
-2	1/8	1/8-27	1/8-27	34.5	5,000	34.5	5,000
-4	1/4	1/4-18	1/4-18	27.5	4,000	34.5	5,000
-6	3/8	3/8-18	3/8-18	21	3,000	27.6	4,000
-8	1/2	1/2-14	1/2-14	21	3,000	24.1	3,500
-12	3/4	3/4-14	3/4-14	17	2,500	15.5	2,250
-16	1	1-11-1/2	1-11-1/2	14	2,000	13.8	2,000
-20	1 1/4	1-1/4-11-1/2	1-1/4-11-1/2	8	1,150	11.2	1,625
-24	1 1/2	1-1/2-11-1/2	1-1/2-11-1/2	7	1,000	8.6	1,250
-32	2	2-11-1/2	2-11-1/2	7	1,000	7.8	1,125

1) Dryseal American Standard Taper Pipe Thread

2) American Standard Straight Pipe Thread for Mechanical Joints

■ Temperature Rating

Material	Identify	Max. Temperature T(°C)
316 Stainless Steel	SS	1000(537)
Brass	B	400(204)
Carbon Steel	C	375(190)

Pressure Ratings

37° Flare SAE J514

Allowable Working Pressure Ratings (Capable of 4 to 1 Min. Burst)

Nom.SAE Dash Size	Nom.Tube O.D Inches	37° Flare Straight Thread	Nom.Pipe Size	SAE St. Threads Union and Bulkhead (psi)	Fittings with Pipe Threads (psi)
2	1/8	5/16" - 24	1/8"	5000	5000
3	3/16	3/8" - 24	1/8"	5000	5000
4	1/4	7/16" - 20	1/8"	5000	5000
5	5/16	1/2" - 20	1/8"	5000	5000
6	3/8	9/16" - 18	1/4"	5000	5000
8	1/2	3/4" - 16	3/8"	4500	4000
10	5/8	7/8" - 14	1/2"	3500	3000
12	3/4	1 1/16" - 12	3/4"	3500	3000
14	7/8	1 3/16" - 12	3/4"	3000	2500
16	1	1 5/16" - 12	1"	3000	2000
20	1 1/4	1 5/8" - 12	1 1/4"	2500	1150
24	1 1/2	1 7/8" - 12	1 1/2"	2000	1000
32	2	2 1/2" - 12	2"	1500	1000

JIC threads conform to SAE J514 specifications

NPT

Size Designator	NPT Size	316 Stainless Steel			
		Male		Female	
		psig	bar	psig	bar
1	1/16	11000	757	6700	461
2	1/8	10000	689	6500	447
4	1/4	8000	551	6600	454
6	3/8	7800	537	5300	365
8	1/2	7700	530	4900	337
12	3/4	7300	502	4600	316
16	1	5300	365	4400	303
20	1 1/4	6000	413	5000	344
24	1 1/2	5000	344	4600	316
32	2	3900	268	3900	268

NPT threads meet the requirements of ASME/ANSI B.1.20.1

FEMALE PIPE SWIVELS

316 STAINLESS STEEL ADAPTERS

MALE NPT X FEMALE NPSM SWIVEL

PART #	(A) MNPT SIZE	(B) FNPT SIZE	(A) MNPT THREAD	(B) FNPT THREAD	(L)	LIST PRICE
SS1404-04-04	1/4	1/4	1/4-18	1/4-18	1.440	---
SS1404-06-06	3/8	3/8	3/8-18	3/8-18	1.560	---
SS1404-08-08	1/2	1/2	1/2-14	1/2-14	1.940	---
SS1404-12-12	3/4	3/4	3/4-14	3/4-14	2.060	---
SS1404-16-16	1	1	1-11 1/2	1-11 1/2	2.380	---

SSP: PSX-XC / PARKER: 0107-X-X-SS / AEROQUIP: 259-2045-X-X

316 STAINLESS STEEL FEMALE NPT X FEMALE NPSM SWIVEL


PART	(A) FNPT SIZE	(B) FNPT SIZE	(A) FNPT THREAD	(B) FNPT THREAD	(L)	LIST PRICE
SS1405-04-04	1/4	1/4	1/4-18	1/4-18	1.440	---
SS1405-06-06	3/8	3/8	3/8-18	3/8-18	1.560	---
SS1405-08-08	1/2	1/2	1/2-14	1/2-14	1.830	---
SS1405-12-12	3/4	3/4	3/4-14	3/4-14	1.960	---
SS1405-16-16	1	1	1-11 1/2	1-11 1/2	2.300	---

SSP: PSX-XFC / PARKER: 0207-X-X-SS / AEROQUIP: 259-2046-X-X

JIC 37°

316 STAINLESS STEEL ADAPTERS

JIC TUBE SLEEVE



PART	(A) SIZE	(L)	LIST PRICE
SS319-04	1/4	.409	----
SS319-06	3/8	.500	---
SS319-08	1/2	.559	---
SS319-10	5/8	.661	---
SS319-12	3/4	.681	---
SS319-16	1	.779	---

SSP: JXS / PARKER: XTX-SS / AEROQUIP: 259-900605-X

JIC TUBE NUT



PART	(A) FJIC SIZE	(A) THREAD	HEX	(L)	LIST PRICE
SS318-04	1/4	7/16-20	9/16	.622	---
SS318-06	3/8	9/16-18	11/16	.728	---
SS318-08	1/2	3/4-16	7/8	.850	---
SS318-10	5/8	7/8-14	1	.980	---
SS318-12	3/4	1-1/16-12	1-1/4	1.031	---
SS318-16	1	1-5/16-12	1-1/2	1.129	---

SSP: JXN / PARKER: XBTX-SS / AEROQUIP: 259-1290-X

JIC CAP



PART	(A) FJIC SIZE	(A) THREAD	HEX	(L) LENGTH	LIST PRICE
SS304-C-04	1/4	7/16-20	9/16	.594	---
SS304-C-06	3/8	9/16-18	11/16	.625	---
SS304-C-08	1/2	3/4-16	7/8	.748	---
SS304-C-10	5/8	7/8-14	1	.842	---
SS304-C-12	3/4	1-1/16-12	1-1/4	.905	---
SS304-C-16	1	1-5/16-12	1-1/2	1.015	---

SSP: AJXZ / PARKER: X FNTX-SS / AEROQUIP: 259-210292-X

STRAIGHTS JIC FLARE 37°

316 STAINLESS STEEL ADAPTERS

MALE JIC UNION

PART	(A) MJIC SIZE	(B) MJIC SIZE	(A) MJIC THREAD	(B) MJIC THREAD	(L)	LIST PRICE
SS2403-04-04	1/4	1/4	7/16-20	7/16-20	1.370	---
SS2403-06-04	3/8	1/4	9/16-18	7/16-20	1.401	---
SS2403-06-06	3/8	3/8	9/16-18	9/16-18	1.409	---
SS2403-08-04	1/2	1/4	3/4-16	7/16-20	1.511	---
SS2403-08-06	1/2	3/8	3/4-16	9/16-18	1.519	---
SS2403-08-08	1/2	1/2	3/4-16	3/4-16	1.618	---
SS2403-10-08	5/8	1/2	7/8-14	3/4-16	1.779	---
SS2403-10-10	5/8	5/8	7/8-14	7/8-14	1.881	---
SS2403-12-04	3/4	1/4	1-1/16-12	7/16-20	1.850	---
SS2403-12-06	3/4	3/8	1-1/16-12	9/16-18	1.850	---
SS2403-12-08	3/4	1/2	1-1/16-12	3/4-16	1.948	---
SS2403-12-12	3/4	3/4	1-1/16-12	1-1/16-12	2.161	---
SS2403-16-12	1	3/4	1-5/16-12	1-1/16-12	2.318	---
SS2403-16-16	1	1	1-5/16-12	1-5/16-12	2.251	---

SSP: JX-XU / PARKER: HTX-SS / AEROQUIP: 259-2027-X-X

MALE JIC X MALE NPT ADAPTER

PART	(A) MJIC SIZE	(B) MNPT SIZE	(A) MJIC THREAD	(B) MNPT THREAD	(L)	LIST PRICE
SS2404-04-02	1/4	1/8	7/16-20	1/8-27	1.220	---
SS2404-04-04	1/4	1/4	7/16-20	1/4-18	1.421	---
SS2404-04-06	1/4	3/8	7/16-20	3/8-18	1.421	---
SS2404-04-08	1/4	1/2	7/16-20	1/2-14	1.681	---
SS2404-06-04	3/8	1/4	9/16-18	1/4-18	1.429	---
SS2404-06-06	3/8	3/8	9/16-18	3/8-18	1.440	---
SS2404-06-08	3/8	1/2	9/16-18	1/2-14	1.688	---
SS2404-08-04	1/2	1/4	3/4-16	1/4-18	1.519	---
SS2404-08-06	1/2	3/8	3/4-16	3/8-18	1.531	---
SS2404-08-08	1/2	1/2	3/4-16	1/2-14	1.712	---
SS2404-08-12	1/2	3/4	3/4-16	3/4-14	1.850	---
SS2404-08-16	1/2	1	3/4-16	1-11 1/2	2.050	---
SS2404-10-08	5/8	1/2	7/8-14	1/2-14	1.889	---
SS2404-12-08	3/4	1/2	1-1/16-12	1/2-14	2.059	---
SS2404-12-12	3/4	3/4	1-1/16-12	3/4-14	2.059	---
SS2404-12-16	3/4	1	1-1/16-12	1-11 1/2	2.250	---
SS2404-16-08	1	1/2	1-5/16-12	1/2-14	2.100	---
SS2404-16-12	1	3/4	1-5/16-12	3/4-14	2.110	---
SS2404-16-16	1	1	1-5/16-12	1-11 1/2	2.299	---

SWAGELOK: SS-X-AN-1-X / SSP: JXC / PARKER: X FTX-SS / AEROQUIP 259-2021-X-X

STRAIGHTS JIC FLARE 37°

316 STAINLESS STEEL ADAPTERS

MALE JIC X FEMALE NPT ADAPTER



PART	(A) MJIC SIZE	(B) FNPT SIZE	(A) MJIC THREAD	(B) FNPT THREAD	(L)	LIST PRICE
SS2405-04-04	1/4	1/4	7/16-20	1/4-18	1.389	---
SS2405-06-04	3/8	1/4	9/16-18	1/4-18	1.409	---
SS2405-06-06	3/8	3/8	9/16-18	3/8-18	1.470	---
SS2405-08-08	1/2	1/2	3/4-16	1/2-14	1.790	---
SS2405-12-12	3/4	3/4	1-1/16-12	3/4-14	2.059	---
SS2405-16-16	1	1	1-5/16-12	1-11 1/2	2.350	---

SSP: JX-XFC / PARKER: XXGTX-SS / AEROQUIP: 259-2022-X-X

FEMALE JIC X MALE JIC (REDUCER-EXPANDER)



PART	(A) FJIC SIZE	(B) MJIC SIZE	(A) FJIC THREAD	(B) MJIC THREAD	(L)	LIST PRICE
SS2406-06-04	3/8	1/4	9/16-18	7/16-20	1.118	---
SS2406-08-04	1/2	1/4	3/4-16	7/16-20	1.448	---
SS2406-08-06	1/2	3/8	3/4-16	9/16-18	1.311	---
SS2406-10-08	5/8	1/2	7/8-14	3/4-16	1.409	---
SS2406-12-04	3/4	1/4	1-1/16-12	7/16-20	1.500	---
SS2406-12-06	3/4	3/8	1-1/16-12	9/16-18	1.480	---
SS2406-12-08	3/4	1/2	1-1/16-12	3/4-16	1.559	---
SS2406-16-04	1	1/4	1-5/16-12	7/16-20	1.570	---
SS2406-16-06	1	3/8	1-5/16-12	9/16-18	1.578	---
SS2406-16-08	1	1/2	1-5/16-12	3/4-16	1.669	---
SS2406-16-12	1	3/4	1-5/16-12	1-1/16-12	1.877	---

SSP: PSX-XFC / PARKER: 0207-X-X-SS / AEROQUIP: 259-2046-X-X

JIC PLUG



PART	(A) MJIC SIZE	(A) MJIC THREAD	HEX	(L)	LIST PRICE
SS2408-04	1/4	7/16-20	1/2	.799	---
SS2408-06	3/8	9/16-18	5/8	.838	---
SS2408-08	1/2	3/4-16	13/16	.940	---
SS2408-10	5/8	7/8-14	15/16	1.098	---
SS2408-12	3/4	1-1/16-12	1-1/8	1.279	---
SS2408-16	1	1-5/16-12	1-3/8	1.330	---

SSP: JXP / PARKER: XRNTX-SS / AEROQUIP: 259-900599-X

BULKHEAD FITTINGS

316 STAINLESS STEEL ADAPTERS

JIC BULKHEAD NUT

PART	(A) BN SIZE	(A) THREAD	HEX	(L)	LIST PRICE
SS306-04	1/4	7/16-20	11/16	.279	---
SS306-06	3/8	9/16-18	13/16	.271	---
SS306-08	1/2	3/4-16	1	.311	---
SS306-10	5/8	7/8-14	1-1/8	.358	---
SS306-12	3/4	1-1/16-12	1-3/8	.409	---
SS306-16	1	1-5/16-12	1-5/8	.409	---

SSP: XBN / PARKER: XWLN-SS / AEROQUIP: 259-210212-X-X

MALE JIC BULKHEAD UNION

PART	(A) MJIC SIZE	(B) MJIC SIZE	(A) MJIC THREAD	(B) MJIC THREAD	(L)	LIST PRICE
SS2700-04-04	1/4	1/4	7/16-20	7/16-20	2.070	---
SS2700-06-06	3/8	3/8	9/16-18	9/16-18	2.181	---
SS2700-08-08	1/2	1/2	3/4-16	3/4-16	2.440	---
SS2700-12-12	3/4	3/4	1-1/16-12	1-1/16-12	3.090	---
SS2700-16-16	1	1	1-5/16-12	1-5/16-12	3.141	---

SSP: JXBU / PARKER: XWTX-SS / AEROQUIP: 259-2041-X-X

FEMALE NPT X MALE JIC BULKHEAD CONNECTOR

PART	(A) FNPT SIZE	(B) MJIC SIZE	(A) FNPT THREAD	(B) MJIC THREAD	(L)	LIST PRICE
SS2705-04-04	1/4	1/4	1/4-18	7/16-20	2.078	---
SS2705-06-06	3/8	3/8	3/8-18	9/16-18	2.220	---
SS2705-08-08	1/2	1/2	1/2-14	3/4-16	2.610	---
SS2705-12-12	3/4	3/4	3/4-14	1-1/16-12	2.992	---
SS2705-16-16	1	1	1-11 1/2	1-5/16-12	3.228	---

SSP: JX-XBFC / PARKER: X-XWGTX-SS / AEROQUIP: 259-2239-X-X

FEMALE PIPE BULKHEAD UNION

PART	(A) FNPT SIZE	(B) FNPT SIZE	(A) FNPT THREAD	(B) FNPT THREAD	(L)	LIST PRICE
SS2707-04-04	1/4	1/4	1/4-18	1/4-18	1.500	---
SS2707-06-06	3/8	3/8	3/8-18	3/8-18	1.311	---
SS2707-08-08	1/2	1/2	1/2-14	1/2-14	1.500	---

SSP: AXAC

PIPE FITTINGS

316 STAINLESS STEEL ADAPTERS

STAINLESS ADAPTERS

HEX PIPE COUPLING



PART	(A) FNPT SIZE	(B) FNPT SIZE	(A) FNPT THREAD	(B) FNPT THREAD	(L)	LIST PRICE
SS5000-02-02	1/8	1/8	1/8-27	1/8-27	.748	---
SS5000-04-04	1/4	1/4	1/4-18	1/4-18	1.129	---
SS5000-06-04	3/8	1/4	3/8-18	1/4-18	1.129	---
SS5000-06-06	3/8	3/8	3/8-18	3/8-18	1.129	---
SS5000-08-06	1/2	3/8	1/2-14	3/8-18	1.500	---
SS5000-08-08	1/2	1/2	1/2-14	1/2-14	1.500	---
SS5000-12-12	3/4	3/4	3/4-14	3/4-14	1.531	---
SS5000-16-08	1	1/2	1-11 1/2	1/2-14	1.889	---
SS5000-16-12	1	3/4	1-11 1/2	3/4-14	1.889	---
SS5000-16-16	1	1	1-11 1/2	1-11 1/2	1.889	---

SWAGELOK: SS-XHGG-X / SSP: XHC / PARKER: XGG-SS / AEROQUIP: 259-2096-X-X

HEX PIPE NIPPLE



PART	(A) MNPT SIZE	(B) MNPT SIZE	(A) MNPT THREAD	(B) MNPT THREAD	L	LIST PRICE
SS5404-02-02	1/8	1/8	1/8-27	1/8-27	1.059	---
SS5404-04-02	1/4	1/8	1/4-18	1/8-27	1.259	---
SS5404-04-04	1/4	1/4	1/4-18	1/4-18	1.448	---
SS5404-06-04	3/8	1/4	3/8-18	1/4-18	1.448	---
SS5404-06-06	3/8	3/8	3/8-18	3/8-18	1.448	---
SS5404-08-04	1/2	1/4	1/2-14	1/4-18	1.700	---
SS5404-08-06	1/2	3/8	1/2-14	3/8-18	1.700	---
SS5404-08-08	1/2	1/2	1/2-14	1/2-14	1.889	---
SS5404-12-04	3/4	1/4	3/4-14	1/4-18	1.771	---
SS5404-12-06	3/4	3/8	3/4-14	3/8-18	1.771	---
SS5404-12-08	3/4	1/2	3/4-14	1/2-14	1.960	---
SS5404-12-12	3/4	3/4	3/4-14	3/4-14	1.960	---
SS5404-16-08	1	1/2	1-11 1/2	1/2-14	2.090	---
SS5404-16-12	1	3/4	1-11 1/2	3/4-14	2.149	---
SS5404-16-16	1	1	1-11 1/2	1-11 1/2	2.338	---

SWAGELOK: SS-X-HN-X / SSP: XHN / PARKER: X-XFF-SS / AEROQUIP: 259-2083-X-X

PIPE NIPPLE



PART	(A) MNPT SIZE	(A) MNPT THREAD	(L)	LIST PRICE
SSCN-04	1/4	1/4-18	1.120	---
SSCN-06	3/8	3/8-18	1.125	---
SSCN-08	1/2	1/2-14	1.507	---
SSCN-12	3/4	3/4-14	1.500	---
SSCN-16	1	1-11 1/2	1.880	---

SWAGELOK: SS-X-CN / PARKER: X-X MCN-SS / AEROQUIP: 259-2083-X-X

STEEL PIPE FITTINGS

316 STAINLESS STEEL ADAPTERS

MALE NPT X FEMALE NPT EXPANDER



PART	(A) MNPT SIZE	(B) FNPT SIZE	(A) MNPT THREAD	(B) FNPT THREAD	(L)	LIST PRICE
SS5405-02-02	1/8	1/8	1/8-27	1/8-27	1.039	---
SS5405-02-04	1/8	1/4	1/8-27	1/4-18	1.208	---
SS5405-04-04	1/4	1/4	1/4-18	1/4-18	1.389	---
SS5405-04-06	1/4	3/8	1/4-18	3/8-18	1.440	---
SS5405-04-08	1/4	1/2	1/4-18	1/2-14	1.681	---
SS5405-06-06	3/8	3/8	3/8-18	3/8-18	1.440	---
SS5405-06-08	3/8	1/2	3/8-18	1/2-14	1.681	---
SS5405-06-12	3/8	1/2	3/8-18	3/4-14	1.740	---
SS5405-08-08	1/2	1/2	1/2-14	1/2-14	1.870	---
SS5405-08-12	1/2	3/4	1/2-14	3/4-14	1.929	---
SS5405-08-16	1/2	1	1/2-14	1-11 1/2	2.181	---
SS5405-12-12	3/4	3/4	3/4-14	3/4-14	1.929	---
SS5405-12-16	3/4	1	3/4-14	1-11 1/2	2.181	---
SS5405-16-16	1	1	1-11 1/2	1-11 1/2	2.370	---

SWAGELOK: SS-X-RA-X / SSP: XXXRA / PARKER: X-XFG-SS / AEROQUIP: 259-2040-X-X

MALE NPT X FEMALE NPT BUSHING/ REDUCER



PART	(A) MNPT SIZE	(B) FNPT SIZE	(A) MNPT THREAD	(B) FNPT THREAD	(L)	LIST PRICE
SS5406-04-02	1/4	1/8	1/4-18	1/8-27	.850	---
SS5406-06-04	3/8	1/4	3/8-18	1/4-18	.850	---
SS5406-08-04	1/2	1/4	1/2-14	1/4-18	1.098	---
SS5406-08-06	1/2	3/8	1/2-14	3/8-18	1.098	---
SS5406-12-04	3/4	1/4	3/4-14	1/4-18	1.169	---
SS5406-12-06	3/4	3/8	3/4-14	3/8-18	1.169	---
SS5406-12-08	3/4	1/2	3/4-14	1/2-14	1.169	---
SS5406-16-04	1	1/4	1-11 1/2	1/4-18	.940	---
SS5406-16-06	1	3/8	1-11 1/2	3/8-18	.940	---
SS5406-16-08	1	1/2	1-11 1/2	1/2-14	.940	---
SS5406-16-12	1	3/4	1-11 1/2	3/4-14	.940	---
SS5406-20-12	1-1/4	3/4	1-1/4-11 1/2	3/4-14	1.47	---

SWAGELOK: SS-XRB-X / SSP: XXXRA / PARKER: XXXPTR-SS / AEROQUIP: 259-2081-X-X

HEX PIPE PLUG



PART	(A) MNPT SIZE	(A) MNPT THREAD	HEX SIZE	(L)	(L)	LIST PRICE
SS5406-P-04	1/4	1/4-18	9/16	.751	.850	---
SS5406-P-06	3/8	3/8-18	11/16	.779	.850	---
SS5406-P-08	1/2	1/2-14	7/8	1.118	1.098	---
SS5406-P-12	3/4	3/4-14	1-1/8	1.169	1.098	---
SS5406-P-16	1	1-11 1/2	1-3/8	1.397	1.169	---

SWAGELOK: SS-X-P / SSP: XXXRA / PARKER: X-HHP-SS / AEROQUIP: 259-2082-X

HOLLOW HEX PIPE PLUG



PART	(A) MNPT SIZE	(A) MNPT THREAD	HEX SIZE	(L)	(L)	LIST PRICE
SS5406-HHP-04	1/4	1/4-18	1/4	.460	.850	---
SS5406-HHP-06	3/8	3/8-18	5/16	.460	.850	---
SS5406-HHP-08	1/2	1/2-14	3/8	.610	1.098	---
SS5406-HHP-12	3/4	3/4-14	9/16	.618	1.098	---
SS5406-HHP-16	1	1-11 1/2	5/8	.771	1.169	---

SWAGELOK: SS-X-HP / SSP: XCP / PARKER: X-HP-SS / AEROQUIP: 259-2222-X

STEEL PIPE FITTINGS

316 STAINLESS STEEL ADAPTERS

HEX PIPE CAP



PART	(A) FNPT SIZE	(A) FNPT THREAD	HEX	(L)	LIST PRICE
SS5406-C-04	1/4	1/4-18	3/4	.811	---
SS5406-C-06	3/8	3/8-18	7/8	.811	---
SS5406-C-08	1/2	1/2-14	1	1.000	---
SS5406-C-12	3/4	3/4-14	1-5/16	1.129	---
SS5406-C-16	1	1-11 1/2	1-5/8	1.500	---

SWAGELOK: SS-X-C / SSP: XMM / PARKER: XCR-SS / AEROQUIP: 259-2085-X-X

MALE PIPE ELBOW 90°



PART	(A) MNPT SIZE	(B) MNPT SIZE	(A) MNPT THREAD	(B) MNPT THREAD	(L)	LIST PRICE
SS5500-02-02	1/8	1/8	1/8-27	1/8-27	.748	---
SS5500-04-04	1/4	1/4	1/4-18	1/4-18	1.129	---
SS5500-06-06	3/8	3/8	3/8-18	3/8-18	1.129	---
SS5500-08-08	1/2	1/2	1/2-14	1/2-14	1.129	---
SS5500-12-12	3/4	3/4	3/4-14	3/4-14	1.500	----
SS5500-16-16	1	1	1-11 1/2	1-11 1/2	1.500	---

SWAGELOK: SS-X-ME / SSP: XMM / PARKER: XCR-SS / AEROQUIP: 259-2085-X-X

MALE NPT X FEMALE NPT STREET ELBOW 90°



PART	(A) MNPT SIZE	(B) FNPT SIZE	(A) MNPT THREAD	(B) FNPT THREAD	LIST PRICE
SS5502-02-02	1/8	1/8	1/8-27	1/8-27	---
SS5502-04-04	1/4	1/4	1/4-18	1/4-18	---
SS5502-06-06	3/8	3/8	3/8-18	3/8-18	---
SS5502-08-08	1/2	1/2	1/2-14	1/2-14	---
SS5502-12-12	3/4	3/4	3/4-14	3/4-14	---
SS5502-16-16	1	1	1-11 1/2	1-11 1/2	---

SWAGELOK: SS-X-ME / SSP: XMM / PARKER: XCR-SS / AEROQUIP: 259-2085-X-X

STEEL PIPE FITTINGS**316 STAINLESS STEEL ADAPTERS****FEMALE PIPE ELBOW 90°**

PART	(A) FNPT SIZE	(B) FNPT SIZE	(A) FNPT THREAD	(B) FNPT THREAD	LIST PRICE
SS5504-02-02	1/8	1/8	1/8-27	1/8-27	---
SS5504-04-04	1/4	1/4	1/4-18	1/4-18	---
SS5504-06-06	3/8	3/8	3/8-18	3/8-18	---
SS5504-08-08	1/2	1/2	1/2-14	1/2-14	---
SS5504-12-12	3/4	3/4	3/4-14	3/4-14	---
SS5504-16-16	1	1	1-11 1/2	1-11 1/2	---

SWAGELOK: SS-X-E / SSP: XFF / PARKER: XDD-SS / AEROQUIP: 259-2087-X-X

MALE PIPE TEE

PART	(A) MNPT SIZE	(B) MNPT SIZE	(C) MNPT SIZE	(A) MNPT THREAD	(B) MNPT THREAD	(C) MNPT THREAD	LIST PRICE
SS5600-04-04-04	1/4	1/4	1/4	1/4-18	1/4-18	1/4-18	---
SS5600-06-06-06	3/8	3/8	3/8	3/8-18	3/8-18	3/8-18	---
SS5600-08-08-08	1/2	1/2	1/2	1/2-14	1/2-14	1/2-14	---
SS5600-12-12-12	3/4	3/4	3/4	3/4-14	3/4-14	3/4-14	---
SS5600-16-16-16	1	1	1	1-11 1/2	1-11 1/2	1-11 1/2	---

SWAGELOK: SS-X-MT / SSP: XMMM / PARKER: XRRS-SS / AEROQUIP: 259-2257-X-X

FEMALE PIPE TEE

PART	(A) FNPT SIZE	(B) FNPT SIZE	(C) FNPT SIZE	(A) FNPT THREAD	(B) FNPT THREAD	(C) FNPT THREAD	LIST PRICE
SS5605-02-02-02	1/8	1/8	1/8	1/8-27	1/8-27	1/8-27	---
SS5605-04-04-04	1/4	1/4	1/4	1/4-18	1/4-18	1/4-18	---
SS5605-06-06-06	3/8	3/8	3/8	3/8-18	3/8-18	3/8-18	---
SS5605-08-08-08	1/2	1/2	1/2	1/2-14	1/2-14	1/2-14	---
SS5605-12-12-12	3/4	3/4	3/4	3/4-14	3/4-14	3/4-14	---
SS5605-16-16-16	1	1	1	1-11 1/2	1-11 1/2	1-11 1/2	---

SWAGELOK: SS-X-T / SSP: XFF / PARKER: XMMO-SS / AEROQUIP: 259-2090-X-X

SAE O-RING BOSS (ORB)

316 STAINLESS STEEL ADAPTERS

MALE JIC X MALE SAE O-RING BOSS



PART	(A) MJIC SIZE	(B) MORB SIZE	(A) MJIC THREAD	(B) MORB THREAD	(L)	
SS6400-04-04	1/4	1/4	7/16-20	7/16-20	1.228	---
SS6400-04-06	1/4	3/8	7/16-20	9/16-18	1.291	---
SS6400-06-06	3/8	3/8	9/16-18	9/16-18	1.299	---
SS6400-06-08	3/8	1/2	9/16-18	3/4-16	1.377	---
SS6400-06-10	3/8	5/8	9/16-18	7/8-14	1.500	---
SS6400-08-06	1/2	3/8	3/4-16	9/16-18	1.440	---
SS6400-08-08	1/2	1/2	3/4-16	3/4-16	1.488	---
SS6400-08-10	1/2	5/8	3/4-16	7/8-14	1.598	---
SS6400-08-12	1/2	3/4	3/4-16	1-1/16-12	1.759	---
SS6400-12-08	3/4	1/2	1-1/16-12	3/4-16	1.940	---
SS6400-12-12	3/4	3/4	1-1/16-12	1-1/16-12	1.968	---
SS6400-12-16	3/4	1	1-1/16-12	1-5/16-12	1.988	---
SS6400-16-12	1	3/4	1-5/16-12	1-1/16-12	2.039	---
SS6400-16-16	1	1	1-5/16-12	1-5/16-12	2.039	---

SWAGELOK: SS-X-SAE-1-XAN / SSP: JXGC / PARKER: XF50X-SS / AEROQUIP: 259-202702-X-X

MALE SAE O-RING BOSS X FEMALE JIC SWIVEL



PART	(A) MORB SIZE	(B) FJIC SIZE	(A) MORB THREAD	(B) FJIC THREAD	(L)	
SS6402-04-04	1/4	1/4	7/16-20	7/16-20	1.625	---
SS6402-06-06	3/8	3/8	9/16-18	9/16-18	1.842	---
SS6402-08-08	1/2	1/2	3/4-16	3/4-16	2.078	---
SS6402-12-12	3/4	3/4	1-1/16-12	1-1/16-12	2.582	---
SS6402-16-16	1	1	1-5/16-12	1-5/16-12	2.807	---

SSP: JSX6C / PARKER: XF650X-SS / AEROQUIP: 259-2266-X-X

MALE SAE O-RING BOSS X FEMALE NPT



PART	(A) MORB SIZE	(B) FNPT SIZE	(A) MORB THREAD	(B) FNPT SIZE	(L)	LIST PRICE
SS6405-04-04	1/4	1/4	7/16-20	1/4-18	1.161	---
SS6405-06-04	3/8	1/4	9/16-18	1/4-18	1.090	---
SS6405-06-06	3/8	3/8	9/16-18	3/8-18	1.330	---
SS6405-08-08	1/2	1/2	3/4-16	1/2-14	1.468	---
SS6405-12-08	3/4	1/2	1-1/16-12	1/2-14	1.409	---
SS6405-12-12	3/4	3/4	1-1/16-12	3/4-14	1.590	---
SS6405-16-16	1	1	1-5/16-12	1-11 1/2	1.897	---

SWAGELOK: SS-X-SAE-7-X / SSP: XXXGCF / PARKER: XXX-F50G-SS / AEROQUIP: 259-2216-X-X


SAE O-RING BOSS (ORB)

316 STAINLESS STEEL ADAPTERS

MALE SAE O-RING BOSS HEX PLUG

PART	(A) MORB SIZE	(A) MORB THREAD	HEX	(L)	LIST PRICE
SS6408-04	1/4	7/16-20	9/16	.669	---
SS6408-06	3/8	9/16-18	11/16	.728	---
SS6408-08	1/2	3/4-16	7/8	.779	---
SS6408-10	5/8	7/8-14	1"	.929	---
SS6408-12	3/4	1-1/16-12	1-1/4	1.090	---
SS6408-16	1	1-5/16-12	1-1/2	1.118	---

SWAGELOK: SS-X-HPST / SSP: XCGP /
PARKER: XHP50N-SS / AEROQUIP: 259-FF2138-X

MALE SAE O-RING BOSS HOLLOW HEX PLUG

PART	(A) MORB SIZE	(A) MORB THREAD	HEX SIZE	(L)	LIST PRICE
SS6408-HH-02	1/8	5/16-24	1/8	.401	---
SS6408-HH-04	1/4	7/16-20	3/16	.468	---
SS6408-HH-06	3/8	9/16-18	1/4	.500	---
SS6408-HH-08	1/2	3/4-16	5/16	.578	---
SS6408-HH-10	5/8	7/8-14	3/8	.649	---
SS6408-HH-12	3/4	1-1/16-12	9/16	.767	---
SS6408-HH-16	1	1-5/16-12	5/8	.767	---

SWAGELOK: SS-X-PST / SSP: XGP / PARKER: XP50N-SS /
AEROQUIP: 259-900598-X

FEMALE JIC SWIVELS

316 STAINLESS STEEL ADAPTERS

MALE NPT X FEMALE JIC SWIVEL



PART	(A) MNPT SIZE	(B) FJIC SIZE	(A) MNPT THREAD	(B) FJIC THREAD	(L)	LIST PRICE
SS6505-04-04	1/4	1/4	1/4-18	7/16-20	1.807	---
SS6505-06-06	3/8	3/8	3/8-18	9/16-18	1.952	---
SS6505-08-08	1/2	1/2	1/2-14	3/4-16	2.358	---
SS6505-12-12	3/4	3/4	3/4-14	1-1/16-12	2.668	---
SS6505-16-16	1	1	1-11 1/2	1-5/16-12	3.055	---

SWAGELOK: JSX-XC / PARKER: XXXF6X-SS / AEROQUIP: 259-2018-X-X

FEMALE NPT X FEMALE JIC SWIVEL



PART	(A) FNPT SIZE	(B) FJIC SIZE	(A) FNPT THREAD	(B) FJIC THREAD	(L)	LIST PRICE
SS6506-04-04	1/4	1/4	1/4-18	7/16-20	1.862	---
SS6506-06-06	3/8	3/8	3/8-18	9/16-18	2.011	---
SS6506-08-08	1/2	1/2	1/2-14	3/4-16	2.389	---
SS6506-12-12	3/4	3/4	3/4-14	1-1/16-12	2.673	---
SS6506-16-16	1	1	1-11 1/2	1-5/16-12	3.114	---

SWAGELOK: JSX-XFC / PARKER: X-XG6X-SS / AEROQUIP: 259-2242-X-X

CRIMP HOSE FITTINGS

316 STAINLESS STEEL ADAPTERS

STRAIGHT MALE NPT PIPE - RIGID

PART	HOSE DASH SIZE	HOSE I.D. (INCHES)	THREAD DASH SIZE	MNPT THREAD	(L)	LIST PRICE
SS43-04-04MP	-04	1/4	-04	1/4-18	1.862	---
SS43-04-06MP	-04	1/4	-06	3/8-18	2.011	---
SS43-06-04MP	-06	3/8	-04	1/4-18	2.389	---
SS43-06-06MP	-06	3/8	-06	3/8-18	2.673	---
SS43-08-08MP	-08	1/2	-08	1/2-14	3.114	---
SS43-10-08MP	-10	5/8	-08	1/2-14	1.590	---
SS43-12-12MP	-12	3/4	-12	3/4-14	1.897	---
SS43-16-16MP	-16	1	-16	1-11-1/2		---

PARKER: 10143-X-XC

STRAIGHT FEMALE JIC - SWIVEL

PART	HOSE DASH SIZE	HOSE I.D. (INCHES)	THREAD DASH SIZE	FJIC THREAD	(L)	LIST PRICE
SS43-04-04FJ	-04	1/4	-04	7/16-20	1.862	---
SS43-04-06FJ	-04	1/4	-06	9/16-18	2.011	---
SS43-06-04FJ	-06	3/8	-04	7-16-20	2.389	---
SS43-06-06FJ	-06	3/8	-06	9/16-18	2.673	---
SS43-06-08FJ	-06	3/8	-08	3/4-16	3.114	---
SS43-08-08FJ	-08	1/2	-08	3/4-16	1.590	---
SS43-08-10FJ	-08	1/2	-10	7/8-14	1.897	---

PARKER: 10643-X-XC

90 DEGREE FEMALE JIC - SWIVEL

PART	HOSE DASH SIZE	HOSE I.D. (INCHES)	THREAD DASH SIZE	FJIC THREAD	LIST PRICE
SS43-04-04FJ90	-04	1/4	-04	7/16-20	---
SS43-04-06FJ90	-04	1/4	-06	9/16-18	---
SS43-06-06FJ90	-06	3/8	-06	9/16-18	---
SS43-08-08FJ90	-08	1/2	-08	3/4-16	---
SS43-12-12FJ90	-12	3/4	-12	1-1/16-12	---
SS43-16-16FJ90	-16	1	-16	1-5/16-12	---

PARKER: 10143-X-XC

STRAIGHT MALE NPT - API

PART	HOSE DASH SIZE	HOSE I.D. (INCHES)	THREAD DASH SIZE	MNPT THREAD	LIST PRICE
BW-16-16API-C	-16	1	-16	1-11 1/2	----

PRODUCT SPECIFICATIONS - BW SERIES MALE API BOP CRIMP FITTING

PART	O.D. (INCHES)	I.D. (INCHES)	LENGTH (INCHES)	LIST PRICE
BOPF-C	2.360	2.225	5.195	----

PRODUCT SPECIFICATIONS - BW SERIES MALE API BOP CRIMP FERRULE

MIDLAND INDUSTRIES

NUMERICAL INDEX

Part#	Page	Part#	Page	Part#	Page	Part#	Page	Part#	Page	Part#	Page
46-200	164	5406P4	549	6408O16	554	6803NWO12	557	6902NWO64	559	9600MJ6	272
46-201	164	5406P6	549	6408O20	554	6803NWO16	557	6902NWO66	559	9600MJ8	272
46-202	164	5406P8	549	6408O24	554	6804NWO4	556	6902NWO68	559	9600MJ10	272
59-200SMLS	331	5406P12	549	6410O46	555	6804NWO6	556	6902NWO84	559	9600MJ12	272
59-201SMLS	331	5406P16	549	6410O64	555	6804NWO8	556	6902NWO86	559	9610F3	270
59-202SMLS	331	5406P20	549	6410O68	555	6804NWO10	556	6902NWO88	559	9610F4	270
59-203SMLS	331	5406P24	549	6410O84	555	6804NWO12	556	6902NWO108	559	9610F6	270
59-204SMLS	331	5406P32	549	6410O86	555	6804NWO16	556	6902NWO128	559	9610F8	270
59-205SMLS	331	5406SHP2	549	6410O88	555	6805NWO42	557	6902NWO1212	559	9610F10	270
59-206SMLS	331	5406SHP4	549	6410O124	555	6805NWO44	557	6902NWO1616	559	9610F12	270
59-207SMLS	331	5406SHP6	549	6410O126	555	6805NWO64	557	7202NWO42	564	9610F25	270
59-208SMLS	331	5406SHP8	549	6410O128	555	6805NWO66	557	7202NWO44	564	9610NYCF3	270
59-209SMLS	331	5406SHP12	549	6410O166	555	6805NWO86	557	7202NWO64	564	9610NYCF4	270
59-210SMLS	331	5406SHP16	549	6410O168	555	6805NWO88	557	7202NWO66	564	9610NYCF6	270
59-211SMLS	331	5406SHP20	549	6410O812	555	6805NWO108	557	7202NWO68	564	9610NYCF8	270
59-212SMLS	331	5406SHP24	549	6410O1612	555	6805NWO128	557	7202NWO86	564	9610NYCF10	270
59-213SMLS	331	5406SHP32	549	6410O2012	555	6805NWO1212	557	7202NWO88	564	9610NYCF12	270
59-320SMLS	331	6402O44	553	6410O2016	555	6805NWO1616	557	7202NWO108	564	9610NYCF25	270
59-322SMLS	331	6402O66	553	6410O2412	555	6805NWO2020	557	7202NWO812	564	9650EX1224	266
59-324SMLS	331	6402O68	553	6410O2416	555	6805NWO2424	557	7202NWO1212	564	9650EX1236	266
59-326SMLS	331	6402O86	553	6410O2420	555	6806NWO44	558	7202NWO1216	564	9650EX1248	266
59-328SMLS	331	6402O88	553	6410O3216	555	6806NWO66	558	7202NWO1616	564	9650EX1260	266
65-319	340	6402O1010	553	6410O3220	555	6806NWO88	558	7205NWO410	566	9650EX1272	266
0304C2	542	6402O1212	553	6410O3224	555	6806NWO1212	558	7205NWO412	566	9650EX2324	266
0304C3	542	6403O4	553	6801NWO68	557	6806NWO1616	558	7205NWO414	566	9650EX2336	266
0304C4	542	6403O6	553	6801NWO4	557	6809NWO44	558	7205NWO512	566	9650EX2348	266
0304C5	542	6403O8	553	6801NWO6	557	6809NWO66	558	7205NWO614	566	9650EX2360	266
0304C6	542	6403O12	553	6801NWO8	557	6809NWO88	558	7205NWO616	566	9650EX2372	266
0304C8	542	6405O22	554	6801NWO10	557	6809NWO1212	558	7205NWO816	566	9650EX4624	266
0304C10	542	6405O32	554	6801NWO12	557	6815NWO44	558	7205NWO818	566	9650EX4636	266
0304C12	542	6405O34	554	6801NWO16	557	6815NWO66	558	7205NWO822	566	9650EX4648	266
0304C14	542	6405O42	554	6801NWO20	557	6815NWO88	558	7205NWO1018	566	9650EX4660	266
0304C16	542	6405O44	554	6801NWO24	557	6815NWO1010	558	8555H10	566	9650EX4672	266
0304C20	542	6405O52	554	6801NWO32	557	6815NWO1212	558	8555H12	566	9650G2	264
0304C24	542	6405O54	554	6801NWO46	557	6900O42	558	8555H14	566	9650G2.5	264
0304C32	542	6405O62	554	6801NWO48	557	6900O44	558	8555H16	566	9650G2.5SE	264
03044	542	6405O64	554	6801NWO64	557	6900O46	558	8555H18	566	9650G2SE	264
03046	542	6405O66	554	6801NWO86	557	6900O48	558	8555H20	566	9650G3	264
03048	542	6405O68	554	6801NWO106	557	6900O64	558	8555H22	566	9650G3SE	264
03062	546	6405O84	554	6801NWO108	557	6900O66	558	8555H26	566	9650G4	264
03064	546	6405O86	554	6801NWO128	557	6900O68	558	8555H30	566	9650G4SE	264
03065	546	6405O88	554	6801NWO612	557	6900O84	558	8555P10	566	9650G6	264
03066	546	6405O104	554	6801NWO810	557	6900O86	558	8555P12	566	9650G6SE	264
03068	546	6405O106	554	6801NWO812	557	6900O88	558	8555P14	566	9650G8	264
03182	542	6405O108	554	6801NWO816	557	6900O104	558	8555P16	566	9650G8SE	264
03183	542	6405O126	554	6801NWO1016	557	6900O106	558	8555P18	566	9650G10	264
03184	542	6405O128	554	6801NWO1210	557	6900O108	558	8555P20	566	9650G10SE	264
03185	542	6405O812	554	6801NWO1216	557	6900O128	558	8555P22	566	9650G12	264
03186	542	6405O1212	554	6801NWO1612	557	6900O812	558	8555P26	566	9650G12SE	264
03188	542	6405O1216	554	6801NWO1620	557	6900O1012	558	8555P30	566	9650G23	266
03192	542	6405O1612	554	6801NWO2016	557	6900O1212	558	9522H2	565	9650G46	266
03193	542	6405O1616	554	6801NWO2024	557	6900O1612	558	9522H4	565	9650G120	266
03194	542	6405O2020	554	6802NWO2	557	6900O1616	558	9522H6	565	9650G812	266
03195	542	6405O2416	554	6802NWO4	557	6901NWO42	559	9522H8	565	9650IP23	266
03196	542	6405O2420	554	6802NWO6	557	6901NWO44	559	9522H12	565	9650IP46	266
03198	542	6405O2424	554	6802NWO8	557	6901NWO64	559	9522H16	565	9650IP812	266
3895BA	529	6405O3224	554	6802NWO10	557	6901NWO66	559	9522P2	565	9650L2	264
5406C2	550	6405O3232	554	6802NWO12	557	6901NWO68	559	9522P4	565	9650L2.5	264
5406C4	550	6408HO2	554	6802NWO16	557	6901NWO84	559	9522P6	565	9650L2SE	264
5406C6	550	6408HO4	554	6802NWO20	557	6901NWO86	559	9522P8	565	9650L3	264
5406C8	550	6408HO5	554	6802NWO24	557	6901NWO88	559	9522P12	565	9650L3SE	264
5406C12	550	6408HO6	554	6802NWO32	557	6901NWO104	559	9522P16	565	9650L4	264
5406C16	550	6408HO8	554	6802NWO46	557	6901NWO106	559	9600FJ3	273	9650L4SE	264
5406FLP2	549	6408HO10	554	6802NWO68	557	6901NWO108	559	9600FJ4	273	9650L5	264
5406FLP4	549	6408HO12	554	6802NWO86	557	6901NWO126	559	9600FJ6	273	9650L5SE	264
5406FLP6	549	6408HO14	554	6802NWO108	557	6901NWO128	559	9600FJ8	273	9650L6	264
5406FLP8	549	6408HO16	554	6802NWO810	557	6901NWO812	559	9600FJ10	273	9650L6SE	264
5406FLP12	549	6408HO20	554	6802NWO812	557	6901NWO1212	559	9600FJ12	273	9650L8	264
5406HHP2	549	6408HO24	554	6802NWO1012	557	6901NWO1612	559	9600FL3	271	9650L8SE	264
5406HHP4	549	6408O2	554	6802NWO1216	557	6901NWO1616	559	9600FL4	271	9650L10	264
5406HHP6	549	6408O4	554	6802NWO1612	557	6901NWO2016	559	9600FL6	271	9650L10SE	264
5406HHP8	549	6408O5	554	6802NWO1620	557	6901NWO2020	559	9600FL8	271	9650L12	264
5406HHP12	549	6408O6	554	6802NWO2016	557	6901NWO2424	559	9600FL10	271	9650L12SE	264
5406HHP16	549	6408O8	554	6803NWO4	557	6901NWO3232	559	9600FL12	271	9650L23	266
5406HHP20	549	6408O10	554	6803NWO6	557	6902NWO42	559	9600FL25	271	9650L46	266
5406HHP24	549	6408O12	554	6803NWO8	557	6902NWO44	559	9600MJ3	272	9650L120	266
5406P2	549	6408O14	554	6803NWO10	557	6902NWO46	559	9600MJ4	272	9650L812	266

MIDLAND INDUSTRIES

NUMERICAL INDEX

Part#	Page	Part#	Page	Part#	Page	Part#	Page	Part#	Page	Part#	Page
9650RP12	266	10030	51	10106	53	10189LF	181	10247LF	182	10284LF	184
9650RP23	266	10031	51	10106EH	53	10203	55	10248	55	10285	57
9650RP46	266	10032	51	10106L	53	10204	55	10251LF	183	10286	57
9650WH23	266	10033	51	10106LF	181	10204LF	182	10252LF	183	10286B	57
9650WH46	266	10038	51	10107	53	10205	55	10253	56	10286L	57
9650WH812	266	10039	51	10107LF	181	10205LF	182	10253LF	183	10286LF	184
9660G2	265	10039LF	180	10108	53	10206	55	10254	56	10287	57
9660G2.5	265	10040	51	10108L	53	10206LF	182	10254LF	183	10287B	57
9660G2.5SE	265	10041	51	10108LF	181	10207	55	10255	56	10287LF	184
9660G2SE	265	10041LF	180	10109	53	10208	55	10255EH	56	10288	57
9660G3	265	10042	51	10109L	53	10209	55	10255L	56	10288LF	184
9660G3SE	265	10042LF	180	10109LF	181	10210	55	10255LF	183	10289	57
9660G4	265	10043	51	10110	53	10210LF	182	10256	56	10289LF	184
9660G4SE	265	10043LF	180	10110L	53	10211	55	10256EHLF	183	10290	57
9660G6	265	10044	51	10110LF	181	10211LF	182	10256L	56	10290B	57
9660G6SE	265	10044LF	180	10111	53	10212	55	10256LF	183	10290LF	184
9660G8	265	10045	51	10111LF	181	10212LF	182	10256SS	56	10291	57
9660G8SE	265	10046	51	10112	53	10213	55	10256WC	53	10291B	57
9660G10	265	10047	51	10115	54	10214	55	10257	56	10291LF	184
9660G10SE	265	10048	51	10116	54	10214LF	182	10257LF	183	10292	57
9660G12	265	10049	51	10117	54	10215	55	10258	56	10293	57
9660G12SE	265	10051	51	10118	54	10215LF	182	10258LF	183	10293B	57
9660L2	265	10052	51	10118LF	181	10216	55	10259	56	10293LF	184
9660L2.5	265	10052LF	180	10119	54	10217	55	10259L	56	10294	57
9660L2SE	265	10053	51	10120	54	10218	55	10259LF	183	10294B	57
9660L3	265	10054	51	10120LF	181	10218LF	182	10260	56	10294LF	184
9660L3SE	265	10054LF	180	10121	54	10219	55	10260L	56	10295	57
9660L4	265	10055	51	10121LF	181	10220	55	10260LF	183	10295B	57
9660L4SE	265	10056	51	10122	54	10227	55	10261	56	10295L	57
9660L5	265	10056LF	180	10122LF	181	10227LF	182	10261LF	183	10295LF	184
9660L5SE	265	10058	51	10123	54	10228	55	10262	56	10296	57
9660L6	265	10062	52	10123LF	181	10228L	55	10262LF	183	10296LF	184
9660L6SE	265	10063	52	10126	54	10228LF	182	10263	56	10297	57
9660L8	265	10064	52	10127	54	10229	55	10263L	56	10297LF	184
9660L8SE	265	10064LF	182	10131	53	10229L	55	10263LF	183	10298	57
9660L10	265	10065	52	10132	53	10229LF	182	10263SS	56	10298B	57
9660L10SE	265	10066	52	10133	53	10230	55	10264	56	10298LF	184
9660L12	265	10066LF	182	10135	60	10230LF	182	10264L	56	10299	57
9660L12SE	265	10067	52	10136	60	10231	55	10264LF	183	10299B	57
10001	50	10067LF	182	10137	60	10231LF	182	10264SS	56	10299LF	184
10002	50	10068	52	10138	60	10232	55	10265	56	10300	57
10003	50	10068LF	182	10139	60	10232LF	182	10265L	56	10300B	57
10003L	50	10069	52	10157	54	10233	55	10265LF	183	10300LF	184
10004	50	10073	52	10157LF	181	10233LF	182	10266	56	10301	57
10005	50	10074	52	10158	54	10234	55	10266LF	183	10301LF	184
10006	50	10075	52	10158LF	181	10234LF	182	10267	56	10302	57
10007	50	10075EH	52	10159	54	10235	55	10267LF	183	10302B	57
10008	50	10075LF	181	10159LF	181	10235L	55	10268	56	10302LF	184
10013	50	10076	52	10160	54	10235LF	182	10268L	56	10303	57
10013	88	10076LF	181	10160LF	181	10236	55	10268LF	183	10303B	57
10013LF	180	10077	52	10161	54	10236L	55	10269	56	10303L	57
10014	50	10077LF	181	10161LF	181	10236LF	182	10269L	56	10303LF	184
10014LF	180	10078	52	10162	54	10237	55	10269LF	183	10304	57
10015	50	10078LF	181	10162LF	181	10237L	55	10270	56	10304LF	184
10015L	50	10079	52	10163	54	10237LF	182	10270LF	183	10305	57
10015LF	180	10079LF	181	10163LF	181	10238	55	10271	56	10305LF	184
10016	50	10080	52	10164	54	10238LF	182	10272	56	10306	57
10016LF	180	10080LF	181	10165	54	10239	55	10272L	56	10306B	57
10017	50	10081	52	10170	54	10239LF	182	10272LF	183	10306B	58
10017L	50	10082	52	10171	54	10240	55	10273	56	10306LF	184
10017LF	180	10084	52	10172	54	10240L	55	10273L	56	10307	57
10018	50	10085	52	10173	54	10240LF	182	10273LF	183	10308	57
10018LF	180	10086	52	10174	54	10241	55	10274	56	10309	57
10019	50	10087	52	10174LF	181	10241L	55	10274LF	183	10311	57
10019L	50	10088	52	10175	54	10241LF	182	10275	56	10312	58
10019LF	180	10089	52	10175LF	181	10242	55	10275LF	183	10313	58
10020	50	10090	52	10176	54	10242L	55	10276	56	10313B	58
10020L	50	10094	53	10178	54	10242LF	182	10276LF	183	10313LF	185
10020LF	180	10095	53	10179	54	10243	55	10277	56	10314	58
10021	50	10097	53	10180	54	10243LF	182	10278	56	10314B	58
10021LF	180	10098	53	10181	54	10244	55	10278LF	183	10314LF	185
10022	50	10099	53	10181LF	181	10244L	55	10279	56	10315	58
10023	50	10100	53	10182	54	10244LF	182	10280	56	10316	58
10024	50	10104	53	10182LF	181	10245	55	10283	57	10317	58
10025	50	10104LF	181	10187	54	10245LF	182	10283B	57	10318	58
10026	50	10105	53	10188	54	10246	55	10284	57	10319	58
10028	51	10105LF	181	10189	54	10247	55	10284B	57	10319B	58

MIDLAND INDUSTRIES

NUMERICAL INDEX

Part#	Page	Part#	Page	Part#	Page	Part#	Page	Part#	Page	Part#	Page
10319LF	185	10467	60	12038	70	12127	73	16004	86	18005	77
10320	58	10468	60	12039	70	12129	73	16005	86	18005LF	186
10320B	58	10469	60	12040	70	12130	73	16006	86	18006	77
10320LF	185	10470	60	12041	70	12144	73	16007	86	18006LF	186
10321	58	10473	60	12042	70	12145	73	16009	86	18007	77
10321L	58	10481	61	12043	70	12146	73	16010	86	18007LF	186
10321LF	185	10481LF	183	12044	70	12147	73	16011	86	18008	77
10322	58	10482	61	12045	70	12148	73	16012	86	18008LF	186
10322LF	185	10482LF	183	12046	70	12149	73	16090	86	18009	77
10323	58	10483	61	12047	70	12150	73	16117	86	18009LF	186
10324	58	10483L	61	12048	70	12151	73	16118	86	18010	77
10324B	58	10483LF	183	12049	70	12200	73	16119	86	18010LF	186
10324LF	185	10484	61	12050	70	12202	73	16120	86	18011	77
10325	58	10484L	61	12051	70	12205	75	16121	86	18015	88
10325L	58	10484LF	183	12052	70	12206	74	16122	86	18015	186
10325LF	185	10485	61	12053	70	12207	74	16123	86	18016	88
10326	58	10485LF	183	12054	71	12208	74	16125	86	18016	186
10326LF	185	10486	61	12055	70	12209	74	16127	86	18017	88
10327	58	10487	61	12056	71	12210	74	16128	86	18017	186
10328	58	10487LF	183	12057	71	12211	74	16129	86	18018	88
10328LF	185	10488	61	12058	71	12212	74	16130	86	18018	186
10329	58	10488LF	183	12059	71	12213	74	16131	86	18019	88
10329LF	185	10489	61	12060	71	12214	74	16133	86	18019	186
10331LF	185	10493	61	12061	71	12215	74	17064N	375	18028	84
10333	58	10494	61	12062	71	12216	74	17064P	375	18029	84
10340	58	10495	61	12063	71	12217	74	17065N	375	18030	84
10343	58	10496	61	12064	71	12218	74	17066N	375	18031	84
10344	58	10497	61	12065	71	12220	74	17066P	375	18032	84
10344B	58	10600	61	12066	71	12221	74	17068P	375	18033	77
10345	58	10602	61	12067	71	12222	74	17078N	375	18033LF	187
10347	58	10611	61	12068	71	12224	74	17079N	375	18034	77
10348	58	10612	61	12069	71	12230	74	17079P	375	18034LF	187
10350	58	10613	61	12070	71	12250	75	17088N	375	18035	77
10351	58	10614	61	12072	71	12252	75	17090N	375	18035L	77
10352	58	10615	61	12073	71	12254	75	17103N	375	18035LF	187
10353	58	10616	61	12074	71	12256	75	17105N	375	18036	77
10354	58	10617	61	12075	71	12257	75	17124N	375	18036LF	187
10355	58	10618	61	12076	71	12260	69	17124P	375	18037	77
10357	58	10619	61	12077	71	12261	69	17126P	375	18037L	77
10359	58	10620	61	12079	71	12262	69	17145P	375	18037LF	187
10360	58	10621	61	12080	71	12263	69	17146N	375	18038	77
10361	58	10622	61	12081	71	12264	69	17153N	375	18038LF	187
10373	59	12000	69	12082	71	12265	69	17153P	375	18039	77
10374	59	12001	69	12083	69	12266	69	17154P	375	18039L	77
10375	59	12002	69	12084	69	12267	69	17158P	375	18039LF	187
10376	59	12003	69	12085	71	12268	69	17176N	375	18040	77
10382	59	12004	69	12086	71	12269	69	17179N	375	18040L	77
10404	59	12005	69	12087	71	12270	69	17179P	375	18040LF	187
10405	59	12006	69	12088	71	12271	69	17180N	375	18041	77
10406	59	12007	69	12089	71	12272	69	17180P	375	18041LF	187
10406B	59	12008	69	12090	71	12273	69	17188N	375	18042	77
10406LF	184	12009	69	12091	72	12274	69	17188P	375	18042LF	187
10407	59	12010	69	12092	72	12275	69	17189N	375	18043	77
10407LF	184	12011	69	12093	72	12310	74	17189P	375	18046LF	187
10408	59	12012	69	12094	72	12326	75	17190N	375	18047	84
10409	59	12013	69	12095	72	12327	75	17190P	375	18047LF	187
10409B	59	12014	69	12096	72	12328	75	17193N	375	18048	84
10409LF	184	12015	69	12097	72	12329	75	17193P	375	18048LF	187
10410	59	12016	69	12098	72	12330	75	17194N	375	18049	84
10410LF	184	12017	69	12099	72	12335	75	17194P	375	18049LF	187
10411	59	12018	69	12100	72	12336	75	17224N	375	18050	84
10412	59	12022	70	12101	72	12337	75	17225N	375	18050LF	187
10416	59	12023	70	12102	72	12339	75	17225P	375	18054LF	196
10419	59	12024	70	12103	72	12341	75	17233N	375	18055LF	196
10419LF	184	12025	70	12104	70	12342	75	17233P	375	18056LF	196
10421	59	12026	70	12105	70	12343	75	17234N	375	18057LF	196
10438	60	12027	70	12107	70	12344	75	17234P	375	18062	77
10439	60	12028	70	12108	70	12345	75	17237N	375	18062LF	188
10440	60	12029	70	12110	72	14001	62	17237P	375	18063	77
10441	60	12030	70	12111	72	14011	62	18001	77	18063LF	188
10442	60	12031	70	12112	72	14016	62	18001LF	186	18064	77
10443	60	12032	70	12114	71	14017	62	18002	77	18064L	77
10444	60	12033	70	12115	71	14018	62	18002LF	186	18064LF	188
10461	60	12034	70	12118	72	14025	62	18003	77	18065	77
10462	60	12035	70	12119	72	16001	86	18003LF	186	18065LF	188
10463	60	12036	70	12120	72	16002	86	18004	77	18066	77
10464	60	12037	70	12121	72	16003	86	18004LF	186	18066DLF	188

MIDLAND INDUSTRIES

NUMERICAL INDEX

Part#	Page	Part#	Page	Part#	Page	Part#	Page	Part#	Page	Part#	Page
18066L	77	18117LF	189	18164	79	18204	80	18241	81	18281	82
18066LF	188	18118	78	18164LF	190	18204LF	191	18241B	81	18281LF	193
18067	77	18118LF	189	18165	79	18205	80	18241LF	192	18282	82
18067LF	188	18119	78	18165LF	190	18205LF	191	18242	81	18283	82
18068	77	18122B	79	18166	79	18206	80	18242LF	192	18284	82
18068DLF	188	18122LF	189	18166LF	190	18207	80	18243	81	18289LF	194
18068L	77	18123	79	18167	79	18208	85	18243LF	192	18290	83
18068LF	188	18123LF	189	18167LF	190	18208LF	192	18245	81	18290LF	194
18069	77	18124	79	18171LF	190	18209	85	18245LF	192	18291	83
18069DLF	188	18124LF	189	18175	80	18209LF	192	18246	81	18291B	83
18069L	77	18125	79	18176	80	18210	85	18246LF	192	18291LF	194
18069LF	188	18125LF	189	18176LF	191	18210LF	192	18247	81	18292	83
18070	77	18126	79	18177	80	18211	85	18247LF	192	18292LF	194
18070LF	188	18126LF	189	18177LF	191	18211LF	192	18248	81	18293	83
18071	77	18127	79	18177TLF	192	18212	85	18248B	81	18293LF	194
18071DLF	188	18127LF	189	18178	80	18212LF	192	18248LF	192	18294	83
18071L	77	18128	79	18178LF	191	18213	85	18250	82	18294LF	194
18071LF	188	18128LF	189	18179	80	18213LF	192	18250LF	193	18295	83
18072	77	18129	79	18179L	80	18214	85	18251	82	18295LF	194
18076	78	18129LF	189	18179LF	191	18214LF	192	18251B	82	18296	83
18076LF	188	18130	79	18180	80	18215	85	18251LF	193	18296LF	194
18077	78	18130LF	189	18180L	80	18215LF	192	18252	82	18297	83
18077LF	188	18135	79	18180LF	191	18216	80	18252B	82	18297LF	194
18078	78	18135LF	189	18181	80	18219	81	18252LF	193	18298	83
18078LF	188	18136	79	18181LF	191	18220	81	18253	82	18299	83
18079	78	18136LF	189	18182	80	18220B	81	18253B	82	18299B	83
18079LF	188	18137	79	18182LF	191	18220LF	192	18253LF	193	18299LF	194
18080	78	18137LF	189	18183	80	18221	81	18254	82	18300	83
18080LF	188	18138LF	189	18183LF	191	18221B	81	18254B	82	18300LF	194
18081	78	18142	79	18184	80	18221LF	192	18254LF	193	18301	83
18081LF	188	18142LF	190	18184L	80	18223	81	18255	82	18301LF	194
18082	78	18143	79	18184LF	191	18223B	81	18255LF	193	18302	83
18082LF	188	18143LF	190	18185	80	18223LF	192	18256	82	18303	83
18083	78	18144	79	18185LF	191	18224	81	18256LF	193	18303LF	194
18083LF	188	18144LF	190	18186	80	18224B	81	18257	82	18304	83
18084	78	18145	79	18186LF	191	18224LF	192	18257LF	193	18307	83
18085	78	18145L	79	18187	80	18225	81	18258	82	18307LF	194
18086	78	18145LF	190	18187L	80	18225B	81	18258LF	193	18314	83
18088	85	18146	79	18187LF	191	18225LF	192	18259	82	18315LF	194
18090	85	18146L	79	18188	80	18226	81	18259LF	193	18316	83
18092	85	18146LF	190	18188L	80	18226LF	192	18260	82	18321	84
18093	85	18147LF	190	18188LF	191	18227	81	18260LF	193	18322	84
18094	85	18148	79	18189	80	18227LF	192	18261	82	18322LF	194
18096	85	18148LF	190	18189L	80	18228	81	18262	82	18323	84
18101	78	18149	79	18189LF	191	18228B	81	18262LF	193	18323LF	194
18101B	78	18149LF	190	18190	80	18228LF	192	18263	82	18324	84
18101LF	188	18150	79	18190L	80	18229	81	18263LF	193	18325	84
18102	78	18150LF	190	18190LF	191	18229B	81	18264	82	18325LF	194
18102B	78	18151LF	190	18191	80	18229LF	192	18264LF	193	18326	84
18102LF	188	18152	79	18191LF	191	18230	81	18265	82	18327	84
18103	78	18152LF	190	18192	80	18230LF	192	18265LF	193	18327LF	194
18103B	78	18153	79	18192LF	191	18231	81	18266	82	18328	84
18103LF	188	18153L	79	18193	80	18232	81	18267	82	18329	84
18104	78	18153LF	190	18193L	80	18232B	81	18267LF	193	18330	84
18104B	78	18154	79	18193LF	191	18232LF	192	18268	82	18330LF	193
18104LF	188	18154L	79	18194	80	18233	81	18268LF	193	18331	84
18105	78	18154LF	190	18194L	80	18233B	81	18269	82	18332	84
18105B	78	18155	79	18194LF	191	18233LF	192	18269LF	193	18333	84
18105LF	188	18155LF	190	18195	80	18234	81	18270	82	18333LF	193
18106	78	18156	79	18195L	80	18234B	81	18272	82	18334	84
18106B	78	18156LF	190	18195LF	191	18234LF	192	18273	82	18334LF	193
18106LF	188	18157	79	18196	80	18235	81	18273B	82	18335	84
18107	78	18157LF	190	18196LF	191	18235B	81	18273LF	193	18335LF	193
18107LF	188	18158	79	18197	80	18235LF	192	18274	82	18336	84
18108	78	18158L	79	18197LF	191	18236	81	18274B	82	18336LF	193
18109	78	18158LF	190	18198	80	18236B	81	18274LF	193	18338	84
18109LF	188	18159	79	18198LF	191	18236LF	192	18275	82	18338LF	193
18110	78	18159L	79	18199	80	18237	81	18275LF	193	18339	84
18110LF	189	18159LF	190	18199LF	191	18237B	81	18276	82	18339LF	193
18111	78	18160	79	18200	80	18237LF	192	18276LF	193	18500LF	195
18114	78	18160LF	190	18200LF	191	18238	81	18277	82	18501LF	195
18114LF	189	18161LF	190	18201	80	18238B	81	18277LF	193	18502LF	194
18115	78	18162	79	18201LF	191	18238LF	192	18278	82	18503LF	194
18115LF	189	18162L	79	18202	80	18239	81	18279	82	18510LF	195
18116	78	18162LF	190	18202LF	191	18239LF	192	18279LF	193	18534	21
18116LF	189	18163	79	18203	80	18240	81	18280	82	20001C	120
18117	78	18163LF	190	18203LF	191	18240LF	192	18280LF	193	20009	101

MIDLAND INDUSTRIES

NUMERICAL INDEX

Part#	Page	Part#	Page	Part#	Page	Part#	Page	Part#	Page	Part#	Page
20010	101	20046	98	20075	99	20106N	106	20158N	106	20241	91
20011	101	20046N	104	20076	98	20107	100	20159N	105	20242	91
20012	97	20047	98	20076N	105	20107C	122	20160	100	20243	91
20013	101	20047N	104	20077	98	20107N	106	20160C	122	20244	91
20015C	120	20048	98	20077C	121	20108	100	20161	100	20245	91
20015N	103	20048N	104	20078	98	20108C	122	20162	100	20248	92
20016C	120	20049	98	20078C	121	20108N	106	20162C	122	20249	92
20016N	103	20049C	121	20079	98	20109	100	20162N	105	20250	92
20017	97	20049N	104	20079C	121	20109C	122	20163	100	20251	92
20017C	120	20050	98	20079N	105	20109N	106	20163C	122	20252	92
20017N	103	20050C	121	20080	98	20110	100	20163N	105	20253	92
20018	97	20050N	104	20080C	121	20110C	122	20164	100	20256	92
20018C	120	20050P	377	20080N	105	20110N	106	20164N	105	20257	92
20018N	103	20051	98	20081	98	20111	100	20165	100	20259	92
20018P	376	20052	98	20081C	121	20111C	122	20165C	122	20260	92
20019	97	20053	98	20081N	105	20111N	106	20165N	105	20261	92
20019C	120	20053C	121	20082	98	20112	100	20166	100	20262	92
20019N	103	20053N	104	20082C	121	20112N	106	20166C	122	20263	92
20019P	376	20054	98	20082N	105	20113	100	20166N	105	20265	92
20020	97	20054C	121	20083	98	20115	100	20167	100	20268	92
20020C	120	20054N	104	20083C	121	20116	100	20167C	122	20269	92
20020N	103	20054P	377	20083N	105	20117	100	20167N	105	20270	92
20020P	376	20055	98	20085	98	20118	100	20168N	105	20271	92
20021	97	20055C	121	20084C	121	20119	100	20170	101	20272	92
20021C	120	20055N	104	20084N	105	20120	100	20170C	123	20273	92
20021N	103	20055P	377	20085	98	20121C	122	20171	101	20274	92
20021P	376	20056	98	20085C	121	20123N	106	20171C	123	20275	92
20022	97	20056C	121	20085N	105	20124	101	20172	101	20276	92
20022C	120	20056N	104	20086	98	20124N	106	20172C	123	20277	92
20022N	103	20056P	377	20086C	121	20125	101	20173C	123	20278	92
20023	98	20057	98	20086N	105	20125N	106	20174	100	20279	92
20023N	104	20057C	121	20087	98	20126	101	20174C	122	20282	92
20024C	120	20057N	104	20087C	121	20127	101	20174N	105	20287	92
20024N	103	20057P	377	20087N	105	20127C	123	20175C	123	20288	92
20025	97	20058	98	20088	98	20127N	106	20176C	123	20289	92
20025C	120	20058C	121	20088C	121	20127P	376	20179C	123	20290	92
20025N	103	20058N	104	20088N	105	20128	101	20181C	122	20291	92
20026	97	20058P	377	20089	99	20128C	123	20181N	105	20292	92
20026C	120	20059	98	20089C	122	20128N	106	20182C	120	20293	92
20026N	103	20059C	121	20089N	105	20128P	376	20184C	121	20294	92
20027	97	20059N	104	20089S	99	20129	101	20184N	105	20295	92
20027C	120	20059P	377	20090	99	20129C	123	20185C	120	20296	92
20028	97	20060	98	20090C	122	20129N	106	20187C	123	20300	93
20028C	120	20060C	121	20090N	105	20129P	376	20188C	123	20301	93
20028N	103	20060N	104	20090S	99	20135C	122	20189C	123	20302	93
20028P	376	20061	98	20091	99	20136C	122	20192	99	20303	93
20029	97	20061C	121	20091C	122	20137C	122	20193C	123	20304	93
20029C	120	20061N	104	20091N	105	20138C	122	20194C	123	20305	93
20029N	103	20061P	377	20091S	99	20139C	122	20195C	123	20308	93
20029P	376	20062	98	20092	98	20140C	122	20200	91	20309	93
20030	97	20062C	121	20092C	121	20142	101	20201	94	20310	93
20030C	120	20062N	104	20092N	105	20143	101	20203	94	20311	93
20030N	103	20062P	377	20093	100	20149C	120	20204	94	20312	93
20030P	376	20063	98	20094	99	20150	97	20205	94	20313	93
20031	97	20063C	121	20094N	105	20150C	120	20206	94	20314	93
20031C	120	20063N	104	20094S	99	20150N	103	20206N	108	20317	93
20031N	103	20063P	377	20095	100	20151	97	20207	94	20318	93
20032	97	20064	99	20095N	105	20151C	120	20208	94	20319	93
20032N	103	20065	99	20097	100	20151N	103	20211	91	20320	93
20034	97	20066	99	20098	100	20152	97	20212	91	20321	93
20034C	120	20067	99	20099	100	20152C	120	20213	91	20322	93
20034N	103	20068	99	20099C	122	20152N	103	20214	91	20323	93
20035	97	20068N	104	20100	100	20152P	376	20218	94	20324	93
20035C	120	20068P	377	20100C	122	20153	97	20219	94	20327	93
20035N	103	20069	99	20101	100	20153C	120	20220	94	20328	93
20035P	377	20069N	104	20102	100	20153N	103	20221	94	20330	92
20036	97	20069P	377	20103	100	20153P	376	20222	94	20333	91
20036C	120	20070	99	20103C	122	20154	97	20223	94	20334	91
20036N	103	20070P	377	20103N	106	20154C	120	20227	94	20337	91
20036P	377	20071	99	20104	100	20154N	103	20228	94	20338	91
20037	97	20072	99	20104C	122	20154P	376	20229	94	20339	91
20037C	120	20072N	104	20104N	106	20155	97	20230	94	20487C	123
20037N	103	20072P	377	20105	100	20155C	120	20231	94	20488C	123
20038	97	20073	99	20105C	122	20155N	103	20232	94	20489C	123
20038N	103	20073N	104	20105N	106	20156N	106	20235	91	20510	101
20039	98	20073P	377	20106	100	20157N	106	20237	91	20510N	106
20045	98	20074	99	20106C	122	20158C	122	20240	91	20511	101

MIDLAND INDUSTRIES

NUMERICAL INDEX

Part#	Page	Part#	Page	Part#	Page	Part#	Page	Part#	Page	Part#	Page
20511N	106	20620N	109	20688N	110	20748N	108	20850N	106	21113	26
20512	101	20621N	109	20689	125	20748P	378	20851N	105	21115	26
20512N	106	20622N	109	20689N	110	20749N	108	20852N	105	21117	26
20512P	377	20623N	109	20690	125	20750N	108	20853N	105	21119	26
20513N	106	20624N	109	20690N	110	20750P	376	20854	125	21133	26
20514N	106	20625N	109	20691N	110	20751N	108	20855	125	21151	26
20514P	377	20626N	109	20692	125	20752N	108	20856	125	21153	26
20515C	120	20627N	109	20698	125	20753N	108	20857	125	21155	26
20516C	120	20628N	109	20699	125	20755P	376	20859	125	21159	26
20517C	121	20629N	109	20700N	109	20756P	376	20860	125	21161	26
20518C	121	20630	124	20701N	109	20758P	376	20861	124	21174	346
20519C	122	20630N	109	20702N	109	20762N	105	20862	124	21175	346
20524P	377	20631	124	20703N	109	20763P	377	20876P	378	21176	346
20525P	377	20631N	109	20704N	109	20775P	378	20878P	378	21177	346
20528P	377	20632	124	20705N	109	20776P	378	20880P	378	21178	346
20529P	377	20632N	109	20706N	109	20777P	378	20881P	378	21179	346
20530	98	20633	124	20707N	109	20778P	379	20900P	378	21180	346
20530C	121	20633N	109	20708N	109	20780	498	20901P	378	21193	26
20530N	104	20634	124	20709N	109	20780C	123	20904P	378	21207	26
20531	98	20634N	109	20710N	109	20781C	123	20905P	378	22008	88
20531C	121	20635	124	20711	125	20782C	123	20910P	379	22008A	88
20531N	104	20635N	109	20711N	109	20785C	123	20925P	378	22008LF	187
20532	98	20636	124	20712	125	20786C	123	20936P	377	22009	88
20532N	104	20636N	109	20712N	109	20787C	123	20937P	377	22009A	88
20535	98	20637	124	20713	125	20788C	123	20938P	377	22009LF	187
20535C	121	20637N	109	20713N	109	20789C	123	20939P	377	22010	88
20535N	105	20638	124	20714	125	20790	125	20940P	377	22010A	88
20537C	121	20638N	109	20714N	109	20801	124	20941P	377	22010B	88
20537N	105	20642	125	20715N	109	20801N	109	20944P	377	22010LF	187
20538	98	20642N	109	20716N	110	20802	126	20950P	378	22011	88
20538C	121	20655	125	20717	125	20803	125	20951P	378	22011A	88
20538N	105	20655N	109	20717N	110	20803N	109	20953P	378	22011LF	187
20539	98	20656	125	20718	125	20805	125	20954P	378	22012	88
20539C	121	20656N	109	20718N	110	20805N	109	20955P	378	22012LF	187
20539N	105	20657	125	20719	125	20806	124	20956P	378	22013	88
20551	101	20657N	109	20719N	110	20807	124	20958P	377	22013LF	187
20551C	120	20658	125	20720	125	20807N	108	20960P	377	22014	88
20552	101	20658N	109	20720N	110	20808	124	20961P	377	22014LF	187
20553	101	20659	125	20721	125	20808N	108	20964P	377	22015	88
20553C	120	20659N	109	20721N	110	20809	125	20965P	377	24002	88
20553N	106	20660	124	20722N	110	20809N	110	20966P	377	24003	88
20555C	120	20660N	108	20723N	108	20810	125	20967P	377	24004	88
20557C	123	20661	124	20724N	108	20810N	110	20968P	377	24005	88
20572C	121	20661N	108	20724P	376	20811	125	20969P	377	24006	88
20573C	121	20668N	110	20725N	108	20811N	110	20970P	378	24007	88
20574C	121	20669N	110	20725P	376	20813	126	20971P	378	24082	544
20579C	121	20670	125	20726N	108	20813N	108	20972P	378	24083	544
20580C	121	20670N	110	20727C	123	20814	126	20973P	377	24084	544
20581C	121	20672	125	20727N	108	20814N	108	20974P	377	24085	544
20582C	121	20672N	110	20728C	123	20815	126	20975P	379	24086	544
20583C	121	20673	125	20728N	108	20815N	108	20976P	379	24088	544
20584C	121	20673N	110	20729N	108	20816	126	20977P	379	25001	87
20591C	122	20674	125	20730N	108	20817	126	20980P	379	25002	87
20595C	122	20674N	110	20731N	110	20818	126	20981P	379	25003	87
20596C	122	20675	125	20732N	110	20819	126	20983P	379	25033	87
20597C	122	20676	125	20733N	110	20820	126	20985P	379	25062	87
20598C	122	20676N	110	20734N	110	20821	126	20986P	379	25064	87
20600	124	20677	125	20734P	376	20822	126	20988P	379	25175	87
20600N	108	20677N	110	20735N	110	20823	126	20989P	379	25176	87
20601	124	20678	125	20736N	110	20824	126	20990P	379	25177	87
20601N	108	20678N	110	20736P	376	20825	126	20993P	377	25179	87
20602	124	20679	125	20737N	110	20826	126	21003	26	25219	87
20603	124	20679N	110	20738N	108	20827	126	21007	26	25220	87
20603N	108	20680	125	20739N	108	20830C	122	21021	26	25221	87
20604	124	20680N	110	20740	124	20831C	122	21023	26	25224	87
20604N	108	20682	125	20740N	108	20832C	122	21025	26	26001	89
20610	124	20682N	110	20740P	378	20833C	122	21043	26	26001LF	187
20610N	108	20683	125	20741N	108	20834C	122	21046	26	26002	89
20611	124	20683N	110	20742N	108	20835C	122	21049	26	26002LF	187
20611N	108	20684	125	20742P	378	20841N	104	21082	26	26003	89
20612	124	20684N	110	20743N	108	20842N	104	21083	26	26003LF	187
20612N	108	20685	125	20744N	108	20843N	104	21084	26	26004	89
20613	124	20686	125	20745N	108	20844N	104	21095	26	26004LF	187
20613N	108	20686N	110	20745P	378	20845N	104	21097	26	26005	89
20614	124	20687	125	20746	126	20846N	104	21099	26	26005LF	187
20614N	108	20687N	110	20746N	108	20847N	104	21109	26	26007	89
20619N	109	20688	125	20747P	378	20848N	105	21111	26	26007LF	187

MIDLAND INDUSTRIES

NUMERICAL INDEX

Part#	Page	Part#	Page	Part#	Page	Part#	Page	Part#	Page	Part#	Page
26008LF	187	27044	547	28049	3	28102L	5	28147	7	28193LF	171
26011	89	27046	547	28050	3	28102LF	169	28147LF	170	28194	9
26014	89	27048	547	28051	3	28103	5	28148	7	28194L	9
26015LF	187	28001	2	28052	3	28103LF	169	28148LF	170	28194LF	171
26016LF	187	28001LF	166	28053B	2	28104	5	28149	7	28195	9
26021	89	28002	2	28057	3	28104L	5	28149LF	170	28195L	9
26023	89	28002LF	166	28058	3	28104LF	169	28150	7	28195LF	171
26062	89	28003	2	28058L	3	28105	5	28150LF	170	28196	9
26063	89	28003LF	166	28058LF	167	28105L	5	28151	7	28196L	9
26064	89	28004	2	28059	3	28105LF	169	28152	7	28196LF	171
26065	89	28004LF	166	28059	502	28106	5	28153	7	28197	9
26066	89	28005	2	28059	502	28106L	5	28154	7	28198	9
26068	89	28005LF	166	28059	504	28106LF	169	28155	7	28198LF	171
26079	89	28009	2	28059EHLF	167	28107	5	28156	4	28199	9
26102	89	28009LF	166	28059L	3	28107L	5	28156LF	172	28199LF	171
26103	89	28010	2	28059LF	167	28107LF	169	28156S	4	28200	6
26142	89	28010LF	166	28060	3	28108	5	28156SLF	171	28201	6
26145	89	28011	2	28060L	3	28108LF	169	28157	4	28201LF	169
26146	89	28011LF	166	28060LF	167	28109L	5	28157LF	172	28201S	7
26153	89	28012	2	28061	3	28109LF	169	28157S	4	28201SLF	169
26175	89	28012LF	166	28061L	3	28110	5	28157SLF	171	28202	6
26176	89	28013	2	28061LF	167	28110LF	169	28158	4	28202LF	169
26177	89	28013LF	166	28062	3	28111	5	28158LF	172	28202S	7
26178	89	28014	2	28062L	3	28111L	5	28158SLF	171	28202SLF	169
26179	89	28015	2	28062LF	167	28111LF	169	28159	4	28203	6
26180	89	28015B	2	28063	3	28112	5	28159LF	172	28203LF	169
26180L	89	28015LF	166	28067	4	28112LF	169	28159SLF	171	28203S	7
26181	89	28016	2	28067LF	168	28113	5	28160	4	28203SLF	169
26182	89	28016B	2	28068	4	28113LF	169	28160LF	172	28204	6
26183	89	28017	2	28068LF	168	28114	5	28160SLF	171	28204LF	169
26184	89	28018	2	28069	4	28114LF	169	28161	4	28204S	7
26188	89	28018LF	166	28069LF	168	28115	5	28165	5	28204SLF	169
26189	89	28019	2	28070	4	28115LF	169	28165LF	172	28205	6
26190	89	28019LF	166	28070LF	168	28116	6	28166	5	28205LF	169
26193	89	28020	2	28071	4	28116LF	169	28166LF	172	28205S	7
26194	89	28021B	2	28071LF	168	28117	6	28167	5	28207	9
26195	89	28022	2	28075	4	28117LF	169	28167LF	172	28208	9
26198	89	28023	2	28075LF	168	28118	6	28168	5	28208L	9
26220	89	28024	2	28076	4	28118LF	169	28168LF	172	28208LF	171
26220B	89	28024LF	167	28076LF	168	28119	6	28169	5	28209	9
26221	89	28025	2	28077	4	28120	6	28169LF	172	28209LF	171
26221B	89	28025LF	167	28077LF	168	28121	6	28174	6	28210	8
26223	89	28026	2	28078	4	28121LF	169	28175	6	28211	8
26224	89	28026LF	167	28078LF	168	28122	6	28176	6	28211LF	8
26224B	89	28027	2	28079	4	28123	7	28178	4	28211LF	170
26225	89	28027LF	167	28079LF	168	28124	7	28179	4	28212	8
26225B	89	28028	2	28080	4	28125	7	28180	4	28212	502
26226	89	28028LF	167	28084	6	28126	7	28180LF	171	28212	504
26228	89	28029	3	28084LF	168	28127	7	28181	4	28212L	8
26229	89	28030	3	28084SLF	168	28128	6	28181L	4	28212LF	170
26232	89	28031	3	28085	6	28129	6	28181LF	171	28213	8
26233	89	28032	2	28085LF	168	28130	6	28182	4	28213L	8
26233B	89	28032LF	167	28085SLF	168	28131	7	28182LF	171	28213LF	170
26234	89	28033	2	28086	6	28131LF	170	28183	4	28214	8
26235	89	28033LF	167	28086LF	168	28132	7	28183L	4	28214L	8
26237	89	28034	2	28086SLF	168	28132LF	170	28183LF	171	28214LF	170
26238	89	28034LF	167	28087	6	28133	7	28184	4	28215	8
26291	89	28035	2	28087LF	168	28133LF	170	28184L	4	28215L	8
26292	89	28035LF	167	28087SLF	168	28134	7	28184LF	171	28215LF	170
26293	89	28036	2	28088	6	28134LF	170	28185	4	28216L	8
26296	89	28036LF	167	28088LF	168	28135	7	28185L	4	28216LF	170
27001	88	28038	3	28088SLF	168	28135LF	170	28185LF	171	28218	8
27002	88	28039	3	28089	6	28136	7	28187	4	28220	8
27003	88	28039LF	167	28090	6	28140	7	28188	4	28220L	8
27005	88	28041	3	28091	5	28140LF	170	28189	4	28220LF	171
27006	88	28041LF	167	28092	6	28141	7	28189LF	171	28221	8
27008	546	28042	3	28093	6	28141LF	170	28190	9	28221L	8
27014	547	28042LF	167	28093LF	168	28142	7	28190L	9	28221LF	171
27015	547	28043	3	28094	6	28142LF	170	28190LF	171	28222	8
27016	547	28043LF	167	28094LF	168	28143	7	28191	9	28222L	8
27018	547	28044	3	28095	6	28143LF	170	28191L	9	28222LF	171
27024	547	28044LF	167	28095LF	168	28144	7	28191LF	171	28223	8
27026	547	28045	3	28096	6	28144LF	170	28192	9	28223L	8
27028	547	28045LF	167	28096LF	168	28145	7	28192L	9	28223LF	171
27034	547	28046	3	28097LF	168	28145LF	170	28192LF	171	28224	8
27036	547	28047	3	28101	5	28146	7	28193	9	28224L	8
27038	547	28048	3	28102	5	28146LF	170	28193L	9	28224LF	171

MIDLAND INDUSTRIES

NUMERICAL INDEX

Part#	Page	Part#	Page	Part#	Page	Part#	Page	Part#	Page	Part#	Page
28225	8	28283	10	28376	495	28533	488	28601B	368	28672W	369
28225L	8	28283LF	173	28377	495	28534	488	28601W	368	28673	493
28225LF	171	28284	10	28378	495	28534	502	28602B	368	28674	493
28227	8	28284LF	173	28379	495	28534	502	28602W	368	28674W	369
28230	8	28285	10	28380	495	28534	502	28603	490	28675	493
28230LF	172	28290	11	28381	495	28534	503	28603B	368	28675P	369
28231	8	28290LF	173	28382	495	28534	503	28603W	368	28675W	369
28231LF	172	28291	11	28400	107	28534	504	28604B	368	28676	493
28232	8	28291LF	173	28401	107	28534	504	28604W	368	28677	493
28232LF	172	28292	11	28402	107	28534	504	28605	493	28678P	369
28233	8	28292LF	173	28403	107	28534B	488	28605B	368	28678W	369
28233LF	172	28293	11	28404	107	28534B	503	28605W	368	28679	493
28234	8	28294	11	28405	107	28534SS	489	28606W	368	28679W	369
28234LF	172	28295	11	28407	107	28535	488	28607W	368	28680	493
28238	8	28296	11	28415	17	28536	492	28608	493	28680P	369
28239	8	28298	11	28417	17	28540	487	28608W	368	28680W	369
28240	8	28299	12	28424	9	28540	502	28609W	368	28681	493
28245	9	28300	12	28425	9	28540	502	28611B	369	28682W	369
28245LF	172	28300SS	13	28426	9	28540	502	28611W	369	28683	492
28246	9	28301	12	28427	9	28540	503	28612B	369	28683W	369
28246LF	172	28301SS	13	28430	5	28540S	487	28612P	369	28684	492
28247	9	28302	12	28440	11	28540S	503	28612W	369	28685	492
28247LF	172	28303	12	28441	11	28540S	503	28613B	369	28685W	369
28248	9	28303SS	13	28442	11	28540S	504	28613P	369	28686	492
28248LF	172	28304	12	28443	11	28540S	504	28613W	369	28687	492
28249	9	28304SS	13	28450	496	28540S	504	28614P	369	28688	493
28249LF	172	28306	13	28452	496	28540S	504	28614W	369	28690	489
28253	9	28307	13	28456	496	28541	487	28615P	369	28691	489
28253LF	172	28308	13	28458	496	28541S	487	28615W	369	28693P	370
28254	9	28309	13	28460	496	28545	488	28616W	369	28694P	370
28254LF	172	28310	13	28464	496	28546	488	28617W	369	28695P	370
28255	9	28311	12	28465	496	28546	502	28618W	369	28696P	370
28255LF	172	28312	13	28467	496	28546	502	28619	493	28697P	370
28256	9	28313	12	28468	496	28546	502	28620	493	28698P	370
28259	5	28315	12	28469	496	28546	503	28620W	369	28701	66
28260	5	28316	12	28470	496	28546	503	28622W	369	28702	66
28261	5	28317	12	28475	7	28546	504	28623B	369	28702P	368
28261B	5	28318	12	28481	7	28546	504	28623W	369	28703	66
28261LF	172	28319	12	28487	7	28546	504	28624B	369	28703W	368
28262	5	28320	13	28493	7	28546	504	28624W	369	28704	66
28262LF	172	28321	12	28497	7	28546B	488	28625W	369	28704P	368
28263	5	28322	12	28498	7	28546B	503	28628B	369	28704W	368
28264	5	28325	13	28499	7	28546SS	489	28628W	369	28705	66
28264LF	172	28328	11	28500	491	28547	488	28639	493	28705W	368
28265	5	28329	11	28501	491	28552	487	28640	493	28706	66
28265B	5	28330	11	28501B	491	28552	503	28640W	370	28706W	368
28265LF	172	28331	11	28502	491	28552S	487	28641W	370	28707	66
28266	10	28332	11	28503	491	28553	487	28642W	370	28707W	368
28266B	10	28333	11	28504	491	28553S	487	28651	493	28708	66
28266BLF	173	28335	11	28507	491	28557	488	28652	493	28708W	368
28266LF	173	28336	11	28507S	491	28558	488	28659P	369	28709	66
28267	10	28337	11	28508	491	28559	488	28659W	369	28710	66
28267B	10	28338	11	28509	491	28560	489	28660P	369	28711	66
28267BLF	173	28339	11	28510	491	28560SS	489	28660W	369	28712	66
28267LF	173	28340	11	28510B	491	28561	488	28661P	369	28713	66
28268	10	28345	13	28511	491	28562	487	28661W	369	28714	66
28268B	10	28346	12	28512	491	28562S	487	28663P	369	28715	66
28268LF	173	28347	12	28512	504	28564	487	28663W	369	28716	66
28268LF	173	28348	12	28513	491	28564S	487	28663W	369	28717	66
28269	10	28350	494	28514S	491	28565	487	28664P	369	28718	66
28269B	10	28351	494	28515	491	28565S	488	28664W	369	28719	66
28269LF	173	28352	494	28516	491	28566	487	28665	493	28720W	368
28270B	10	28353	494	28516S	491	28566S	488	28666	493	28721W	368
28272LF	173	28354	494	28517	491	28578	490	28666P	369	28722F	67
28273LF	173	28363	495	28518	492	28579	489	28666W	369	28723P	368
28274	10	28364	495	28519S	491	28579SS	489	28667	493	28723W	368
28275	10	28365	495	28520	492	28583	490	28667W	369	28724F	67
28275LF	173	28366	495	28521	492	28584	490	28668	493	28724W	368
28276	10	28367	495	28522	492	28586	490	28668P	369	28725W	368
28276B	10	28368	495	28523	492	28587	490	28668W	369	28726W	368
28276LF	173	28369	495	28524	492	28589	489	28669	493	28727W	368
28281	10	28370	495	28525S	491	28592	490	28670	493	28728F	67
28281F	10	28371	495	28525SS	504	28593	490	28671	493	28729F	67
28281LF	173	28372	495	28528	492	28594	490	28671P	369	28731F	67
28282	10	28373	495	28530	492	28595	490	28671W	369	28733F	67
28282F	10	28374	495	28531	492	28597	490	28672	493	28734F	67
28282LF	173	28375	495	28532	492	28601	490	28672P	369	28736F	67

MIDLAND INDUSTRIES

NUMERICAL INDEX

Part#	Page	Part#	Page	Part#	Page	Part#	Page	Part#	Page	Part#	Page
28738F	67	29901	493	30047LF	178	30163	46	30258	34	30387	31
28740F	67	29902	493	30048	39	30180	41	30259	34	30388	31
28741P	368	29903	493	30048LF	178	30180F	41	30260	34	30389	31
28741W	368	29904	493	30049	39	30181	39	30261	34	30390	31
28742F	67	29905	493	30049LF	178	30182	39	30264	34	30391	32
28742P	368	29906	493	30050	42	30183	39	30265	34	30392	31
28743P	368	29907	493	30050LF	195	30184	39	30266	34	30393	32
28743W	368	29908	493	30051	42	30200	31	30266SS	36	30394	32
28744P	368	29909	493	30051LF	195	30200LF	173	30267	34	30395	32
28744W	368	29910	493	30052	42	30200SS	36	30268	34	30396	32
28745W	368	29911	493	30053	40	30201	31	30269	34	30397	32
28746W	368	29912	493	30053LF	179	30201LF	173	30269SS	36	30398	32
28747W	368	29913	493	30054	40	30201SS	36	30270	34	30399	32
28748	66	29914	493	30055	39	30202	31	30271	33	30400	32
28748W	368	30000	38	30055LF	195	30203	31	30275	34	30401	25
28749	66	30001	38	30056	39	30203LF	173	30276	34	30402	32
28752	66	30001LF	178	30058	40	30203SS	36	30277	34	30403	32
28753	66	30006	38	30058LF	179	30204	31	30279	34	30406	25
28754	66	30006LF	178	30058S	40	30204LF	173	30280	34	30410	25
28756	66	30011	38	30058SLF	179	30204SS	36	30282	34	030410	542
28760F	67	30011LF	177	30063	40	30205	31	30283	34	30411	25
28761P	370	30012	38	30063BE	40	30206	31	30284	34	030412	542
28761W	370	30012LF	177	30063LF	179	30206LF	173	30286	34	30413	25
28762F	67	30013	38	30063S	40	30206SS	36	30290	33	030416	542
28762P	370	30013LF	179	30064	40	30207	31	30291	33	30420	25
28762W	370	30016	38	30065	40	30207LF	173	30292	33	30421	25
28763P	370	30016LF	178	30066	40	30207SS	36	30293	33	30422	31
28763W	370	30017	38	30066LF	178	30208	31	30294	33	30423	31
28764P	370	30018	38	30067	40	30209	31	30295	22	30424	31
28764W	370	30019	38	30067LF	178	30210	31	30297	33	30426	33
28765W	370	30019LF	179	30068	40	30210SS	36	30298	33	30427	33
28766F	67	30020	38	30068LF	178	30211	31	30299	33	30428	33
28767W	370	30020LF	179	30073	40	30212	31	30300	32	30429	34
28768F	67	30021	40	30073LF	178	30213	31	30301	32	30430	35
28768W	370	30021LF	179	30074	40	30214	31	30302	32	30450	42
28770F	67	30022	40	30075	40	30215	31	30303	32	30451	42
28772F	67	30022LF	179	30078	39	30215SS	36	30304	32	30452	42
28773F	67	30025	43	30078LF	178	30216	31	30305	32	30453	44
28774F	67	30025LF	177	30083	39	30217	31	30306	32	30454	44
28777F	67	30027	43	30083LF	178	30218	31	30310	35	30455	44
28778F	67	30027LF	177	30087	39	30219	31	30311	35	30457	44
28780F	67	30027SS	43	30088	39	30220	32	30312	35	30458	44
28781F	67	30028	43	30088LF	178	30221	32	30313	35	30459	44
28783F	67	30028LF	177	30088S	39	30222	32	30314	35	30464	44
28784F	67	30028SS	43	30093	39	30223	32	30315	35	30466	44
28786F	67	30029	43	30093L	39	30224	32	30316	35	30467	44
28803W	370	30029LF	177	30094	39	30225	32	30340	35	30468	44
28811P	369	30029SS	43	30094LF	178	30226	32	30341	35	30469	44
28814P	369	30030	43	30098	40	30227	32	30342	35	30471	44
28815W	369	30031	43	30098LF	178	30229	32	30343	35	30472	44
28816P	369	30031LF	177	30099	40	30230	33	30344	35	30480	35
28818W	369	30032	43	30099LF	178	30230LF	173	30345	35	30482	35
28819P	368	30032LF	177	30100	40	30230SS	36	30346	35	30483	35
28819W	368	30032SS	43	30101	40	30231	33	30349	35	30484	35
28820P	368	30033	43	30103	41	30232	33	30358	31	30486	35
28820W	368	30033LF	177	30103LF	179	30233	33	30359	31	30505	44
28957	66	30033SS	43	30103P	374	30234	33	30360	31	30506	44
28958	66	30034	43	30123	42	30234SS	36	30361	31	30507	44
28959	66	30034LF	177	30128	42	30235	33	30362	31	30508	44
28960	66	30034SS	43	30133	42	30236	33	30363	31	30510	44
28961	66	30035	43	30135	42	30237	33	30366	31	30511	44
28962	66	30039	43	30136	42	30238	31	30370	32	30512	44
28963	66	30039LF	177	30137	42	30239	31	30371	32	30513	44
28964	66	30040	43	30138	42	30240	33	30372	32	30516	44
28966	66	30040LF	177	30139	42	30241	33	30373	32	30517	44
28969	66	30040SS	43	30140	47	30243	33	30374	32	30518	44
28970	66	30041	43	30140LF	179	30245	33	30375	32	30526	46
28971	66	30041LF	177	30141	47	30246	33	30376	32	30527	46
28972	66	30041SS	43	30142	41	30247	33	30377	32	30530	46
28973	67	30042	43	30149	42	30249	33	30378	32	30540	45
28974	67	30042LF	177	30150	41	30250	34	30379	32	30541	45
28975	67	30042SS	43	30150B	41	30251	34	30381	32	30542	45
28988	478	30043	43	30150R	41	30252	34	30382	32	30543	45
28989	478	30044	43	30151	41	30253	34	30383	32	30550	45
28990	478	30045	43	30160	47	30254	34	30384	32	30551	45
28991	478	30046	43	30161	46	30255	34	30385	31	30552	45
29900	493	30047	39	30162	46	30257	34	30386	31	30553	45

MIDLAND INDUSTRIES

NUMERICAL INDEX

Part#	Page	Part#	Page	Part#	Page	Part#	Page	Part#	Page	Part#	Page
30560	45	031810	542	32022SS	27	32059LF	175	32109	20	32315	18
30561	45	031812	542	32023	15	32060	17	32110	20	32316	15
30562	45	031814	542	32023LF	174	32060LF	175	32111	20	32317	17
30563	45	031816	542	32023SS	27	32061	17	32112	20	32317LF	175
30565	45	031820	542	32024	15	32061LF	175	32113	20	32318	17
30566	45	031824	542	32024LF	174	32062	17	32114	20	32318LF	175
30567	45	031910	542	32024SS	27	32062LF	175	32115	20	32319	18
30568	45	031912	542	32025	15	32063	17	32116	20	32320	17
30570	45	031914	542	32025LF	174	32063LF	175	32117	18	32321	17
30571	45	031916	542	32026	15	32064	17	32118	18	32322	21
30572	45	031920	542	32026LF	174	32064LF	175	32119	18	32326	22
30573	45	031924	542	32027	15	32065	17	32120	18	32327	22
30600	48	031932	542	32027LF	174	32065LF	175	32121	18	32328	22
30609	48	32001	15	32028	15	32066	21	32122	18	32329	16
030610	546	32001LF	174	32029	15	32067	21	32123	18	32330	18
030612	546	32001SS	27	32030	21	32068	21	32124	18	32331	16
030614	546	32002	15	32031	21	32069	21	32125	18	32332	16
030616	546	32002LF	174	32032	21	32070	21	32126	19	32334	22
30620	48	32002SS	27	32033	21	32071	21	32126LF	176	32335	22
030620	546	32003	15	32034	21	32072	21	32128	19	32336	22
30626	47	32003LF	174	32036	18	32073	21	32129	18	32336C	22
30627	47	32003SS	27	32036B	19	32074	21	32130	18	32337	22
30629	47	32004	15	32036LF	176	32075	21	32131	18	32337C	22
30630	48	32004LF	174	32038	18	32076	21	32132	18	32338	22
30631	46	32004SS	27	32038B	19	32077	21	32133	18	32338C	22
30637	48	32005	15	32038LF	176	32078	21	32150	26	32338SS	22
30638	48	32005LF	174	32038SS	27	32079	16	32151	26	32339	22
30640	48	32005SS	27	32039	18	32080	16	32153	26	32340	22
31022	374	32006	15	32039B	19	32081	21	32159	26	32341	22
31030	374	32006LF	174	32039LF	176	32082	21	32170	26	32341C	22
31031	374	32006SS	27	32039SS	27	32083	21	32176	24	32342	22
31032	374	32007	15	32040	18	32084	21	32177	24	32345	20
31033	374	32007LF	174	32040B	19	32085	21	32178	24	32346	20
31034	374	32008	15	32040LF	176	32086	21	32179	24	32349	16
31038	374	32008LF	174	32041	18	32087	16	32180	24	32350	19
31039	374	32008SS	27	32041B	19	32088	16	32181	24	32351	16
31040	374	32009	15	32041LF	176	32089	16	32182	24	32352	19
31041	374	32009LF	174	32041SS	27	32090	16	32183	24	32353	19
31042	374	32009SS	27	32042	18	32091	16	32184	24	32354	18
31055	374	32010	15	32042B	19	32091LF	176	32185	24	32355	16
31058	374	32010LF	174	32042LF	176	32091SS	27	32186	24	32356	16
31063	374	32010SS	27	32042SS	27	32092	16	32187	24	32357	16
31064	374	32011	15	32043	18	32092LF	176	32188	24	32359	21
31066LF	196	32011LF	174	32043B	19	32093	16	32189	24	32360	16
31067	374	32011SS	27	32043LF	176	32093LF	176	32190	24	32361	19
31068	374	32012	15	32043SS	27	32093SS	27	32191	24	32362	21
31068LF	196	32012LF	174	32044	18	32094	16	32192	24	32363	19
31069	374	32012SS	27	32045	18	32094LF	176	32194	24	32364	21
31079LF	196	32013	15	32046	18	32094SS	27	32195	24	32365	19
31081LF	196	32013LF	174	32046B	19	32095	16	32200	16	32365LF	176
31082LF	196	32013SS	27	32046LF	176	32095LF	176	32201	16	32366	19
31083LF	196	32014	15	32047	18	32095SS	27	32202	16	32366LF	176
31093	374	32014LF	174	32047B	19	32096	42	32300	15	32367	19
31095	374	32014SS	27	32047LF	176	32096	16	32301	15	32368	19
31096	374	32015	15	32048	18	32096LF	176	32302	15	32375	16
31105LF	196	32015LF	174	32048B	19	32096SS	27	32303	15	32376	16
31106LF	196	32015SS	27	32048LF	176	32097	16	32304	15	32377	24
31126LF	196	32016	15	32049	17	32097	42	32305	15	32379	16
31127LF	196	32016LF	174	32050	17	32097LF	176	32306	15	32380	16
31137LF	196	32016SS	27	32050LF	175	32098	42	32306LF	174	32381	24
31154LF	196	32017	15	32051	17	32098	16	32307	15	32382	24
31155LF	196	32017LF	174	32051LF	175	32098LF	176	32308	18	32383	24
31158LF	196	32017SS	27	32052	17	32098SS	27	32309	18	32384	24
31159LF	196	32018	15	32052LF	175	32099	16	32309B	19	32385	24
31171LF	197	32018LF	174	32053	17	32099	42	32309LF	176	32386	16
31188LF	197	32018SS	27	32053LF	175	32100	22	32310	18	32387	24
31189LF	197	32019	15	32054	17	32100LF	176	32310B	19	32388	24
31190LF	197	32019LF	174	32054LF	175	32101	22	32311	18	32389	21
31194LF	197	32019SS	27	32055	17	32102	22	32311B	19	32391	18
31195LF	197	32020	15	32055LF	175	32103	22	32311LF	176	32392	21
31198LF	197	32020LF	174	32056	17	32104	22	32311SS	27	32394	22
31233LF	197	32020SS	27	32056LF	175	32105	22	32312	18	32397	22
31234LF	197	32021	15	32057	17	32105C	22	32313	18	32400	19
31235LF	197	32021LF	174	32057LF	175	32105LF	176	32313LF	176	32401	20
31237LF	197	32021SS	27	32058	17	32106	22	32314	18	32402	20
31238LF	197	32022	15	32058LF	175	32107	22	32314B	19	32403	20
31260LF	197	32022LF	174	32059	17	32107C	22	32314SS	27	32404	20

MIDLAND INDUSTRIES

NUMERICAL INDEX

Part#	Page	Part#	Page	Part#	Page	Part#	Page	Part#	Page	Part#	Page
32405	20	32555	472	32903	33	33026W	371	33313B	371	33438W	373
32406	20	32556	472	32905	33	33027W	371	33313P	371	33439W	373
32407	20	32557	472	32906	33	33028W	371	33313W	371	33440P	373
32409	20	32557SS	472	32907	33	33029W	371	33314B	371	33440W	373
32410	20	32558	472	32912	15	33030W	371	33314P	371	33442W	372
32411	20	32559	472	32915	15	33032W	371	33314W	371	33448W	373
32412	19	32559SS	472	32950	15	33033W	371	33315W	371	33450W	373
32413	19	32561	472	32951	15	33035W	371	33316P	371	33451W	373
32414	19	32561SS	472	32952	15	33038B	371	33316W	371	33454W	373
32415	19	32563	472	32953	15	33038W	371	33318W	371	33455W	373
32416	19	32564	472	32954	15	33039B	371	33320W	371	33456W	373
32417	19	32564SS	472	32954LF	174	33039W	371	33321W	371	33460W	371
32418	19	32565	472	32956	15	33040W	371	33322W	371	33461P	371
32419	19	32566	472	32957	15	33041B	371	33329W	371	33461W	371
32420	19	32566SS	472	32958	15	33041W	371	33334P	371	33462W	371
32425	19	32567	472	32960	16	33042B	371	33342W	372	33463W	371
32429	19	32568	472	32961	16	33042W	371	33343P	372	33470W	372
32433	19	32568SS	472	32962	21	33043B	371	33343W	372	33471P	372
32434	19	32570	472	33000P	370	33043W	371	33344P	372	33471W	372
32435	19	32570SS	472	33000W	371	33044B	371	33344W	372	33480W	372
32436	19	32571	472	33002B	370	33044W	371	33345W	372	33481W	372
32437	25	32572	472	33002W	371	33045B	371	33347W	372	34001	63
32438	25	32573	472	33003B	370	33045W	371	33348W	372	34011	63
32439	25	32574	472	33003W	371	33046B	371	33351W	371	34016	63
32440	25	32575	472	33004B	370	33046W	371	33380W	371	34022	63
32441	17	32575SS	472	33004W	371	33047B	371	33381W	371	34031	63
32441LF	175	32576	472	33005B	370	33047W	371	33384W	371	34041	63
32442	17	32577	472	33005W	371	33048P	371	33385B	371	34046	63
32443	17	32577SS	472	33006B	370	33048W	371	33385P	371	34051	63
32444	17	32578	472	33006W	371	33050W	371	33385W	371	34060	64
32445	17	32579	472	33007B	370	33052W	372	33386W	371	34061	64
32446	17	32580	472	33007W	371	33053B	372	33390B	372	34062	64
32447	17	32584	472	33008B	370	33053W	372	33390W	372	34063	64
32448	17	32586	472	33008W	371	33058W	372	33391B	372	34064	64
32449	17	32588	472	33009B	370	33059W	372	33391W	372	34065	64
32450	16	32588SS	472	33009W	371	33060W	372	33394B	372	34072	64
32451	16	32590	472	33010W	371	33061W	372	33394W	372	34073	64
32452	16	32591	472	33011W	371	33062P	372	33395B	372	34074	64
32453	16	32592	472	33012B	370	33063W	372	33395W	372	34079	65
32454	16	32596	472	33012P	370	33064W	372	33396W	372	34080	64
32455	16	32597	472	33012W	371	33066W	372	33397W	372	34082	64
32456	16	32608	20	33013B	370	33067W	372	33398W	372	34084	64
32457	16	32609	20	33013P	370	33068W	372	33399W	372	34088	64
32458	16	32610	20	33013W	371	33079W	372	33402W	372	34111	65
32460	21	32725	23	33014B	370	33089W	372	33406B	372	34112	65
32461	21	32726	23	33014P	370	33091B	372	33406W	372	34113	65
32462	21	32727	23	33014W	371	33091W	372	33407B	372	34114	65
32463	21	32728	23	33015B	370	33092B	372	33407W	372	34120	65
32470	17	32741	23	33015P	370	33092W	372	33408B	372	34121	65
32472	17	32742	23	33015W	371	33093B	372	33408W	372	34122	65
32473	17	32744	23	33016B	370	33093W	372	33409W	372	34123	65
32475	17	32746	23	33016P	370	33094W	372	33410W	372	34130	63
32476	17	32747	23	33016W	371	33095B	372	33415B	373	34131	63
32500	472	32749	23	33017B	370	33095P	372	33415W	373	34141	63
32501	472	32750	23	33017P	370	33095W	372	33417W	373	34143	65
32502	472	32751	23	33017W	371	33096B	372	33418B	373	34160	65
32503	472	32752	23	33018B	370	33096P	372	33420B	373	34170	65
32504	472	32753	23	33018P	370	33096W	372	33420W	373	34172	65
32506	472	32754	23	33018W	371	33097B	372	33422B	373	34174	65
32507	472	32755	23	33019W	370	33097W	372	33422W	373	34176	65
32508	472	32756	23	33020B	370	33098P	372	33426B	373	34501	28
32510	472	32758	23	33020P	370	33098W	372	33426W	373	34502	28
32517	472	32759	23	33020W	371	33099W	372	33429B	373	34504	28
32521	472	32760	23	33021B	370	33300P	373	33429W	373	34510	28
32526	472	32761	23	33021W	371	33301P	373	33430B	373	34525	29
32533	472	32770	23	33022B	370	33301W	373	33430W	373	34526	29
32535	472	32771	23	33022P	370	33303W	371	33431W	373	34529	29
32539	472	32772	23	33022W	371	33306W	371	33432W	373	34531	29
32543	472	32773	23	33023B	370	33308B	371	33433B	373	34532	28
32545	472	32774	23	33023P	370	33309B	371	33433W	373	34533	28
32549	472	32775	23	33023W	371	33309W	371	33434B	373	34533T	28
32550	472	32781	17	33024B	370	33310W	371	33435B	373	34534	28
32551	472	32782	498	33024P	370	33311B	371	33435W	373	34535	28
32552	472	32783	498	33024W	371	33311P	371	33436B	373	34535T	28
32552SS	472	32900	33	33025P	370	33311W	371	33436W	373	34536	28
32553	472	32901	33	33025W	371	33312B	371	33437B	373	34537	28
32554	472	32902	33	33026B	370	33312W	371	33437W	373	34538	28

MIDLAND INDUSTRIES

NUMERICAL INDEX

Part#	Page	Part#	Page	Part#	Page	Part#	Page	Part#	Page	Part#	Page
34539	28	35134	62	36110	149	38004	140	38104	142	38217	145
34540T	28	35136	62	36110SS	149	38005	140	38105	142	38218	145
34541T	28	35186	62	36111	149	38009	140	38106	142	38221	145
34543	28	35210	216	36112	149	38010	140	38107	142	38222	145
34550	29	35211	216	36113	149	38011	140	38108	142	38223	145
34551	29	35212	216	36114	149	38012	140	38109	142	38224	145
34551T	29	35231	217	36116	149	38013	140	38110	142	38225	145
34552	29	35232	217	36116SS	149	38014	140	38111	142	38226	145
34552T	29	35233	217	36118	149	38015	147	38113	142	38227	145
34553T	29	35235	217	36120	149	38016	147	38114	142	38228	145
34561	29	35236	217	36120SS	149	38018	140	38115	142	38229	145
34562	29	35237	217	36121	149	38019	140	38116	142	38235	145
34562T	29	35238	217	36130	149	38020	140	38117	142	38236	145
34563	29	35240	216	36130SS	149	38021	140	38118	142	38237	145
34563T	29	35241	216	36132	150	38022	140	38119	142	38239	145
34564T	29	35242	217	36140	150	38023	140	38124	143	38240	145
34565	29	35243	216	36140SS	150	38028	140	38125	143	38241	145
34565T	29	35244	216	36141	150	38029	140	38126	143	38243	145
34567	29	35246	217	36142	150	38030	140	38127	143	38244	145
34567T	29	35247	217	36144	150	38035	140	38128	143	38246	145
34568	29	35248	217	36146	150	38036	140	38129	143	38278	145
34568T	29	35249	217	36146SS	150	38037	140	38132	143	38279	145
34572	28	35250	217	36148	150	38038	140	38133	143	38300	146
34572T	28	35251	217	36150	150	38039	140	38134	143	38301	146
34579	28	35252	217	36150SS	150	38040	140	38136	143	38306	146
34580	28	35253	217	36152	150	38041	140	38137	143	38307	146
34581	28	35254	217	36160	151	38042	140	38138	143	38312	146
34583	28	35257	217	36164	151	38043	140	38139	143	38313	146
34584	28	35258	217	36164SS	151	38044	141	38140	143	38318	147
34585	28	35259	217	36166	151	38045	141	38141	143	38319	147
34586	28	35260	217	36166SS	151	38046	141	38142	143	38324	148
34587	28	35261	217	36168	151	38047	141	38143	143	38325	148
34588	28	35263	216	36170	151	38048	140	38144	143	38326	148
34589	28	35268	216	36172	151	38049	141	38146	143	38327	148
34590	28	35270	216	36174	151	38052	141	38148	143	38328	148
34591	28	35271	216	36176	151	38053	141	38149	143	38333	148
34592	28	35272	216	36178	151	38054	141	38150	143	38334	148
34595	28	35273	216	36180	152	38055	141	38151	143	38335	148
34600	29	35276	216	36182	152	38057	141	38152	143	38336	148
34601	29	35277	216	36184	152	38059	141	38152S	143	38337	148
34610	29	35278	216	36186	152	38060	141	38153	143	38342	148
34611	29	35279	216	36188	152	38061	141	38154	143	38343	148
34612	29	35280	216	36200	152	38062	141	38154S	143	38344	148
34613	29	35281	216	36205	152	38063	141	38155	143	38345	148
34621T	29	35284	217	36210	152	38064	141	38156	143	38346	148
34622T	29	35285	217	36212	152	38065	141	38157	143	38351	147
34625	28	35286	217	36214	152	38066	141	38158	143	38352	147
34633	29	35287	217	36216	152	38067	141	38161	144	38357	147
34633T	29	35290	216	36220	152	38068	141	38162	144	38358	147
34635T	29	35291	216	36264	216	38072	142	38163	144	38363	147
34638T	29	35292	216	36265	216	38073	142	38164	144	38364	147
34650T	29	35403LF	218	36269	216	38074	142	38165	144	38368	148
34652T	29	35403SS	218	36300	153	38075	142	38170	144	38369	148
34658	29	35404LF	218	36301	153	38076	142	38171	144	38370	148
34661	29	35404SS	218	36304	153	38077	142	38172	144	38371	148
34710	28	35405LF	218	36305	153	38078	142	38173	144	38372	148
34711	28	35405SS	218	36306	153	38078S	142	38174	144	38711	87
34712	28	35406LF	218	36307	153	38079	142	38179	144	38715	87
34713	28	35406SS	218	36308	153	38080	142	38180	144	38718	87
34714	28	35407LF	218	36309	153	38081	142	38181	144	38732	87
34715	28	35407SS	218	36310	153	38081S	142	38182	144	38761	87
34716	28	35408LF	218	36311	153	38082	142	38183	144	38769	87
34716	28	35408SS	218	36340	153	38083	142	38188	144	38770	87
34717	28	35413LF	218	36350	153	38084	142	38189	144	38800	24
34718	28	35413SS	218	36360	153	38085	142	38190	144	38802	24
34720	28	35414LF	218	36362	153	38086	142	38191	144	38806	24
34721	28	35414SS	218	36370	153	38087	142	38196	144	38808	24
34722	28	35415LF	218	36371	153	38088	142	38204	145	38810	24
34723	28	35415SS	218	36372	153	38090	142	38205	145	38828	24
34725	28	35416LF	218	36374	153	38091	142	38206	145	38830	24
34726	28	35416SS	218	36375	153	38092	142	38207	145	38832	24
34727	28	35417LF	218	36376	153	38093	142	38208	145	38834	24
34728	28	35417SS	218	36377	153	38094	142	38209	145	38836	24
35130	62	35418LF	218	38000	140	38095	142	38210	145	38860	24
35131	62	35418SS	218	38001	140	38101	142	38211	145	38862	24
35132	62	35420LF	218	38002	140	38102	142	38212	145	38864	24
35133	62	35420SS	218	38003	140	38103	142	38213	145	38866	24

MIDLAND INDUSTRIES

NUMERICAL INDEX

Part#	Page	Part#	Page	Part#	Page	Part#	Page	Part#	Page	Part#	Page
38868	24	38970GC	529	39544	515	39765	524	40031	276	40119	278
38873	25	38970R	529	39550	515	39766	524	40032	276	40120	279
38874	25	38970RA	529	39551	515	39768	524	40033	276	40121	279
38910	530	38970RC	529	39552	515	39769	524	40034	276	40122	279
38915	530	38975	529	39556	515	39772	523	40035	276	40123	279
38920	530	38975BA	529	39557	515	39773	523	40036	276	40124	279
38923	530	38975BC	529	39558	515	39774	523	40040	277	40125	279
38926	530	38975G	529	39560	515	39775	523	40041	277	40126	279
38927	530	38975GA	529	39563	516	39778	524	40042	277	40127	279
38950	529	38975GC	529	39564	516	39779	524	40043	277	40128	279
38950B2	529	39318	147	39566	515	39782	524	40044	277	40129	279
38951	529	39319	147	39570	516	39783	524	40045	277	40130	279
38951B1	529	39357	147	39572	516	39786	523	40046	277	40131	279
38951BA	529	39358	147	39573	516	39787	523	40047	277	40132	279
38952	529	39409	510	39574	516	39788	523	40048	277	40133	279
38952BA	529	39410	510	39575	516	39789	523	40049	277	40134	279
38952G	529	39411	510	39592	519	39792	525	40050	277	40135	279
38952G1	529	39411	511	39595	155	39793	525	40051	277	40136	279
38952GA	529	39412	510	39595	519	39794	525	40052	277	40140	279
38952O	529	39413	510	39596	155	39795	525	40053	277	40141	279
38952OA	529	39414	510	39596	519	39800	525	40054	277	40142	279
38952R	529	39415	510	39597	155	39801	525	40055	277	40143	279
38952R1	529	39416	510	39597	519	39802	525	40056	277	40144	279
38952RA	529	39418	510	39600	155	39803	525	40060	277	40145	279
38952U	529	39419	510	39600	519	39805	525	40061	277	40146	279
38952U1	529	39425	510	39604	519	39807	524	40062	277	40147	279
38952UA	529	39426	510	39605	519	39809	524	40063	277	40148	279
38952Y	529	39436	512	39606	519	39814	525	40064	277	40149	279
38952Y1	529	39437	512	39610	519	39818	523	40065	277	40150	279
38952YA	529	39438	512	39611	519	39819	523	40066	277	40151	279
38953	529	39442	512	39613	519	39820	523	40067	277	40152	279
38953B1	529	39443	512	39614	519	39828	513	40068	277	40153	279
38953BA	529	39444	512	39615	519	39829	513	40069	277	40154	279
38954	529	39446	512	39616	520	39830	513	40070	277	40155	279
38954B5	529	39447	512	39655	518	39832	513	40071	277	40156	279
38954BA	529	39448	512	39656	518	39833	513	40072	277	40160	280
38960	529	39451	512	39657	518	39834	513	40073	277	40161	280
38960B5	529	39452	512	39658	518	39855	510	40074	277	40162	280
38960BA	529	39453	512	39659	518	39856	510	40075	277	40163	280
38960G	529	39454	512	39660	518	39857	510	40076	277	40164	280
38960G5	529	39457	512	39661	518	39860	516	40079	277	40165	280
38960GA	529	39459	512	39662	518	39870	513	40080	278	40166	280
38960O	529	39460	512	39663	518	39871	513	40081	278	40167	280
38960O5	529	39461	512	39665	518	39874	513	40082	278	40168	280
38960OA	529	39462	512	39667	518	39875	513	40083	278	40169	280
38960R	529	39463	511	39669	518	39877	513	40084	278	40170	280
38960R5	529	39464	511	39672	517	39878	513	40085	278	40171	280
38960RA	529	39466	512	39673	517	40001	276	40086	278	40172	280
38960U	529	39467	512	39674	517	40002	276	40087	278	40173	280
38960U5	529	39468	512	39675	517	40003	276	40088	278	40174	280
38960UA	529	39469	511	39676	517	40004	276	40089	278	40175	280
38960Y	529	39470	512	39677	517	40005	276	40090	278	40176	280
38960Y5	529	39471	511	39684	520	40006	276	40091	278	40178	280
38960YA	529	39472	511	39687	520	40007	276	40092	278	40179	280
38965	529	39473	511	39688	520	40008	276	40093	278	40180	280
38965B5	529	39474	512	39689	520	40009	276	40094	278	40181	280
38965BA	529	39475	512	39690	520	40010	276	40095	278	40182	280
38965G	529	39477	511	39712	526	40011	276	40096	278	40183	280
38965G5	529	39506	513	39713	526	40012	276	40097	278	40184	280
38965GA	529	39507	513	39736	521	40013	276	40098	278	40185	280
38965O	529	39508	513	39737	521	40014	276	40100	278	40186	280
38965O5	529	39509	514	39738	521	40015	276	40101	278	40187	280
38965OA	529	39510	514	39739	521	40016	276	40102	278	40193	280
38965R	529	39511	513	39740	521	40017	276	40103	278	40200	281
38965R5	529	39512	513	39741	521	40018	276	40104	278	40201	281
38965RA	529	39515	514	39742	522	40019	276	40105	278	40202	281
38965U	529	39520	514	39743	522	40020	276	40106	278	40203	281
38965U5	529	39521	514	39744	522	40021	276	40107	278	40204	281
38965UA	529	39522	514	39745	522	40022	276	40108	278	40205	281
38965Y	529	39524	514	39748	522	40023	276	40109	278	40206	281
38965Y5	529	39530	514	39749	522	40024	276	40110	278	40207	281
38965YA	529	39531	514	39752	522	40025	276	40111	278	40209	281
38970	529	39535	515	39753	522	40026	276	40112	278	40213	281
38970BA	529	39537	515	39754	522	40027	276	40113	278	40220	281
38970BC	529	39541	515	39757	523	40028	276	40114	278	40221	281
38970G	529	39542	515	39758	523	40029	276	40115	278	40222	281
38970GA	529	39543	515	39764	524	40030	276	40118	278	40223	281

MIDLAND INDUSTRIES

NUMERICAL INDEX

Part#	Page	Part#	Page	Part#	Page	Part#	Page	Part#	Page	Part#	Page
40224	281	44104LF	285	44183	286	44292LF	289	44437	291	44506	293
40225	281	44105	285	44183LF	286	44293LF	289	44437LF	291	44506LF	293
40226	281	44105LF	285	44184	286	44296	289	44438	291	44507	293
40234	281	44106	285	44184LF	286	44296LF	289	44438LF	291	44507LF	293
40245	277	44106LF	285	44185	286	44298	289	44440	291	44508	293
40254	281	44107	285	44185LF	286	44298LF	289	44440LF	291	44508LF	293
40256	281	44107LF	285	44186	286	44301	289	44441	291	44509	293
40259	281	44108	285	44186LF	286	44301LF	289	44441LF	291	44509LF	293
40260	281	44108LF	285	44187	286	44303	289	44442	291	44510	293
40261	281	44109	285	44187LF	286	44303LF	289	44442LF	291	44510LF	293
41040	282	44109LF	285	44188	286	44306	289	44444	291	44511	293
41041	282	44110	285	44188LF	286	44306LF	289	44444LF	291	44511LF	293
41042	282	44110LF	285	44189	286	44314LF	289	44445	291	44512	293
41043	282	44112	285	44189LF	286	44315LF	289	44445LF	291	44512LF	293
41044	282	44112LF	285	44190	286	44316LF	289	44446	291	44513	293
41045	282	44120	285	44190LF	286	44318LF	289	44446LF	291	44513LF	293
41046	282	44120LF	285	44191LF	286	44322LF	289	44447	291	44514	293
41047	282	44121LF	285	44200	287	44327LF	289	44447LF	291	44514LF	293
41048	282	44122	285	44201	287	44328LF	289	44448	291	44515	293
41049	282	44122LF	285	44201LF	287	44330LF	289	44448LF	291	44515LF	293
41050	282	44123	285	44202	287	44334LF	289	44449	291	44516	293
41054	282	44123LF	285	44202LF	287	44336LF	289	44449LF	291	44516LF	293
41056	282	44124	285	44203	287	44344LF	289	44450	291	44517	293
41060	282	44124LF	285	44203LF	287	44351LF	289	44450LF	291	44517LF	293
41061	282	44125	285	44204	287	44391	287	44451	291	44518	293
41062	282	44125LF	285	44204LF	287	44391LF	287	44451LF	291	44518LF	293
41063	282	44126LF	285	44205	287	44392	287	44452	291	44519	293
41064	282	44127	285	44205LF	287	44392LF	287	44452LF	291	44519LF	293
41065	282	44127LF	285	44206	287	44393	287	44453	291	44520	293
41066	282	44128LF	285	44206LF	287	44393LF	287	44453LF	291	44520LF	293
41067	282	44129LF	285	44207	287	44394	287	44454	291	44521	293
41068	282	44130LF	285	44207LF	287	44394LF	287	44454LF	291	44521LF	293
41069	282	44131	285	44208	287	44395	287	44456	291	44522	293
41070	282	44131LF	285	44208LF	287	44395LF	287	44456LF	291	44522LF	293
41074	282	44132LF	285	44250	288	44396	287	44458	291	44523	293
41075	282	44133LF	285	44250LF	288	44396LF	287	44458LF	291	44523LF	293
41076	282	44134	285	44251	288	44397	287	44461	291	44524	293
41077	282	44134LF	285	44251LF	288	44397LF	287	44461LF	291	44524LF	293
41079	282	44135LF	285	44252	288	44398	287	44462	291	44527	293
41080	283	44136LF	285	44252LF	288	44398LF	287	44462LF	291	44527LF	293
41081	283	44137	285	44253	288	44410	290	44463	291	44528	293
41082	283	44137LF	285	44253LF	288	44410LF	290	44463LF	291	44528LF	293
41083	283	44138LF	285	44254	288	44411	290	44470	292	44529	293
41084	283	44140	285	44254LF	288	44411LF	290	44470LF	292	44529LF	293
41085	283	44140LF	285	44255	288	44412	290	44471	292	44530	293
41086	283	44141LF	285	44255LF	288	44412LF	290	44471LF	292	44530LF	293
41087	283	44142LF	285	44256	288	44413	290	44472	292	44531	293
41088	283	44146LF	285	44256LF	288	44413LF	290	44472LF	292	44531LF	293
41089	283	44150LF	285	44257	288	44414	290	44473	292	44532	293
41090	283	44160	286	44257LF	288	44414LF	290	44473LF	292	44532LF	293
41100	283	44160LF	286	44258	288	44415	290	44474	292	44533LF	293
41101	283	44161	286	44258LF	288	44415LF	290	44474LF	292	44534	293
41102	283	44161LF	286	44259	288	44416	290	44475	292	44534LF	293
41103	283	44162	286	44259LF	288	44416LF	290	44475LF	292	44535	293
41104	283	44162LF	286	44260	288	44417	290	44476	292	44535LF	293
41105	283	44163	286	44260LF	288	44417LF	290	44476LF	292	44537	293
41106	283	44163LF	286	44261LF	288	44418	290	44477	292	44537LF	293
41107	283	44164	286	44268LF	289	44418LF	290	44477LF	292	44538	293
41108	283	44164LF	286	44270LF	289	44419	290	44478	292	44538LF	293
41109	283	44165	286	44273LF	289	44419LF	290	44478LF	292	44539	293
41244	282	44165LF	286	44276	289	44420	290	44479	292	44539LF	293
41245	282	44166	286	44276LF	289	44420LF	290	44479LF	292	44541	293
43200L	226	44166LF	286	44279LF	289	44421LF	290	44480	292	44541LF	293
43200T	226	44167	286	44280	289	44430	291	44480LF	292	44542LF	293
43204L	226	44167LF	286	44280LF	289	44430LF	291	44481LF	292	44543	293
43206L	226	44168	286	44282	289	44431	291	44500	293	44543LF	293
43265LF	197	44168LF	286	44282LF	289	44431LF	291	44500LF	293	44557	293
43266LF	197	44169	286	44283	289	44432	291	44501	293	44600	292
44100	285	44169LF	286	44283LF	289	44432LF	291	44501LF	293	44600LF	292
44100LF	285	44170	286	44286	289	44433	291	44502	293	44601	292
44101	285	44170LF	286	44286LF	289	44433LF	291	44502LF	293	44601LF	292
44101LF	285	44180	286	44287	289	44434	291	44503	293	44602	292
44102	285	44180LF	286	44287LF	289	44434LF	291	44503LF	293	44602LF	292
44102LF	285	44181	286	44288LF	289	44435	291	44504	293	44603	292
44103	285	44181LF	286	44290LF	289	44435LF	291	44504LF	293	44603LF	292
44103LF	285	44182	286	44291	289	44436	291	44505	293	44604	292
44104	285	44182LF	286	44291LF	289	44436LF	291	44505LF	293	44604LF	292

MIDLAND INDUSTRIES

NUMERICAL INDEX

Part#	Page	Part#	Page	Part#	Page	Part#	Page	Part#	Page	Part#	Page
44605	292	44680LF	295	45127	297	46016LF	198	46161	157	46566	164
44605LF	292	44700	294	45160	297	46020	158	46161T	157	46567	164
44606	292	44700LF	294	45161	297	46021	158	46162	157	46568	164
44606LF	292	44701	294	45162	297	46021LF	198	46165	157	46569	164
44607	292	44701LF	294	45163	297	46022	158	46166	157	46570	164
44607LF	292	44702	294	45163LF	297	46022LF	198	46166T	157	46571	164
44608	292	44702LF	294	45164	297	46023	158	46167	157	46572	164
44608LF	292	44703	294	45165	297	46023LF	198	46174LF	199	46573	164
44609	292	44703LF	294	45180	298	46028	158	46175LF	199	46575	164
44609LF	292	44704	294	45181	298	46029	158	46177LF	199	46576	164
44610	292	44704LF	294	45182	298	46029LF	198	46237	162	46577	164
44610LF	292	44705	294	45183	298	46031	158	46241	161	46578	164
44611LF	292	44705LF	294	45184	298	46036	159	46243	161	46600	501
44630LF	294	44706	294	45185	298	46038	159	46244	161	46600	502
44631LF	294	44706LF	294	45200	297	46039	159	46247	161	46600	503
44632LF	294	44707	294	45201	297	46040	159	46248	161	46605	501
44633	294	44707LF	294	45202	297	46045	159	46250	161	46605	502
44633LF	294	44708	294	45203	297	46045LF	198	46251	161	46607	501
44634	294	44708LF	294	45204	297	46046	159	46252	161	46615	500
44634LF	294	44720	295	45250	298	46046LF	198	46255	161	46620	498
44635	294	44721	295	45251	298	46048	159	46256	161	46621	498
44635LF	294	44722	295	45252	298	46050	159	46257	161	46622	498
44636	294	44723	295	45252LF	297	46051	159	46260	161	46630	498
44636LF	294	44724	295	45253	298	46051LF	199	46270	262	46631	498
44637	294	44725	295	45253LF	297	46055	159	46277	262	46650	107
44637LF	294	44726	295	45254	298	46055LF	198	46400	160	46651	107
44638	294	44727	295	45255	298	46056	159	46400M	160	46652	107
44638LF	294	44728	295	45393	297	46056LF	198	46401	160	46653	107
44639	294	44729	295	45394	297	46056P	159	46401M	160	46660	107
44639LF	294	44730M	295	45410	298	46060	159	46406M	160	46661	107
44640	294	44740	295	45411	298	46060LF	198	46411	160	46662	107
44640LF	294	44742	295	45412	298	46061	159	46429M	160	46663	107
44641	294	44753	295	45412LF	297	46061LF	159	46430M	160	46670	107
44641LF	294	44780LF	296	45413	298	46061LF	198	46440	163	46671	107
44650	294	44781LF	296	45413LF	297	46064	155	46443	163	46672	107
44650LF	294	44782LF	296	45414	298	46066	155	46450	160	46680	107
44651	294	44783LF	296	45415	298	46067	155	46451	160	46681	107
44651LF	294	44784LF	296	45432	298	46069	155	46455	160	46682	107
44652	294	44785LF	296	45435	298	46070	155	46457	160	46830	163
44652LF	294	44790LF	296	45438	298	46071	155	46465	160	46832	163
44653	294	44791LF	296	45439	298	46072	155	46466	160	46833	163
44653LF	294	44792LF	296	45470	298	46073	155	46475	160	46834	163
44654	294	44793LF	296	45471	298	46074	156	46485	160	46875	163
44654LF	294	44794LF	296	45472	298	46075	156	46500	164	46878	163
44655	294	44795LF	296	45473	298	46076	156	46505	164	46900	163
44655LF	294	44796LF	296	45474	298	46077	156	46510	164	46903	163
44656	294	44797LF	296	45475	298	46078	156	46511	164	46903I	234
44656LF	294	44798LF	296	45502	298	46079	156	46512	164	46903SS	251
44657	294	44799LF	296	45504	298	46080	156	46513	164	46904I	234
44657LF	294	44800LF	296	45505	298	46081	156	46514	164	46904SS	251
44658	294	44827LF	296	45509	298	46082	156	46515	164	46905SS	251
44658LF	294	44828LF	296	45513	298	46083	156	46516	164	46910	163
44659	294	44829LF	296	45600	298	46084	156	46520	162	46912	163
44659LF	294	44830LF	296	45601	298	46085	156	46520A	162	46912SS	251
44660	294	44831LF	296	45602	298	46086	156	46521	162	46913SS	251
44660LF	294	44840LF	299	45603	298	46087	156	46523	162	46914SS	251
44662	294	44840LF	364	45604	298	46088	156	46523A	162	46920	163
44662LF	294	44841LF	299	45605	298	46089	156	46529	162	46921	163
44670	295	44841LF	364	45606	298	46089A	156	46530	162	46922A	163
44670LF	295	44842LF	299	45652	298	46090ALF	199	46530A	162	46922I	234
44671	295	44842LF	364	45653	298	46090HLF	199	46531	162	46922SS	251
44671LF	295	44843LF	299	45654	298	46091LF	199	46531A	162	46923	163
44672	295	44843LF	364	45655	298	46093LF	199	46532	162	46923I	234
44672LF	295	44844LF	299	45657	298	46099LF	199	46532A	162	46923SS	251
44673	295	44844LF	364	46002	158	46130	157	46540	12	46924	163
44673LF	295	44845LF	299	46002LF	198	46131	157	46541	12	46924I	234
44674	295	45100	297	46003	158	46132	157	46560	164	46924SS	251
44674LF	295	45101	297	46003LF	198	46134	157	46560V	164	46925	163
44675	295	45102	297	46005LF	198	46140	157	46561	164	46930	236
44675LF	295	45102LF	297	46011	158	46141	157	46561V	164	46930S	236
44676	295	45103	297	46011LF	198	46142	157	46562	164	46930SS	250
44676LF	295	45103LF	297	46011X	158	46143	157	46562V	164	46930T	236
44677	295	45104	297	46012	158	46151	157	46563	164	46931	236
44677LF	295	45104LF	297	46012LF	198	46152	157	46563V	164	46931S	236
44678	295	45105	297	46013	158	46152T	157	46564	164	46931SS	250
44678LF	295	45105LF	297	46013LF	198	46153	157	46564V	164	46931T	236
44679LF	295	45124	297	46015LF	198	46160	157	46565	164	46932	236

MIDLAND INDUSTRIES

NUMERICAL INDEX

Part#	Page	Part#	Page	Part#	Page	Part#	Page	Part#	Page	Part#	Page
46932S	236	48064	304	48169	307	49080	305	50004	503	55120	366
46932SS	250	48065	304	48170	307	49081	305	50004	548	55121	366
46932T	236	48066	304	48171	307	49082	305	50008	548	55122	366
46933	236	48067	304	48172	307	49083	305	50011	62	55123	366
46933S	236	48068	304	48174	307	49084	305	50016	38	55124	366
46933SS	250	48069	304	48180	307	49085	305	54042	548	55125	366
46933T	236	48070	304	48181	307	49086	305	54044	503	55126	366
46934	235	48071	304	48187	307	49087	305	54044	503	55127	366
46934LS	235	48072	304	48193	307	49088	305	54044	504	55128	366
46934LT	235	48073	304	48200	307	49089	305	54044	504	55129	366
46934SS	250	48074	304	48201	307	49090	305	54044	548	55132	366
46935	235	48075	304	48203	307	49091	305	54046	548	55140	367
46935LS	235	48076	304	48205	307	49092	305	54048	548	55141	367
46935LT	235	48080	305	48207	307	49094	305	55002	550	55142	367
46935SS	250	48081	305	48209	307	49096	305	55004	550	55143	367
46936	235	48082	305	48213	307	49100	305	55006	550	55144	367
46936LS	235	48083	305	48220	307	49101	305	55008	550	55145	367
46936LT	235	48084	305	48227	307	49102	305	55018	551	55146	367
46936SS	250	48085	305	49001	303	49103	305	55022	551	55147	367
46937	235	48086	305	49002	303	49104	305	55024	551	55148	367
46937LS	235	48087	305	49003	303	49105	305	55026	551	55149	367
46937SS	250	48088	305	49004	303	49106	305	55032	551	55150	367
46951	163	48089	305	49005	303	49107	305	55034	551	55151	367
46956	163	48090	305	49006	303	49108	305	55036	551	55160	367
46980	163	48091	305	49007	303	49109	305	55038	551	55161	367
46981	163	48092	305	49008	303	49110	305	55042	551	55162	367
46986	162	48094	305	49009	303	49111	305	55044	551	55163	367
46987	162	48096	305	49010	303	49113	305	55046	551	55164	367
46988	162	48100	305	49011	303	49115	305	55048	551	55165	367
46989	162	48101	305	49013	303	49120	306	55054	551	55166	367
47042	163	48102	305	49017	303	49121	306	55056	551	55167	367
48001	303	48103	305	49020	303	49122	306	55058	551	55168	367
48002	303	48104	305	49021	303	49123	306	55060	366	55170	367
48003	303	48105	305	49022	303	49124	306	55061	366	55174	367
48004	303	48106	305	49023	303	49125	306	55062	366	55179	367
48005	303	48107	305	49024	303	49126	306	55063	366	55200	367
48006	303	48108	305	49025	303	49127	306	55064	366	55201	367
48007	303	48109	305	49026	303	49128	306	55065	366	55203	367
48008	303	48110	305	49027	303	49129	306	55066	366	55205	367
48009	303	48111	305	49028	303	49140	306	55067	366	55207	367
48010	303	48113	305	49029	303	49141	306	55068	366	55209	367
48011	303	48115	305	49030	303	49142	306	55069	366	55211	367
48015	303	48120	306	49031	303	49143	306	55070	366	55213	367
48020	303	48121	306	49032	303	49144	306	55072	366	55241	366
48021	303	48122	306	49033	303	49145	306	55074	366	56001	317
48022	303	48123	306	49034	303	49146	306	55075	366	56002	317
48023	303	48124	306	49035	303	49147	306	55076	366	56003	317
48024	303	48125	306	49036	303	49148	306	55080	366	56004	317
48025	303	48126	306	49037	303	49149	306	55081	366	56005	317
48026	303	48127	306	49038	303	49151	306	55082	366	56006	317
48027	303	48128	306	49040	304	49153	306	55083	366	56007	317
48028	303	48129	306	49041	304	49160	307	55084	366	56008	317
48029	303	48131	306	49042	304	49161	307	55085	366	56009	317
48030	303	48135	306	49043	304	49162	307	55086	366	56010	317
48031	303	48140	306	49044	304	49163	307	55087	366	56011	317
48032	303	48141	306	49045	304	49164	307	55088	366	56012	317
48034	303	48142	306	49046	304	49165	307	55089	366	56013	317
48036	303	48143	306	49047	304	49166	307	55090	366	56014	317
48040	304	48144	306	49048	304	49167	307	55092	366	56015	317
48041	304	48145	306	49049	304	49168	307	55093	366	56017	317
48042	304	48146	306	49050	304	49169	307	55096	366	56020	317
48043	304	48147	306	49052	304	49170	307	55097	366	56021	317
48044	304	48148	306	49054	304	49200	307	55098	366	56022	317
48045	304	48149	306	49054	304	49201	307	55100	366	56023	317
48046	304	48151	306	49061	304	49203	307	55101	366	56024	317
48047	304	48152	306	49062	304	49205	307	55102	366	56025	317
48048	304	48153	306	49063	304	49207	307	55103	366	56026	317
48049	304	48155	306	49064	304	49209	307	55104	366	56027	317
48050	304	48160	307	49065	304	49213	307	55105	366	56028	317
48052	304	48161	307	49066	304	49220	307	55106	366	56029	317
48053	304	48162	307	49067	304	49223	307	55107	366	56030	317
48054	304	48163	307	49068	304	49234	307	55108	366	56031	317
48056	304	48164	307	49069	304	49236	307	55109	366	56032	317
48060	304	48165	307	49070	304	49240	307	55111	366	56033	317
48061	304	48166	307	49072	304	50001	62	55115	366	56034	317
48062	304	48167	307	49074	304	50002	548	55116	366	56035	317
48063	304	48168	307	49076	304	50004	503	55117	366	56036	317

MIDLAND INDUSTRIES

NUMERICAL INDEX

Part#	Page	Part#	Page	Part#	Page	Part#	Page	Part#	Page	Part#	Page
56038	317	56128	321	56241	318	57034	317	57127	321	57205	323
56040	318	56129	321	56242	318	57035	317	57128	321	57206	323
56041	318	56130	321	56243	318	57036	317	57129	321	57207	323
56042	318	56131	321	56244	318	57040	318	57130	321	57207TV	333
56043	318	56132	321	56245	318	57041	318	57131	321	57207V	334
56044	318	56133	321	56246	318	57042	318	57132	321	57208	323
56045	318	56134	321	56250	319	57043	318	57133	321	57209	323
56046	318	56135	321	56251	319	57044	318	57134	321	57209TV	333
56047	318	56140	321	56252	319	57045	318	57135	321	57209V	334
56048	318	56141	321	56253	319	57046	318	57140	321	57210	323
56049	318	56142	321	56254	319	57047	318	57141	321	57211	323
56050	318	56143	321	56255	319	57048	318	57142	321	57211TV	333
56051	318	56144	321	56256	319	57049	318	57143	321	57211V	334
56052	318	56145	321	56257	319	57050	318	57144	321	57212	323
56053	318	56146	321	56260	320	57051	318	57145	321	57213	323
56054	318	56147	321	56261	320	57052	318	57146	321	57213TV	333
56055	318	56148	321	56262	320	57053	318	57147	321	57213V	334
56056	318	56149	321	56263	320	57054	318	57148	321	57220	323
56058	552	56150	321	56264	320	57055	318	57149	321	57222GBS	334
56060	318	56151	321	56265	320	57056	318	57150	321	57222TV	333
56061	318	56152	321	56266	320	57060	318	57151	321	57223	323
56062	318	56153	321	56267	320	57061	318	57152	321	57223TV	333
56063	318	56154	321	56270	321	57062	318	57153	321	57223V	334
56064	318	56155	321	56271	321	57063	318	57154	321	57224	323
56065	318	56160	322	56272	321	57064	318	57155	321	57225	323
56066	318	56161	322	56273	321	57065	318	57160	322	57226	323
56067	318	56162	322	56275	321	57066	318	57161	322	57227	323
56068	318	56163	322	56276	321	57067	318	57162	322	57227TV	333
56069	318	56164	322	56280	321	57068	318	57162GBS	334	57227TV	334
56070	318	56165	322	56281	321	57069	318	57162TV	333	57228	323
56071	318	56166	322	56282	321	57070	318	57162V	334	57228TV	333
56072	318	56167	322	56283	321	57071	318	57163	322	57228V	334
56073	318	56168	322	56285	321	57072	318	57164	322	57229	323
56074	318	56169	322	56286	321	57073	318	57164TV	333	57229TV	333
56075	318	56170	322	56290	322	57074	318	57164V	334	57229V	334
56076	318	56171	322	56291	322	57075	318	57165	322	57240	318
56080	319	56172	322	56292	322	57076	318	57166	322	57241	318
56081	319	56173	322	56293	322	57080	319	57167	322	57242	318
56082	319	56174	322	56294	322	57081	319	57168	322	57243	318
56083	319	56180	322	56295	322	57082	319	57168TV	333	57244	318
56084	319	56181	322	56296	322	57083	319	57168V	334	57245	318
56085	319	56182	322	56297	322	57084	319	57169	322	57246	318
56086	319	56183	322	56300	324	57085	319	57170	322	57250	319
56087	319	56184	322	56330	323	57086	319	57170TV	333	57251	319
56088	319	56185	322	56331	323	57087	319	57170V	334	57252	319
56089	319	56186	322	56332	323	57088	319	57171	322	57253	319
56090	319	56187	322	56430	318	57089	319	57172	322	57254	319
56091	319	56188	322	57001	317	57090	319	57172TV	333	57255	319
56092	319	56189	322	57002	317	57091	319	57172V	334	57256	319
56093	319	56190	322	57003	317	57092	319	57173	322	57257	319
56094	319	56191	322	57004	317	57093	319	57174	322	57260	320
56095	319	56192	322	57005	317	57094	319	57174TV	333	57261	320
56096	319	56193	322	57006	317	57095	319	57174V	334	57262	320
56100	320	56200	323	57007	317	57096	319	57180	322	57263	320
56101	320	56201	323	57008	317	57100	320	57181	322	57264	320
56102	320	56202	323	57009	317	57101	320	57182	322	57265	320
56103	320	56203	323	57010	317	57102	320	57183	322	57266	320
56104	320	56204	323	57011	317	57103	320	57184	322	57267	320
56105	320	56205	323	57012	317	57104	320	57185	322	57270	321
56106	320	56206	323	57013	317	57105	320	57186	322	57271	321
56107	320	56207	323	57014	317	57106	320	57187	322	57272	321
56108	320	56208	323	57015	317	57107	320	57188	322	57273	321
56109	320	56209	323	57017	317	57108	320	57189	322	57275	321
56110	320	56210	323	57020	317	57109	320	57190	322	57275	321
56111	320	56211	323	57021	317	57110	320	57191	322	57276	321
56112	320	56212	323	57022	317	57111	320	57192	322	57280	321
56113	320	56213	323	57023	317	57112	320	57193	322	57281	321
56114	320	56220	323	57024	317	57113	320	57200	323	57282	321
56115	320	56221	323	57025	317	57114	320	57201	323	57283	321
56120	321	56223	323	57026	317	57115	320	57201GBS	334	57285	321
56121	321	56224	323	57027	317	57120	321	57201TV	333	57286	321
56122	321	56225	323	57028	317	57121	321	57201V	334	57290	322
56123	321	56226	323	57029	317	57122	321	57202	323	57291	322
56124	321	56227	323	57030	317	57123	321	57203	323	57292	322
56125	321	56228	323	57031	317	57124	321	57203TV	333	57293	322
56126	321	56229	323	57032	317	57125	321	57203V	334	57294	322
56127	321	56240	318	57033	317	57126	321	57204	323	57295	322

MIDLAND INDUSTRIES

NUMERICAL INDEX

Part#	Page	Part#	Page	Part#	Page	Part#	Page	Part#	Page	Part#	Page
57296	322	59069SMLS	327	59150SMLS	329	59221SMLS	331	62183	309	62451	311
57297	322	59070SMLS	327	59151SMLS	329	59221TV	333	62184	309	62452	311
57300	324	59070SMLSXX	332	59152SMLS	329	59221V	334	62185	309	62453	311
57301	324	59071SMLS	327	59153SMLS	329	59222TV	333	62186	309	62454	311
57304	324	59072SMLS	327	59154SMLS	329	59223SMLS	331	62187	309	62455	311
57305	324	59073SMLS	327	59155SMLS	329	59224SMLS	331	62188	309	62456	311
57306	324	59074SMLS	327	59160SMLS	330	59225SMLS	331	62189	309	62457	311
57308	324	59075SMLS	327	59160SMLSXX	332	59225TV	333	62190	309	62459	311
57311	323	59076SMLS	327	59161SMLS	330	59225V	334	62191	309	62462	311
57320	324	59080SMLS	328	59161SMLSXX	332	59226SMLS	331	62250	310	62470	312
57322	324	59080SMLSXX	332	59162SMLS	330	59227SMLS	331	62251	310	62471	312
57324	324	59081SMLS	328	59162SMLSXX	332	59227TV	333	62252	310	62472	312
57326	324	59082SMLS	328	59162TV	333	59227V	334	62253	310	62473	312
57328	324	59082SMLSXX	332	59162V	334	59228SMLS	331	62254	310	62474	312
57330	323	59083SMLS	328	59163SMLS	330	59229SMLS	331	62255	310	62475	312
57331	323	59084SMLS	328	59163SMLSXX	332	59229TV	333	62256	310	62476	312
57332	323	59085SMLS	328	59164SMLS	330	59229V	334	62257	310	62477	312
57332TV	333	59086SMLS	328	59164SMLSXX	332	59231SMLS	331	62258	310	62478	312
57332V	334	59086SMLSXX	332	59164TV	333	59231TV	333	62259	310	62480	312
57400GBS	334	59087SMLS	328	59164V	334	59231V	334	62260	310	62481	312
57430	318	59088SMLS	328	59165SMLS	330	59300SMLS	331	62391	310	62500	313
57431	318	59089SMLS	328	59166SMLS	330	59301SMLS	331	62392	310	62501	313
57500GBS	334	59090SMLS	328	59166SMLSXX	332	59305SMLS	331	62393	310	62502	313
57600GBS	334	59090SMLSXX	332	59167SMLS	330	59306SMLS	331	62394	310	62503	313
59001SMLS	326	59091SMLS	328	59168SMLS	330	59308SMLS	331	62395	310	62504	313
59002SMLS	326	59092SMLS	328	59168SMLSXX	332	61447	396	62396	310	62505	313
59003SMLS	326	59094SMLS	328	59168TV	333	61448	396	62397	310	62506	313
59004SMLS	326	59096SMLS	328	59168V	334	61449	396	62398	310	62507	313
59005SMLS	326	59100SMLS	328	59169SMLS	330	61450	396	62410	311	62508	313
59006SMLS	326	59100SMLSXX	332	59169SMLSXX	332	61451	396	62410B	311	62509	313
59007SMLS	326	59101SMLS	328	59170SMLS	330	61452	396	62411	311	62510	313
59009SMLS	326	59101SMLSXX	332	59170SMLSXX	332	61453	396	62411B	311	62511	313
59010SMLS	326	59102SMLS	328	59170TV	333	61454	396	62412	311	62512	313
59011SMLS	326	59103SMLS	328	59170V	334	61455	396	62412B	311	62513	313
59020SMLS	326	59103SMLSXX	332	59171SMLS	330	61457	396	62413	311	62515	313
59021SMLS	326	59104SMLS	328	59171SMLSXX	332	61775	301	62413B	311	62516	313
59022SMLS	326	59105SMLS	328	59172SMLS	330	61775	335	62414	311	62517	313
59023SMLS	326	59105SMLSXX	332	59172SMLSXX	332	61776	301	62414B	311	62518	313
59024SMLS	326	59106SMLS	328	59172TV	333	61776	335	62415	311	62521	313
59025SMLS	326	59107SMLS	328	59172V	334	61777	301	62415B	311	62522	313
59026SMLS	326	59108SMLS	328	59173SMLS	330	61777	335	62415DC	301	62524	313
59027SMLS	326	59109SMLS	328	59174SMLS	330	61778	301	62415HDDC	301	62527	313
59028SMLS	326	59109SMLSXX	332	59174SMLSXX	332	61778	335	62416	311	62528	313
59029SMLS	326	59110SMLS	328	59174TV	333	62075	312	62416B	311	62529	313
59030SMLS	326	59111SMLS	328	59174V	334	62076	312	62416DC	301	62530	313
59031SMLS	326	59111SMLSXX	332	59179SMLSXX	332	62077	312	62416HDDC	301	62531	313
59032SMLS	326	59112SMLS	328	59180SMLS	330	62078	312	62417	311	62532	313
59033SMLS	326	59113SMLS	328	59181SMLS	330	62079	312	62417B	311	62534	313
59034SMLS	326	59114SMLS	328	59182SMLS	330	62080	312	62417DC	301	62535	313
59036SMLS	326	59115SMLS	328	59183SMLS	330	62081	312	62417HDDC	301	62536	313
59040SMLS	327	59115SMLSXX	332	59184SMLS	330	62082	312	62418	311	62537	313
59041SMLS	327	59120SMLS	329	59185SMLS	330	62083	312	62418B	311	62538	313
59042SMLS	327	59121SMLS	329	59186SMLS	330	62100	309	62418DC	301	62539	313
59043SMLS	327	59122SMLS	329	59187SMLS	330	62101	309	62418HDDC	301	62543	313
59044SMLS	327	59123SMLS	329	59188SMLS	330	62102	309	62419	311	62547	313
59045SMLS	327	59124SMLS	329	59189SMLS	330	62103	309	62420	311	62557	313
59046SMLS	327	59125SMLS	329	59190SMLS	330	62104	309	62420B	311	62559	313
59047SMLS	327	59126SMLS	329	59191SMLS	330	62105	309	62421	311	62600	312
59048SMLS	327	59127SMLS	329	59192SMLS	330	62106	309	62428	311	62601	312
59049SMLS	327	59128SMLS	329	59193SMLS	330	62107	309	62430	311	62602	312
59050SMLS	327	59129SMLS	329	59196SMLS	330	62108	309	62431	311	62603	312
59052SMLS	327	59130SMLS	329	59197SMLS	330	62109	309	62432	311	62604	312
59054SMLS	327	59131SMLS	329	59198SMLS	330	62110	309	62433	311	62605	312
59056SMLS	327	59132SMLS	329	59199SMLS	330	62112	309	62434	311	62606	312
59060SMLS	327	59133SMLS	329	59201TV	333	62160	309	62435	311	62607	312
59060SMLSXX	332	59134SMLS	329	59201V	334	62161	309	62436	311	62608	312
59061SMLS	327	59135SMLS	329	59203TV	333	62162	309	62437	311	62609	312
59062SMLS	327	59140SMLS	329	59203V	334	62163	309	62438	311	62610	312
59062SMLSXX	332	59141SMLS	329	59207TV	333	62164	309	62440	311	62630	314
59063SMLS	327	59142SMLS	329	59207V	334	62165	309	62441	311	62631	314
59064SMLS	327	59143SMLS	329	59209TV	333	62166	309	62442	311	62632	314
59064SMLSXX	332	59144SMLS	329	59209V	334	62167	309	62445	311	62633	314
59065SMLS	327	59145SMLS	329	59211TV	333	62168	309	62446	311	62634	314
59066SMLS	327	59146SMLS	329	59211V	334	62169	309	62447	311	62635	314
59066SMLSXX	332	59147SMLS	329	59213TV	333	62180	309	62448	311	62636	314
59067SMLS	327	59148SMLS	329	59213V	334	62181	309	62449	311	62637	314
59068SMLS	327	59149SMLS	329	59220SMLS	331	62182	309	62450	311	62638	314

MIDLAND INDUSTRIES

NUMERICAL INDEX

Part#	Page	Part#	Page	Part#	Page	Part#	Page	Part#	Page	Part#	Page
62640	314	63168	309	63448	311	63657	314	64124	338	64289	340
62653	314	63170	309	63449	311	63658	314	64126	338	64291	340
62654	314	63171	309	63450	311	63660	315	64127	338	64294	341
62655	314	63180	309	63452	311	63661	315	64130	338	64296	341
62656	314	63181	309	63453	311	63662	315	64131	338	64297	341
62657	314	63182	309	63454	311	63663	315	64133	338	64298	340
62658	314	63183	309	63455	311	63664	315	64134	338	64299	340
62659	314	63184	309	63459	311	63665	315	64136	338	64300	340
62660	314	63185	309	63470	312	63670	314	64137	338	64301	340
62670	314	63186	309	63471	312	63671	314	64138	338	64303	340
62671	314	63187	309	63472	312	63672	314	64140	338	64306	340
62672	314	63188	309	63473	312	63680	315	64141	338	64309	341
62700	314	63190	309	63474	312	63681	315	64142	338	64316	340
62701	314	63192	309	63475	312	63682	315	64145	338	64317	340
62702	314	63214	13	63476	312	63683	315	64146	338	64318	340
62703	314	63215	13	63477	312	63684	315	64148	338	64319	340
62704	314	63216	13	63478	312	63701	314	64160	338	64322	340
62705	314	63217	13	63480	312	63702	314	64161	338	64327	340
62706	314	63218	13	63500	313	63703	314	64162	338	64328	340
62707	314	63250	310	63501	313	63704	314	64163	338	64330	340
62708	314	63251	310	63502	313	63705	314	64164	338	64334	340
62720	310	63252	310	63504	313	63706	314	64165	338	64336	340
62721	310	63253	310	63505	313	63707	314	64166	338	64343	340
62722	310	63254	310	63506	313	63708	314	64167	338	64351	340
62723	310	63255	310	63507	313	63720	310	64168	338	64363	341
62724	310	63256	310	63508	313	63721	310	64169	338	64364	341
62725	310	63257	310	63509	313	63722	310	64170	338	64372	341
62726	310	63258	310	63510	313	63723	310	64171	338	64383	341
62727	310	63260	310	63511	313	63724	310	64180	339	64384	341
62728	310	63261	310	63512	313	63725	310	64181	339	64385	341
62740	310	63390	310	63513	313	63726	310	64182	339	64386	341
62741	310	63391	310	63516	313	63727	310	64183	339	64390	339
62742	310	63392	310	63517	313	63728	310	64184	339	64391	339
62744	310	63393	310	63518	313	63740	310	64185	339	64392	339
62745	310	63394	310	63521	313	63741	310	64186	339	64393	339
62747	310	63395	310	63522	313	63742	310	64187	339	64394	339
62748	310	63396	310	63523	313	63744	310	64188	339	64395	339
62749	310	63397	310	63524	313	63745	310	64189	339	64396	339
62770	312	63398	310	63526	313	63747	310	64190	339	64397	339
62771	312	63400	310	63527	313	63748	310	64191	339	64398	339
62772	312	63401	310	63528	313	63749	310	64192	339	64399	339
62773	312	63410	311	63529	313	63759	315	64200	339	64400	339
62774	312	63410B	311	63530	313	63760	315	64201	339	64410	342
62775	312	63411	311	63531	313	63761	315	64202	339	64411	342
62776	312	63411B	311	63534	313	63762	315	64203	339	64412	342
62777	312	63412	311	63535	313	63763	315	64204	339	64413	342
62778	312	63412B	311	63537	313	63764	315	64205	339	64414	342
62779	312	63413	311	63538	313	63765	315	64206	339	64415	342
63075	312	63413B	311	63539	313	63771	312	64207	339	64416	342
63076	312	63414	311	63540	313	63772	312	64208	339	64417	342
63077	312	63414B	311	63541	313	63773	312	64209	339	64418	342
63078	312	63415	311	63543	313	63774	312	64210	339	64419	342
63079	312	63415B	311	63550	313	63775	312	64211	339	64420	342
63080	312	63416	311	63600	312	63776	312	64250	340	64421	342
63081	312	63416B	311	63601	312	63777	312	64251	340	64422	342
63082	312	63417	311	63602	312	63778	312	64252	340	64430	342
63083	312	63417B	311	63603	312	64002	553	64253	340	64431	342
63100	309	63418	311	63604	312	64003	553	64254	340	64432	342
63101	309	63418B	311	63605	312	64004	553	64255	340	64433	342
63102	309	63419	311	63606	312	64005	553	64256	340	64434	342
63103	309	63420	311	63607	312	64006	553	64257	340	64435	342
63104	309	63421	311	63608	312	64008	553	64258	340	64436	342
63105	309	63430	311	63610	312	64100	338	64259	340	64437	342
63106	309	63431	311	63610	312	64101	338	64260	340	64438	342
63107	309	63432	311	63630	314	64102	338	64261	340	64439	342
63108	309	63433	311	63631	314	64103	338	64262	340	64440	342
63109	309	63434	311	63632	314	64104	338	64262	340	64441	342
63110	309	63435	311	63633	314	64105	338	64268	340	64441	342
63112	309	63436	311	63634	314	64106	338	64269	340	64442	342
63160	309	63437	311	63635	314	64107	338	64273	340	64443	342
63161	309	63438	311	63636	314	64108	338	64276	340	64444	342
63162	309	63439	311	63637	314	64109	338	64279	340	64445	342
63163	309	63440	311	63638	314	64110	338	64280	340	64446	342
63164	309	63441	311	63641	314	64111	338	64282	340	64447	342
63165	309	63442	311	63643	314	64112	338	64283	340	64448	342
63166	309	63445	311	63654	314	64114	338	64286	340	64449	342
63167	309	63446	311	63655	314	64122	338	64287	341	64450	342
		63447	311	63656	314	64123	338	64288	341	64451	342

MIDLAND INDUSTRIES

NUMERICAL INDEX

Part#	Page	Part#	Page	Part#	Page	Part#	Page	Part#	Page	Part#	Page
64452	342	64551	343	65008	555	65252	340	65384	341	65477	344
64453	342	64552	343	65024	555	65253	340	65385	341	65478	344
64454	342	64553	343	65026	555	65254	340	65386	341	65479	344
64456	342	64573	345	65028	555	65255	340	65387	341	65480	344
64457	342	64574	345	65100	338	65256	340	65388	341	65481	344
64458	342	64575	345	65101	338	65257	340	65390	339	65482	344
64459	342	64576	345	65102	338	65258	340	65391	339	65486	342
64460	342	64577	345	65103	338	65259	340	65392	339	65491	342
64461	342	64578	345	65104	338	65260	340	65393	339	65500	343
64462	342	64583	345	65105	338	65261	340	65394	339	65501	343
64463	342	64584	345	65106	338	65262	340	65395	339	65502	343
64464	342	64585	345	65107	338	65264	340	65396	339	65503	343
64465	342	64586	345	65108	338	65267	341	65397	339	65504	343
64470	344	64587	345	65109	338	65268	340	65398	339	65505	343
64471	344	64588	345	65110	338	65269	340	65399	339	65506	343
64472	344	64600	344	65112	338	65273	340	65400	339	65507	343
64473	344	64601	344	65114	338	65276	340	65401	339	65508	343
64474	344	64602	344	65115	338	65279	340	65410	342	65509	343
64475	344	64603	344	65122	338	65280	340	65411	342	65510	343
64476	344	64604	344	65123	338	65281	341	65412	342	65511	343
64477	344	64605	344	65124	338	65282	340	65413	342	65512	343
64478	344	64606	344	65126	338	65283	340	65414	342	65513	343
64479	344	64607	344	65127	338	65286	340	65415	342	65514	343
64480	344	64608	344	65130	338	65287	341	65416	342	65515	343
64481	344	64609	344	65131	338	65288	341	65417	342	65516	343
64482	344	64610	344	65133	338	65289	340	65418	342	65517	343
64486	342	64611	344	65134	338	65291	340	65419	342	65518	343
64500	343	64651	344	65136	338	65292	341	65420	342	65518DT	346
64501	343	64652	344	65137	338	65293	341	65421	342	65519	343
64502	343	64653	344	65138	338	65294	341	65422	342	65520	343
64503	343	64654	344	65139	338	65295	341	65429	342	65521	343
64504	343	64655	344	65140	338	65296	341	65430	342	65522	343
64505	343	64656	344	65141	338	65297	341	65431	342	65522DT	346
64506	343	64657	344	65142	338	65298	340	65432	342	65523	343
64507	343	64658	344	65145	338	65299	340	65433	342	65523DT	346
64508	343	64659	344	65146	338	65300	340	65434	342	65524	343
64509	343	64660	344	65148	338	65301	340	65435	342	65525	343
64510	343	64661	344	65160	338	65302	341	65436	342	65526	343
64511	343	64692	346	65161	338	65303	340	65437	342	65527	343
64512	343	64693	346	65162	338	65304	341	65438	342	65527DT	346
64513	343	64694	346	65163	338	65305	341	65439	342	65528	343
64514	343	64695	346	65164	338	65306	340	65440	342	65528DT	346
64515	343	64696	346	65165	338	65309	341	65441	342	65529	343
64516	343	64703	345	65166	338	65310	341	65442	342	65529DT	346
64517	343	64704	345	65167	338	65311	341	65443	342	65530	343
64518	343	64705	345	65168	338	65312	341	65444	342	65530DT	346
64519	343	64706	345	65169	338	65313	341	65445	342	65531	343
64520	343	64707	345	65170	338	65314	341	65446	342	65531DT	346
64521	343	64708	345	65171	338	65316	340	65447	342	65532	343
64522	343	64721	340	65180	339	65317	340	65448	342	65533	343
64523	343	64729	340	65181	339	65318	340	65449	342	65534	343
64524	343	64733	340	65182	339	65322	340	65450	342	65535	343
64525	343	64770	335	65183	339	65323	341	65451	342	65537	343
64526	343	64771	335	65184	339	65325	341	65452	342	65538	343
64527	343	64772	335	65185	339	65327	340	65453	342	65539	343
64528	343	64773	335	65186	339	65328	340	65454	342	65540	343
64529	343	64773H	335	65187	339	65330	340	65455	342	65541	343
64530	343	64774	335	65188	339	65332	341	65456	342	65541DT	346
64531	343	64774H	335	65189	339	65334	340	65457	342	65542	343
64532	343	64775	335	65190	339	65335	340	65458	342	65543	343
64533	343	64775H	335	65191	339	65335	341	65459	342	65544	343
64534	343	64776	335	65192	339	65336	340	65460	342	65545	343
64535	343	64776H	335	65194	339	65342	340	65461	342	65546	343
64537	343	64777	335	65200	339	65343	340	65462	342	65547	343
64538	343	64777H	335	65201	339	65346	341	65463	342	65549	343
64539	343	64778	335	65202	339	65347	341	65464	342	65550	343
64540	343	64778H	335	65203	339	65348	341	65465	342	65551	343
64541	343	64779	335	65204	339	65349	341	65466	342	65552	343
64542	343	64780	335	65205	339	65350	341	65467	342	65553	343
64543	343	64780H	335	65206	339	65351	340	65468	342	65555	343
64544	343	64781	335	65207	339	65359	340	65470	344	65557	343
64545	343	64781H	335	65208	339	65363	341	65471	344	65558	343
64546	343	64963	345	65209	339	65364	341	65472	344	65559	343
64547	343	64964	345	65210	339	65372	341	65473	344	65560	343
64549	343	64968	345	65211	339	65375	341	65474	344	65573	345
64549	343	65004	555	65250	340	65377	341	65475	344	65574	345
64550	343	65006	555	65251	340	65383	341	65476	344	65575	345

MIDLAND INDUSTRIES

NUMERICAL INDEX

Part#	Page	Part#	Page	Part#	Page	Part#	Page	Part#	Page	Part#	Page
65576	345	65778API	336	66658	348	67765	348	72406	564	73232N5	477
65577	345	65778H	335	66670	348	67766	348	72408	564	73233B	477
65578	345	65779	335	66671	348	67767	348	73003	405	73238B	477
65583	345	65779API	336	66672	348	67768	348	73004	405	73238U	477
65584	345	65779H	335	66705	347	67769	348	73005	405	73341B	474
65585	345	65780	335	66709	347	67770	348	73006	405	73341R	474
65586	345	65780API	336	66760	348	67771	348	73007	405	73341U	474
65587	345	65780H	335	66761	348	67772	348	73008	405	73343B	474
65588	345	65781	335	66762	348	67773	348	73009	405	73343R	474
65600	344	65781API	336	66763	348	67774	348	73010	405	73343U	474
65601	344	65781H	335	66764	348	67775	348	73011	405	73345B	474
65602	344	65782	335	66765	348	67776	348	73023	405	73345R	474
65603	344	65783	335	66766	348	67777	348	73024	405	73345U	474
65604	344	65783API	336	66767	348	67778	348	73025	405	73346B	474
65605	344	65784API	336	66768	348	69101	349	73026	405	73346R	474
65606	344	65963	345	66769	348	69102	349	73027	405	73669	403
65607	344	65964	345	66770	348	69103	349	73028	405	73670	403
65608	344	65965	345	66771	348	69104	349	73029	405	73671	403
65609	344	65966	345	66772	348	69105	349	73030	405	73672	403
65610	344	65967	345	66773	348	69106	349	73031	405	73673	403
65611	344	65968	345	66774	348	69107	349	73033	405	73674	403
65621	346	65969	345	66775	348	69108	349	73035	405	73675	403
65622	346	65970	345	66776	348	69161	349	73036	405	73676	403
65650	344	65971	345	66777	348	69162	349	73037	405	73677	403
65651	344	66000	404	66778	348	69163	349	73038	405	73951	27
65652	344	66001	404	67470	347	69164	349	73039	405	73951	314
65653	344	66002	404	67471	347	69165	349	73040	405	73952	27
65654	344	66003	404	67472	347	69166	349	73043	406	73952	314
65655	344	66004	404	67473	347	69167	349	73044	406	73953	27
65656	344	66005	404	67474	347	69168	349	73045	406	73953	314
65657	344	66006	404	67475	347	69181	349	73046	406	73954	27
65658	344	66007	404	67476	347	69182	349	73047	406	73954	314
65659	344	66008	404	67477	347	69183	349	73048	406	73955	27
65660	344	66009	404	67500	347	69184	349	73049	406	73955	314
65661	344	66010	404	67501	347	69185	349	73050	406	73956	27
65662	344	66011	404	67502	347	69186	349	73051	406	73956	314
65664	344	66012	404	67503	347	69187	349	73063	405	73957	27
65690	346	66013	404	67504	347	69188	349	73064	405	73957	314
65691	346	66015	396	67505	347	69252	349	73065	405	73958	27
65692	346	66024	556	67506	347	69253	349	73066	405	73958	314
65693	346	66025	556	67507	347	69254	349	73067	405	73959	27
65694	346	66026	556	67508	347	69255	349	73068	405	73959	314
65695	346	66028	556	67509	347	69256	349	73070	405	73960	27
65696	346	66470	347	67510	347	69257	349	73200N5	475	73960	314
65703	345	66471	347	67511	347	69258	349	73203B	476	73961	314
65704	345	66472	347	67512	347	69411	349	73203B1	476	73970	27
65705	345	66473	347	67513	347	69412	349	73203B5	476	73970	315
65706	345	66474	347	67630	348	69413	349	73203G	476	73971	27
65707	345	66475	347	67631	348	69414	349	73203N1	475	73971	315
65708	345	66500	347	67632	348	69415	349	73203N5	475	73972	27
65721	340	66501	347	67633	348	69416	349	73203R	476	73972	315
65733	340	66502	347	67634	348	69417	349	73203R1	476	73973	27
65770	335	66503	347	67635	348	69418	349	73203R5	476	73973	315
65770API	336	66504	347	67636	348	69432	350	73203U	476	73974	27
65770H	335	66505	347	67637	348	69434	350	73203U1	476	73974	315
65771	335	66506	347	67638	348	69435	350	73203U5	476	73975	27
65771API	336	66507	347	67653	348	69438	350	73204B	476	73975	315
65771H	335	66508	347	67654	348	69441	350	73204N5	475	73976	27
65772	335	66509	347	67655	348	69442	350	73205B	476	73976	315
65772API	336	66510	347	67656	348	69471	350	73205B5	476	73977	27
65772H	335	66511	347	67657	348	69472	350	73206B	476	73977	315
65773	335	66512	347	67658	348	69473	350	73206B1	476	73979	27
65773API	336	66513	347	67670	348	69474	350	73206B5	476	73979	315
65773H	335	66630	348	67671	348	69475	350	73206N1	475	73980	27
65774	335	66631	348	67672	348	69476	350	73206N5	475	73980	315
65774API	336	66632	348	67700	347	69477	350	73206R	476	73981	27
65774H	335	66633	348	67702	347	69478	350	73206R5	476	73981	315
65775	335	66634	348	67704	347	69600	350	73206U	476	73982	27
65775API	336	66635	348	67705	347	69601	350	73206U5	476	73982	315
65775H	335	66636	348	67708	347	69602	350	73207B	476	73983	403
65776	335	66637	348	67709	347	69603	350	73207B5	476	73984	403
65776API	336	66638	348	67713	347	69604	350	73207N5	475	73985	403
65776H	335	66653	348	67760	348	69605	350	73207U	476	73986	403
65777	335	66654	348	67761	348	69606	350	73208B	476	73987	403
65777API	336	66655	348	67762	348	69607	350	73230B	477	74252	564
65777H	335	66656	348	67763	348	69608	350	73231B	477	74254	564
65778	335	66657	348	67764	348	72404	564	73232B	477	74258	564

MIDLAND INDUSTRIES

NUMERICAL INDEX

Part#	Page	Part#	Page	Part#	Page	Part#	Page	Part#	Page	Part#	Page
77101	360	77308	362	78256	564	86002	485	90128	352	95410	471
77102	360	77309	362	78258	564	86005	485	90130	352	95414	471
77104	360	77311	362	80001	505	86006	485	90131	352	95418	471
77108	360	77312	362	80002	505	86012	485	90132	352	95422	471
77110	360	77314	362	80003	505	86013	485	90140	352	95424	471
77113	360	77315	362	80004	505	86017	485	90141	352	95427	471
77114	360	77318	362	80005	505	86018	485	90212	351	95432	471
77116	360	77322	362	80006	505	86020	485	90213	351	95433	471
77119	360	77331	363	80007	505	86022	485	91008	351	95450	526
77124	360	77333	363	80031	505	86030	484	92010	470	95451	526
77125	360	77334	363	80032	505	86030RG	485	92011	470	95452	526
77126	360	77335	363	80033	505	86030SS	484	92012	470	95504	471
77128	360	77340	363	80034	505	86031	484	92013	470	95506	471
77129	360	77341	363	80035	505	86031RG	485	92014	470	95508	471
77130	360	77343	363	80036	505	86031SS	484	92015	470	95510	471
77131	360	77345	363	80061	506	86032	484	92016	470	95512	471
77132	360	77346	363	80062	506	86035	484	92017	470	95514	471
77134	360	77347	363	80063	506	86035RG	485	92110	352	95516	471
77143	360	77349	363	80064	506	86035SS	484	92116	352	95518	471
77144	360	77352	362	80065	506	86036	484	92121	352	95522	471
77145	360	77354	362	80066	506	86036RG	485	92128	352	95523	471
77156	360	77355	362	80067	506	86036SS	484	93001	351	95524	471
77159	360	77357	362	80068	506	86037	484	93008	470	95601	527
77160	360	77358	362	80069	506	86040	484	93009	470	95602	527
77163	360	77359	362	80080	506	86040SS	484	93011	470	95603	527
77164	360	77361	362	80081	506	86041	484	93013	470	95604	527
77166	360	77398	362	80100	506	86041SS	484	93017	470	95605	527
77167	360	77401	362	80101	506	86042	484	93113	351	95606	527
77168	360	77402	363	80102	506	86045	484	93121	351	95610	527
77169	360	77406	363	80103	506	86045SS	484	93122	351	95611	527
77170	360	77410	363	80104	506	86046	484	93123	351	95612	527
77179	361	77413	363	80105	506	86046SS	484	93127	351	95613	527
77181	361	77420	363	80201	506	86047	484	93128	351	95620	528
77182	361	77423	363	80202	506	87001	497	93130	351	95621	528
77183	361	77424	363	80203	506	87002	497	93131	351	95622	528
77201	361	77425	363	80204	506	87003	497	93139	351	95623	528
77202	361	77430	363	80205	506	87004	497	93212	351	95624	528
77203	361	77431	363	80206	506	87008	497	95082	563	95625	528
77204	361	77432	363	80207	506	87009	497	95084	563	95626	528
77205	361	77433	363	80208	506	87020	497	95086	563	95627	528
77206	361	77434	363	80209	506	87021	497	95088	563	95628	528
77207	361	77435	363	80301	505	87023	497	95300	471	95631	511
77208	361	77436	363	80302	505	88024	470	95301	471	95640	511
77209	361	77437	363	80303	505	88028	470	95302	471	95641	511
77210	361	77455LF	364	80304	505	88032	470	95303	471	96022	470
77212	361	77456LF	364	80305	505	88038	470	95304	471	96027	470
77220	361	77457LF	364	80306	505	88050	470	95305	471	96032	470
77222	361	77461	364	80331	505	88056	470	95306	471	96040	470
77223	361	77462	364	80332	505	88065	470	95307	471	96050	470
77224	361	77467	364	80333	505	88075	470	95308	471	96060	470
77225	361	77468	364	80334	505	88085	470	95309	471	96070	470
77226	361	77470	364	80335	505	88095	470	95310	471	96080	470
77227	361	77473	364	80336	505	88112	470	95311	471	96090	470
77238	361	77483	364	80463	506	90002	351	95312	471	96100	470
77240	361	77485	364	80501	505	90003	351	95313	471	96110	470
77241	361	77486	364	80502	505	90004	351	95314	471	96120	470
77252	362	77488	364	80503	505	90005	351	95315	471	96130	470
77253	362	77489	364	80504	505	90008	351	95316	471	96140	470
77255	362	77490	364	80505	505	90011	351	95317	471	96150	470
77256	362	77493	364	80506	505	90103	352	95318	471	96160	470
77258	362	77496	364	80511	505	90104	352	95319	471	96203LW	268
77262	362	77499	364	80512	505	90105	352	95320	471	96203UL	268
77265	362	77501	364	80513	505	90106	352	95321	471	96204LW	268
77267	362	77504	364	80514	505	90107	352	95322	471	96204UL	268
77268	362	77519	364	80515	505	90110	352	95323	471	96206LW	268
77269	362	77522	364	80516	505	90111	352	95324	471	96206UL	268
77271	362	77523	364	80601	506	90114	352	95325	471	96208LW	268
77272	362	77543	364	80602	506	90115	352	95326	471	96208UL	268
77275	362	77547	364	80603	506	90116	352	95327	471	98801	488
77276	362	77606LF	364	80604	506	90117	352	95328	471	98802	488
77277	362	77607LF	364	80605	506	90119	352	95329	471	98810	487
77294	362	77608LF	364	80611	506	90120	352	95330	471	98811	487
77297	362	78024	564	80612	506	90121	352	95331	471	98812	487
77298	362	78026	564	80613	506	90122	352	95402	471	98814	488
77300	362	78028	564	80614	506	90123	352	95404	471	98815	488
77306	362	78252	564	80615	506	90126	352	95406	471	98823	487
77307	362	78254	564	86001	485	90127	352	95408	471	98824	487

MIDLAND INDUSTRIES

NUMERICAL INDEX

Part#	Page	Part#	Page	Part#	Page	Part#	Page	Part#	Page	Part#	Page
98825	487	108067	356	150422	541	240366	542	250384	545	320005	501
98828	488	108067BF	356	150444	541	240384	542	250386	545	320005	503
98830	488	108069	356	150466	541	240386	542	250388	545	320005	503
98840	487	108069BF	356	150488	541	240388	542	260144	546	320010	501
98841	487	108070BF	356	160122	541	240422	543	260166	546	320011	501
98842	488	108071	356	160144	541	240432	543	260188	546	320021	500
99803	488	108071BF	356	160166	541	240434	543	260244	546	320021	503
99804	488	108072	356	160188	541	240442	543	260266	546	320021	503
99812	487	108072BF	356	160244	541	240444	543	260288	546	320022	500
99816	488	108073	356	160266	541	240446	543	260322	546	320023	500
99817	488	108073BF	356	160288	541	240448	543	260333	546	320035	499
99825	487	108074	356	160344	541	240462	543	260344	546	320036	499
99826	487	108075	355	160366	541	240464	543	260366	546	320050	499
99828	488	108076	355	160388	541	240466	543	260388	546	320050	502
99830	488	108077	355	170088	573	240468	543	270010	546	320050	502
99841	487	108088	355	170388	573	240484	543	270012	546	320050	502
99843	487	108089	355	170488	573	240486	543	270014	546	320050	502
100025	260	108090	355	180088	573	240488	543	270016	546	320050	503
100035	260	108091	355	190112	574	240522	543	270022	546	320050	503
100045	260	108092	355	190116	574	240532	543	270044	546	320050	503
100065	260	108094	355	190120	574	240542	543	270055	546	320053	499
100085	260	108095	355	190124	574	240544	543	270066	546	320054	499
100145	260	108096	355	190132	574	240546	543	270110	547	320055	499
100165	260	108097	355	190212	574	240564	543	270112	547	320061	9
100185	260	108098	355	190216	574	240566	543	270116	547	320065	488
107004	354	108099	355	190220	574	240584	543	270120	547	320070	499
107005	354	108100	355	190224	574	240586	543	270210	547	320070	502
107007	354	108101	355	190232	574	240588	543	270212	547	320070	502
107009	354	140422	540	195456	220	240664	544	270216	547	320070	502
107011	354	140442	540	195457	220	240665	544	270310	547	320070	503
107012	354	140444	540	195458	220	240668	544	270312	547	320070	503
107024	353	140464	540	195459	220	240684	544	270316	547	320075	499
107025	353	140466	540	195460	220	240686	544	270410	547	320075	502
107026	353	140468	540	195461	220	240810	544	270412	547	320075	502
107027	353	140484	540	195462	220	240812	544	270416	547	320075	502
107029	353	140486	540	195470	220	240814	544	270544	547	320075	502
107031	353	140488	540	195471	220	240816	544	270566	547	320075	503
107032	353	140522	540	195472	220	240820	544	270588	547	320075	503
107042	354	140542	540	195473	220	240824	544	270644	547	320075	503
107044	354	140544	540	195474	220	240832	544	270666	547	320076	500
107045	354	140546	540	195475	220	250022	544	270688	547	320076	502
107047	354	140564	540	195476	220	250044	544	300000	494	320076	502
107049	354	140566	540	195481	220	250055	544	300001	494	320076	502
107060	353	140568	540	195502	220	250064	544	300002	494	320076	502
107061	353	140584	540	195510	220	250066	544	300003	494	320076	503
107062	353	140586	540	195511	220	250086	544	300004	494	320076	503
107063	353	140588	540	195512	220	250088	544	300005	453	320076	503
107064	353	150122	540	195520	220	250122	545	300006	494	320077	500
107065	353	150124	540	195521	220	250142	545	300007	494	320077	502
107066	353	150142	540	196112	574	250144	545	300008	494	320078	500
107067	353	150144	540	196116	574	250146	545	300010	453	320078	502
107069	353	150146	540	196120	574	250148	545	300012	453	320078	503
107071	353	150148	540	196124	574	250162	545	300014	494	320080	500
107072	353	150164	540	196132	574	250164	545	300015	494	320080	502
107073	353	150166	540	196212	574	250166	545	300016	453	320095	500
108025	356	150184	540	196216	574	250168	545	300017	494	320095	502
108026	356	150186	540	196220	574	250184	545	300018	494	320095	502
108027	356	150188	540	196224	574	250186	545	300019	494	320095	502
108028	356	150222	540	196232	574	250188	545	300020	494	320095	502
108029	356	150242	540	206112	575	250242	545	300021	494	320095	503
108031	355	150244	540	206116	575	250244	545	300022	494	320095	503
108032	355	150246	540	206120	575	250246	545	300023	494	320095	503
108033	355	150264	540	206124	575	250262	545	300024	494	320120	496
108034	355	150266	540	206132	575	250264	545	300026	494	320121	496
108035	355	150268	540	206212	575	250266	545	300028	494	320122	496
108036	355	150284	540	206216	575	250268	545	300031	494	320410	500
108037	355	150286	540	206220	575	250284	545	300032	494	320410	502
108038	355	150288	540	206224	575	250286	545	300033	494	320414	502
108039	355	150322	541	206232	575	250288	545	300034	494	325004	454
108040	355	150344	541	226188	575	250322	545	300035	494	325005	454
108041	355	150346	541	240322	542	250342	545	300036	494	325006	454
108062	356	150364	541	240324	542	250344	545	300037	494	325008	454
108063	356	150366	541	240332	542	250346	545	307030	500	325010	454
108064	356	150368	541	240333	542	250362	545	307030	502	325012	454
108065	356	150384	541	240344	542	250364	545	307030	503	325016	454
108065BF	356	150386	541	240355	542	250366	545	308070	469	325020	454
108066	356	150388	541	240364	542	250368	545	320000	501	350004	455

MIDLAND INDUSTRIES

NUMERICAL INDEX

Part#	Page	Part#	Page	Part#	Page	Part#	Page	Part#	Page	Part#	Page
350004SS	456	500072	457	550086	550	600064	453	620072SS	456	650012	555
350005	455	500084	548	550122	551	600072	453	620080	455	650016	555
350005SS	456	500086	548	550144	551	600080	453	620088	455	650020	555
350006	455	500088	457	550166	551	600088	453	620096	455	650024	555
350006SS	456	500104	457	550212	551	600096	453	620104	455	650032	555
350008	455	500128	457	550220	551	600104	453	620116	455	650086	555
350008SS	456	500152	457	550224	551	611006	454	620128	455	650142	555
350010	455	500188	457	550264	551	611008	454	620152	455	650144	555
350010SS	456	500216	457	550268	551	611010	454	620164	455	650164	555
350012	455	500248	457	550284	551	611012	454	620176	455	650166	555
350012SS	456	500280	457	550286	551	611016	454	620188	455	650188	555
350016	455	540402	132	550288	551	611020	454	620200	455	650188	555
350016SS	456	540402S	132	550412	551	611024	454	620212	455	650210	555
350020	455	540402SC	137	550416	551	611028	454	620224	455	650212	555
350020SS	456	540404	132	550420	551	611032	454	620248	455	650216	555
389522	529	540404S	132	550424	551	611036	454	620270	455	650344	555
389523	529	540404SC	137	550442	551	611040	454	620312	455	650364	555
400010	559	540412	548	550484	551	611044	454	620332	455	650366	555
400012	559	540416	548	550486	551	611048	454	620390	455	650386	555
400014	559	540420	548	550512	551	611052	454	620400	128	650388	555
400016	559	540424	548	550516	551	611056	454	620400C	135	650400	128
400020	559	540442	548	550520	551	611060	454	620409C	138	650400C	135
400022	559	540462	548	560012	552	611064	454	620532	128	650444	556
400024	559	540464	548	560016	552	611072	454	620532C	135	650466	556
400032	559	540484	548	560022	552	611080	454	620553C	138	650488	556
400044	559	540486	548	560044	552	611088	454	620555C	138	650542	556
400066	559	540522	548	560066	552	611096	454	620557C	138	650544	556
400088	559	540524	548	560088	552	611104	454	620559C	138	650546	556
400110	559	540542	548	560112	552	611116	454	620600	128	650564	556
400112	559	540544	548	560116	552	611128	454	620600C	135	650566	556
400116	559	540548	548	560122	552	611152	454	620604	128	650586	556
400120	559	540564	548	560144	552	611164	454	620604C	138	650588	556
400122	559	540566	548	560166	552	611176	454	620606C	138	650600	128
400124	559	540568	548	560212	552	611188	454	620800	128	650600C	135
400144	559	540588	548	560216	552	611200	454	620800C	135	650642	556
400166	559	540602	132	560222	552	611212	454	620806C	138	650644	556
400188	559	540602S	132	560244	552	611224	454	620808C	138	650664	556
444000	408	540602SC	137	560266	552	611248	454	621000	128	650666	556
444001	408	540604	132	560288	552	611270	454	621000C	135	650668	556
444002	408	540604S	132	560312	552	611312	454	621200	128	650686	556
444005	408	540604SC	137	560316	552	611332	454	640010	553	650688	556
444006	408	540606	132	560322	552	611390	454	640012	553	650800	128
444007	408	540606S	132	560344	552	620006	455	640016	553	650800C	135
444008	408	540606SC	137	560366	552	620006SS	456	640020	553	655320	128
444011	408	540608	132	560388	552	620008	455	640024	553	655320C	135
444020	408	540608SC	137	560412	552	620008SS	456	640032	553	660010	556
444021	408	540642	549	560416	552	620010	455	640042	553	660012	556
444023	408	540662	549	560422	552	620010SS	456	640046	553	660016	556
444040	408	540664	549	560444	552	620012	455	640048	553	660020	556
444042	408	540682	549	560466	552	620012SS	456	640064	553	660044	556
444045	408	540684	549	560488	552	620016	455	640068	553	660066	556
444048	408	540686	549	560512	552	620016SS	456	640084	553	660088	556
444049	408	540802C	137	560516	552	620020	455	640086	553	660212	556
444060	408	540804	132	560520	552	620020SS	456	640142	553	660216	556
444062	408	540804S	132	560522	552	620024	455	640144	553	660224	556
444095	408	540804SC	137	560544	552	620024SS	456	640164	553	660402	129
444111	408	540806	132	560566	552	620028	455	640166	553	660402C	135
444112	408	540806S	132	590400	128	620028SS	456	640186	553	660404	129
444113	408	540806SC	137	590600	128	620032	455	640188	553	660404C	135
444313	408	540808	132	590800	128	620032SS	456	640400	128	660406C	135
444318	408	540808S	132	595320	128	620036	455	640400C	135	660602	129
444320	408	540808SC	137	600006	453	620036SS	456	640442	554	660602C	135
466900	107	541006	132	600008	453	620040	455	640444	554	660604	129
466901	107	541006SC	137	600010	453	620040SS	456	640464	554	660604C	135
466902	107	541008	132	600012	453	620044	455	640466	554	660606	129
500012	457	541008S	132	600016	453	620044SS	456	640468	554	660606C	135
500016	548	541008SC	137	600020	453	620048	455	640486	554	660608C	135
500020	457	541208	132	600024	453	620048SS	456	640488	554	660802C	135
500024	548	541208SC	137	600028	453	620052	455	640600	128	660804	129
500028	457	541212	132	600032	453	620052SS	456	640600C	135	660804C	135
500032	548	545302C	137	600036	453	620056	455	640800	128	660806	129
500036	457	550016	550	600040	453	620056SS	456	640800C	135	660806C	135
500042	548	550024	550	600044	453	620060	455	641000	128	660808	129
500048	457	550032	550	600048	453	620060SS	456	641000C	135	660808C	135
500056	457	550042	550	600052	453	620064	455	641200	128	665302C	135
500064	548	550064	550	600056	453	620064SS	456	645320C	135	665304C	135
500066	548	550084	550	600060	453	620072	455	650010	555	680302	129

MIDLAND INDUSTRIES

NUMERICAL INDEX

Part#	Page	Part#	Page	Part#	Page	Part#	Page	Part#	Page	Part#	Page
680402	129	695322	130	720068	563	771004C	137	843388	462	899002	261
680402C	136	695322S	130	720086	563	780212	564	843450	462	899003	261
680404	129	695322SC	136	720088	563	780216	564	843461	462	899004	261
680404C	136	700042	563	720302	132	782512	564	843475	462	899005	261
680406	129	700044	563	720402	132	782516	564	843525	462	899050	261
680406C	136	700064	563	720402S	133	820400	133	843588	462	899051	261
680421	129	700066	563	720402SC	137	820400C	138	844213	461	899052	261
680602	129	700068	563	720404	132	820600	133	844225	461	899053	261
680602C	136	700086	563	720404S	133	820600C	138	844238	461	899054	261
680604	129	700088	563	720404SC	137	820800	133	844250	461	899055	261
680604C	136	700242	564	720406SC	137	820800C	138	844263	461	922009	215
680606	129	700244	564	720602S	133	821000	133	844275	461	922012	214
680606C	136	700246	564	720604	132	821000C	138	844300	461	922012	215
680608	129	700248	564	720604S	133	825320C	138	844306	461	922016	214
680608C	136	700264	564	720604SC	137	840131	458	844313	461	922020	214
680804	129	700266	564	720606	132	840150	458	844325	461	922024	215
680804C	136	700268	564	720606S	133	840175	458	844338	461	922030	214
680806	129	700286	564	720606SC	137	840188	458	844350	461	922030	215
680806C	136	700288	564	720608C	137	840200	458	844356	461	922036	214
680808	129	700402	131	720804	132	840225	458	844363	461	922036	215
680808C	136	700402SC	136	720804C	137	840238	458	844375	461	922048	215
681006	129	700404	131	720804S	133	840250	458	844406	461	922060	215
681006C	136	700404S	131	720806	132	840256	458	844413	461	922072	215
681008	129	700404SC	136	720806S	133	840263	458	844425	461	922096	215
681008C	136	700406	131	720806SC	137	840275	458	844456	461	922112	214
681208	129	700406SC	136	720808	132	840288	458	844500	461	922116	214
681208C	136	700602	131	720808S	133	840300	458	844525	461	922120	214
681212	129	700602C	136	720808SC	137	840312	458	844600	461	922130	214
685301C	136	700604	131	721006C	137	840325	458	844625	461	922136	214
685302C	136	700604SC	136	721008C	137	840350	458	845200	466	922412	214
685304C	136	700606	131	724010	564	840375	458	845300	466	922416	214
685320	129	700606SC	136	724012	564	840382	458	845350	466	922420	214
685321	129	700608SC	136	724016	564	840400	458	845400	466	922430	214
685322	129	700804C	136	725301C	137	840425	458	845500	466	922436	214
690302	130	700806	131	725302C	137	840450	458	845600	466	922712	215
690402	130	700806SC	136	725304C	137	840475	458	846200	466	922718	215
690402S	130	700808	131	742022	563	840500	458	846250	466	922724	215
690402SC	136	700808SC	136	742042	563	840525	458	846275	466	922812	215
690404	130	702242	565	742064	563	840550	458	846300	466	922818	215
690404S	130	702244	565	742066	563	840575	458	846350	466	922824	215
690404SC	136	702266	565	742086	563	840600	458	846400	466	922912	215
690406	130	702288	565	742088	563	840625	458	846500	466	922918	215
690406S	130	704222	565	742510	564	840650	458	847200	466	922924	215
690406SC	136	704242	565	742512	564	840675	458	847250	466	923112	215
690602	130	704244	565	742516	564	840700	458	847275	466	923124	215
690602S	130	704266	565	746435	212	840750	458	847300	466	923136	215
690602SC	136	704288	565	746436	212	840800	458	847350	466	923148	215
690604	130	705302C	136	746437	212	840850	458	847400	466	923161	215
690604S	130	705304C	136	746438	212	840888	458	847500	466	923196	215
690604SC	136	710402	131	746439	212	841004	465	847600	466	923209	214
690606	130	710402S	132	746440	212	841005	465	848200	466	923212	214
690606S	130	710402SC	137	746446	212	841040	465	848225	466	923216	214
690606SC	136	710404	131	746456	212	841045	465	848250	466	923220	214
690608	130	710404S	132	746457	212	841050	465	848275	466	923409	214
690608S	130	710404SC	137	746466	212	841175	465	848300	466	923412	214
690608SC	136	710604	131	746470	212	841200	465	848350	466	923416	214
690804	130	710604S	132	746506	213	841250	465	848400	466	923420	214
690804S	130	710604SC	137	746535	213	841300	465	848500	466	923509	214
690804SC	136	710606	131	746536	213	841350	465	848600	466	923512	214
690806	130	710606S	132	746537	213	841400	465	848700	466	923520	214
690806S	130	710606SC	137	746538	213	841450	465	860402	133	923648	215
690808	130	710608	131	746546	213	841500	465	860402C	138	923660	215
690808SC	136	710608SC	137	746556	213	842010	462	860404	133	923672	215
690808S	130	710804C	137	746566	213	842012	462	860404C	138	923684	215
690808SC	136	710804S	132	746567	213	842016	462	860604	133	923936	215
691006	130	710806	131	746570	213	842020	462	860604C	138	923948	215
691006S	130	710806S	132	752022	563	842024	462	860606	133	923960	215
691006SC	136	710806SC	137	752044	563	842200	462	860606C	138	923972	215
691008	130	710808C	137	752066	563	842250	462	860806C	138	924115	215
691008S	130	710808S	132	752088	563	842300	462	860808	133	924118	215
691008SC	136	715301C	137	770402	133	842350	462	860808C	138	924124	215
691208	130	715302C	137	770402C	137	842400	462	865304C	138	924248	215
691208S	130	715304C	137	770404	133	842450	462	880402C	138	924260	215
691208SC	136	720042	563	770404C	137	842500	462	880404C	138	924272	215
691212	130	720044	563	770604	133	842550	462	880406C	138	924284	215
691212S	130	720064	563	770604C	137	843321	462	899000	261	924297	215
695302	130	720066	563	770806C	137	843382	462	899001	261	935044LF	195

MIDLAND INDUSTRIES

NUMERICAL INDEX

Part#	Page	Part#	Page	Part#	Page	Part#	Page	Part#	Page	Part#	Page
935045LF	195	940282	261	940530	243	942113LF	209	944138	237	948108	228
939132	241	940284	261	940800	494	942123LF	209	944140	237	948131	232
939133	241	940285	261	940801	494	942132LF	210	944142	237	948132	232
939134	241	940286	261	940803	494	942133LF	210	944142LF	177	948133	232
939135	241	940287	261	940804	494	942134LF	210	944142LF	237	948134	232
939136	241	940288	261	940805	494	942135LF	210	944401	246	948170	227
939137	241	940289	261	940806	494	942142	239	944402	246	948170L	230
939138	241	940291	261	940810	495	942142LF	211	944403	246	948170T	229
939139	241	940292	261	940811	495	942143LF	211	944404	246	948171	227
939140	241	940294	261	940812	495	942144LF	211	944405	246	948171L	230
940121	238	940295	261	940813	495	942145LF	211	944406	246	948171T	229
940122	238	940296	261	940814	495	942150LF	208	944407	246	948172	227
940123	238	940297	261	940815	495	942151LF	208	944408	246	948172L	230
940130	240	940298	261	940822	495	942152LF	208	944409	246	948172T	229
940130LF	207	940299	261	940823	495	942162LF	210	944410	246	948173	227
940131	240	940300	261	940824	495	942163LF	210	944411	246	948173L	230
940131LF	207	940301	261	940825	495	942164LF	210	944428	245	948173T	229
940132	240	940302	261	940826	495	942165LF	210	944429	245	948174	227
940132LF	207	940325	262	940827	495	942170	239	944430	245	948174L	230
940133	240	940326	262	940840	495	942171	239	944430LF	207	948174T	229
940133LF	207	940327	262	940841	495	942208	226	944431	245	948175	227
940134	240	940328	262	940842	495	942209	226	944431LF	207	948175L	230
940134LF	207	940329	262	940843	495	942210	226	944432	245	948176	227
940135	240	940330	262	940844	495	943200	226	944432LF	207	948176L	230
940135LF	207	940331	262	940845	495	943201	226	944433	245	948176T	229
940136	240	940332	262	940846	495	943202	226	944433LF	207	948177	227
940136LF	207	940333	262	940847	495	943203	226	944434	245	948177L	230
940137	240	940334	262	940848	495	943204	226	944434LF	207	949101	248
940137LF	207	940335	262	941121NP	225	943205	226	944435LF	207	949102	248
940138	240	940336	262	941122NP	225	943206	226	944436LF	207	949103	248
940139	240	940352	244	941123NP	225	943207	226	944437LF	207	949104	248
940142LF	207	940352LF	207	941124NP	225	943212	233	944438LF	207	949105	248
940143LF	207	940353	244	941125NP	225	943213	233	945601LF	205	949106	248
940144LF	207	940353LF	207	941126NP	225	943233LF	203	945602LF	205	949107	248
940145LF	207	940354	244	941127NP	225	943234LF	203	945603LF	205	949108	248
940146LF	207	940354LF	207	941128NP	225	943235LF	203	945604LF	205	949111	258
940147LF	207	940355	244	941133	242	943236LF	203	945605LF	205	949112	258
940171	222	940355LF	207	941134	242	943237LF	203	945606LF	205	949113	258
940171L	223	940356	244	941135	242	943284	239	945611LF	205	949114	258
940171LF	202	940356LF	207	941136	242	943287	239	945612LF	205	949115	258
940171T	223	940357	244	941137	242	943311	233	945613LF	205	949116	258
940172	222	940357LF	207	941138	242	943312	233	945614LF	205	949117	258
940172L	223	940358	244	941140	242	943313	233	945615LF	205	949118	258
940172LF	202	940358LF	207	941151LF	201	943314	233	945616LF	205	949121	257
940172T	223	940359	244	941151NP	224	943331	233	945621LF	205	949122	257
940173	222	940359LF	207	941152LF	201	943332	233	945622LF	205	949123	257
940173L	223	940360	244	941152NP	224	943342	233	945623LF	205	949124	257
940173LF	202	940360LF	207	941153LF	201	943343	233	945631LF	205	949125	257
940173T	223	940362LF	207	941153NP	224	943344	233	945632LF	205	949126	257
940174	222	940363LF	207	941154LF	201	943345	233	945633LF	205	949127	257
940174L	223	940364LF	207	941154NP	224	943347	233	945640LF	205	949128	257
940174LF	202	940365LF	207	941155LF	201	943348	233	945650LF	205	949161	249
940174T	223	940366LF	207	941155NP	224	943351	233	945651LF	205	949162	249
940175	222	940367LF	207	941156LF	201	943612LF	202	945652LF	205	949163	249
940175L	223	940403LF	204	941156NP	224	943613LF	202	947055	211	949164	249
940175LF	202	940404LF	204	941157LF	201	943614LF	202	947055LF	211	949165	249
940176	222	940405LF	204	941157NP	224	943615LF	202	947103	231	949166	249
940176L	223	940406LF	204	941158LF	201	943616LF	202	947104	231	949167	249
940176LF	202	940407LF	204	941158NP	224	943617LF	202	947105	231	949168	249
940177	222	940408LF	204	941159LF	201	943750LF	206	947111	231	949170	249
940177L	223	940409LF	204	941160LF	201	943751LF	206	947112	231	949171	247
940177LF	202	940410LF	204	941161LF	201	943752LF	206	947113	231	949172	247
940178	222	940411LF	204	941163LF	201	944100	237	947133	239	949173	247
940178L	223	940461	238	941164LF	201	944101	237	947134	239	949174	247
940178LF	202	940462	238	941165LF	201	944102	237	947140	245	949175	247
940179	222	940464	238	941166LF	201	944106	237	947141	245	949176	247
940179LF	202	940465	238	941167LF	201	944107	237	947142	245	949177	247
940180	222	940521	243	941168LF	201	944109	237	947143	245	949178	247
940180LF	202	940522	243	941169LF	201	944110	237	947144	245	949180	249
940181	222	940523	243	941170LF	201	944113	237	947145	245	949253	256
940181LF	202	940523LF	207	941171LF	201	944116	237	948101	228	949254	256
940212LF	203	940524	243	942100	239	944117	237	948102	228	949255	256
940213LF	203	940525	243	942101	239	944128	237	948103	228	949256	256
940214LF	203	940526	243	942102	239	944130	237	948104	228	949257	256
940215LF	203	940527	243	942110LF	209	944132	237	948105	228	949258	256
940216LF	203	940528	243	942111LF	209	944134LF	177	948106	228	949303	256
940281	261	940529	243	942112LF	209	944136	237	948107	228	949304	256

MIDLAND INDUSTRIES

NUMERICAL INDEX

Part#	Page	Part#	Page	Part#	Page	Part#	Page	Part#	Page	Part#	Page
949305	256	963025	267	973234	477	973854	398	973955	314	987251	357
949306	256	970207	219	973238	477	973855	398	973956	27	987252	357
949307	256	970208	219	973252	478	973856	398	973956	314	987253	357
949308	256	970217	219	973253	478	973857	398	973957	27	987254	357
949353	256	970218	219	973255	478	973858	398	973957	314	987255	357
949354	256	970227	219	973262	478	973859	398	973958	27	987256	357
949355	256	970228	219	973323	477	973861	398	973958	314	987257	357
949356	256	970253	219	973325	477	973862	398	973959	27	987258	357
949357	256	970254	219	973326	477	973863	398	973959	314	987259	357
949358	256	970255	219	973327	477	973864	398	973960LF	301	987260	357
949401	253	970257	219	973329	477	973865	398	973961LF	301	987261	357
949402	253	970258	219	973332	477	973866	398	973962LF	301	987262	357
949403	253	970300	299	973334	477	973867	398	973963LF	301	987400	358
949404	253	970301	299	973341	474	973868	398	973965	300	987401	358
949405	253	970302	299	973343	474	973869	398	973965LF	301	987402	358
949406	253	970303	299	973345	474	973870	398	973966	300	987403	358
949407	253	970304	299	973567	325	973871	398	973966LF	301	987404	358
949408	253	970305	299	973568	325	973872	398	973967	300	987405	358
949430	252	970306	299	973569	325	973873	398	973967LF	301	987406	358
949431	252	970307	299	973570	324	973874	398	973969LF	301	987407	358
949432	252	970308	299	973571	324	973875	398	973970LF	301	987408	358
949441	255	970309	299	973572	324	973876	398	973971LF	301	988245	357
949442	255	970310	299	973573	324	973877	398	973975	300	988246	357
949443	255	970311	299	973574	324	973878	398	973975LF	301	988247	357
949444	255	970312	299	973575	324	973879	398	973976	300	988248	357
949445	255	970313	299	973600	399	973880	398	973976LF	301	988249	357
949446	255	970314	299	973601	399	973881	398	973977	300	988250	357
949447	255	970330	299	973602	399	973884	398	973978	300	988251	357
949448	255	970331	299	973603	399	973885	398	973979	300	988252	357
949451	254	970332	299	973604	399	973886	398	973980	300	988253	357
949452	254	970333	299	973605	399	973887	398	973980SS	301	988254	358
949453	254	970700	299	973606	399	973888	398	973981	300	988255	358
949454	254	970701	299	973607	399	973890	403	973982	300	988256	358
949455	254	970702	299	973620	399	973891	403	973982SS	301	988257	358
949471	254	970703	299	973621	399	973892	403	973985SS	301	988258	358
949472	254	970704	299	973622	399	973893	403	973990	27	988259	358
949473	254	970705	299	973623	399	973894	403	973990	314	988260	358
949474	254	970706	299	973624	399	973895	403	973991	314	988261	358
949475	254	970707	299	973625	399	973900	300	974264	300	988262	358
949481	255	972171	479	973626	399	973901	300	974265	300	988400	358
949482	255	972172	479	973627	399	973902	300	974266	300	988401	358
949483	255	972173	479	973628	399	973903	300	974267	300	988402	358
949484	255	972180	479	973650	403	973904	300	982107	503	988403	358
949485	255	972181	479	973651	403	973905	300	982107	508	988404	358
949486	255	972182	479	973652	403	973906	300	982108	508	988405	358
949487	255	972183	479	973653	403	973907	300	982109	508	988406	358
949488	255	972184	479	973654	403	973908	300	982110	508	988407	358
949521	256	972185	479	973655	403	973909	300	982120	508	988408	358
949522	256	972186	479	973656	403	973910	300	982121	508	990571	478
949523	256	972187	479	973657	403	973911	300	982122	508	990781	325
949524	256	972190	479	973658	403	973912	300	982125	508	990782	325
949525	256	972191	479	973659	403	973913	300	982126	508	990783	325
949526	256	972192	479	973667	325	973914	300	982130	508	990784	325
949527	256	972193	479	973668	325	973925	300	982131	508	990785	325
949528	256	972194	479	973669	325	973925SS	301	982132	508	990786	325
950812	563	972195	479	973670	324	973926SS	301	982135	508	990790	528
950816	563	973200	475	973671	324	973927	300	982136	508	990791	528
962003	269	973201	475	973672	324	973927SS	301	982137	508	990792	528
962004	269	973203	475	973673	324	973928	300	982138	508	990793	528
962006	269	973204	475	973674	324	973928SS	301	982140	508	990794	528
962008	269	973205	475	973675	324	973929	300	983100	508	991249	507
962010	269	973206	475	973697	398	973930	300	983101	508	991250	507
962010LW	268	973207	475	973698	398	973930SS	301	983110	508	991251	507
962010UL	268	973208	475	973699	398	973947SS	301	983111	508	991259	507
962012	269	973211	475	973700	398	973948	300	983115	508	995210	507
962012LW	268	973215	478	973701	398	973948SS	301	983116	508	995211	507
962012UL	268	973216	478	973702	398	973949	300	983120	508	995212	507
963002	267	973217	478	973703	398	973949SS	301	983121	508	995213	507
963003	267	973219	478	973704	398	973951	27	983125	508	995214	507
963004	267	973221	478	973705	398	973951	314	983126	508	995215	507
963005	267	973223	478	973706	398	973952	27	983130	508	995216	507
963006	267	973224	478	973707	398	973952	314	987245	357	995217	507
963008	267	973226	477	973708	398	973953	27	987246	357	1000105	260
963010	267	973230	477	973850	398	973953	314	987247	357	1000125	260
963012	267	973231	477	973851	398	973954	27	987248	357	1000265	260
963014	267	973232	477	973852	398	973954	314	987249	357	1000365	260
963016	267	973233	477	973853	398	973955	27	987250	357	1000465	260

MIDLAND INDUSTRIES

NUMERICAL INDEX

Part#	Page	Part#	Page	Part#	Page	Part#	Page	Part#	Page	Part#	Page
1000665	260	2406208	544	7025616	566	17001624	573	22613232	575	25031212	545
1000865	260	2406812	544	7025816	566	17002016	573	22621212	575	25031216	545
1001125	260	2501106	545	7045210	566	17002020	573	22621616	575	25031616	545
1001165	260	2501108	545	7045412	566	17002024	573	22622020	575	25031620	545
1001205	260	2501128	545	7045414	566	17002032	573	22622424	575	25032016	545
1001245	260	2501612	545	7045612	566	17002420	573	22623232	575	25032020	545
1001465	260	2501812	545	7045616	566	17002424	573	23611212	575	26011212	546
1001665	260	2501816	545	7045618	566	17002432	573	23611616	575	26031010	546
1001865	260	2502128	545	7045816	566	17003232	573	23612020	575	26031212	546
1050000	467	2503106	545	7045818	566	17031212	573	23612424	575	26031616	546
1050001	467	2503108	545	7045822	566	17031216	573	23621212	575	27051212	547
1050002	467	2503612	545	7420108	563	17031612	573	23621616	575	27051616	547
1050003	467	3000004	453	7420128	563	17031616	573	23622020	575	27052020	547
1050006	467	3000006	453	8401088	458	17031620	573	23622424	575	27061212	547
1050007	467	3000008	453	10001065	260	17032016	573	24031010	542	27061616	547
1050008	467	3000020	453	10001265	260	17032020	573	24031210	542	50001212	548
1050009	467	5000128	548	10011265	260	17032024	573	24031212	542	50001612	548
1050010	467	5000168	548	10011665	260	17032420	573	24031414	542	50002020	548
1050011	467	5404126	548	10012065	260	17032424	573	24031612	542	54041612	548
1050012	467	5404128	548	10012465	260	17032432	573	24031616	542	54042012	548
1050013	467	5404166	548	14041212	540	17033232	573	24032016	542	54042016	548
1050014	467	5404168	548	14041216	540	17041016	573	24032020	542	54042412	548
1050015	467	5405612	548	14041612	540	17041212	573	24041012	543	54042416	548
1050016	467	5405812	548	14041616	540	17041216	573	24041212	543	54042420	548
1050017	467	5405816	548	14041620	540	17041220	573	24041216	543	54051212	548
1050018	467	5406124	549	14042016	540	17041612	573	24041612	543	54051216	548
1050020	467	5406126	549	14042020	540	17041616	573	24041616	543	54051220	548
1050021	467	5406128	549	14042024	540	17041620	573	24041620	543	54051616	548
1050023	467	5406164	549	14042424	540	17041624	573	24041624	543	54051620	548
1050025	467	5406166	549	14043232	540	17042016	573	24042012	543	54052020	548
1050026	467	5406168	549	14051212	540	17042020	573	24042016	543	54052024	548
1050029	467	5406206	549	14051216	540	17042024	573	24042020	543	54052424	548
1050030	467	5406208	549	14051612	540	17042032	573	24042024	543	54061612	549
1050032	467	5406248	549	14051616	540	17042420	573	24042416	543	54062012	549
1050033	467	5500128	550	14052020	540	17042424	573	24042420	543	54062016	549
1404126	540	5502128	551	14052424	540	17042432	573	24042424	543	54062412	549
1404128	540	5502812	551	14053232	540	17043232	573	24042432	543	54062416	549
1404812	540	5504128	551	15011212	540	18001212	573	24043224	543	54062420	549
1405128	540	6400106	553	15011216	540	18001216	573	24043232	543	54063212	549
1405812	540	6400108	553	15011612	540	18001612	573	24051212	543	54063216	549
1410083	469	6400128	553	15011616	540	18001616	573	24051216	543	54063220	549
1410118	469	6400610	553	15012016	540	18001620	573	24051612	543	55001212	550
1501126	540	6400612	553	15012020	540	18001624	573	24051616	543	55001612	550
1501128	540	6400616	553	15013232	540	18002016	573	24052020	543	55001616	550
1501168	540	6400810	553	15021212	540	18002020	573	24061210	544	55002016	550
1501612	540	6400812	553	15021616	540	18002024	573	24061216	544	55002020	550
1502128	540	6401108	553	15022020	540	18002420	573	24061612	544	55011212	551
1502812	540	6401128	553	15022424	540	18002424	573	24061620	544	55011616	551
1503128	541	6401812	553	15031212	541	18003232	573	24062012	544	55021612	551
1503812	541	6404108	554	15031216	541	18031212	574	24062016	544	55021616	551
1700812	573	6500108	555	15031612	541	18031216	574	24062016	544	55031212	551
1703812	573	6501108	555	15031616	541	18031612	574	24062416	544	55041612	551
1704812	573	6505128	556	15031620	541	18031616	574	24062420	544	64001012	553
2403108	542	6506106	556	15032020	541	18031620	574	24063224	544	64001210	553
2403126	542	6506128	556	15041212	541	18031624	574	25001010	544	64001214	553
2403128	542	7000108	563	15041616	541	18032016	574	25001212	544	64001216	553
2404104	543	7000128	563	16011212	541	18032020	574	25001612	544	64001612	553
2404106	543	7000812	563	16011616	541	18032024	574	25001616	544	64001620	553
2404108	543	7002108	564	16021212	541	18032420	574	25002020	544	64001624	553
2404126	543	7002812	564	16021616	541	18032424	574	25002424	544	64002012	553
2404128	543	7005410	565	16031212	541	18033232	574	25003232	544	64002016	553
2404612	543	7005412	565	16031616	541	18041212	574	25011212	545	64002024	553
2404812	543	7005414	565	16700001	468	18041216	574	25011216	545	64002420	553
2404816	543	7005418	565	16700004	468	18041612	574	25011612	545	64002432	553
2405106	543	7005512	565	16700007	468	18041616	574	25011616	545	64003224	553
2405108	543	7005514	565	16700010	468	18041620	574	25011620	545	64011212	553
2405128	543	7005614	565	16700012	468	18041624	574	25012016	545	64011616	553
2405812	543	7005616	565	16700013	468	18042016	574	25012020	545	64012020	553
2406104	544	7005618	565	16700016	468	18042020	574	25012024	545	64012020	553
2406106	544	7005816	565	16700017	468	18042024	574	25012420	545	64012424	553
2406108	544	7005818	565	16700022	468	18042420	574	25012424	545	640121212	554
2406124	544	7005822	565	16700024	468	18042424	574	25013232	545	64041616	554
2406126	544	7022108	565	17001212	573	18043232	574	25021212	545	65011212	555
2406128	544	7025410	566	17001216	573	22611212	575	25021612	545	65011616	555
2406164	544	7025412	566	17001612	573	22611616	575	25021616	545	65012020	555
2406166	544	7025512	566	17001616	573	22612020	575	25022020	545	65012424	555
2406168	544	7025614	566	17001620	573	22612424	575	25031012	545	65013232	555

MIDLAND INDUSTRIES

NUMERICAL INDEX

Part#	Page	Part#	Page	Part#	Page	Part#	Page
65031212	555	BLAY-100	431	CDC-500-SS1	388	CF-15115-SS304	444
65041010	556	BLAY-125	431	CDC-600-A1	382	CF-15200-SS304	444
65041212	556	BLAY-150	431	CDC-600-B1	391	CF-15201-SS304	444
65041616	556	BLAY-150-CASS	431	CDC-600-SS1	388	CF-15202L-SS304	440
65042020	556	BLAY-200	431	CDC-800-A1	382	CF-15202-SS304	440
65051212	556	BLAY-200-CASS	431	CDC-800-SS1	388	CF-15202-SS304	444
65051612	556	BLAY-250	431	CDC-1000-A	382	CF-15203-SS304	440
65051616	556	BLAY-300	431	CDCSL-200-A1	393	CF-15203-SS304	444
65052424	556	BLAY-300-CASS	431	CDCSL-200-SS1	394	CF-15203-SS304	444
65061212	556	BLAY-400	431	CDCSL-300-A1	393	CF-15204-SS304	444
65061616	556	BLAY-400-CASS	431	CDCSL-300-SS1	394	CF-15205-SS304	440
65062020	556	BLAY-600	431	CDCSL-400-A1	393	CF-15205-SS304	444
65062424	556	BLAY-600-CASS	431	CDCSL-400-SS1	394	CF-20208-SS304	444
65063232	556	BLOW150-300	417	CDCSL-600-A1	393	CF-20208-SS304	444
70001012	563	BLOW150-400	417	CDCSL-600-SS1	394	CF-20209-SS304	440
70001212	563	BOPF-C	591	CDP-050-A1	382	CF-20209-SS304	444
70001616	563	BRLAYHD-200	432	CDP-050-B1	391	CF-20210-SS304	444
70021212	564	BRLAYHD-300	432	CDP-050-PP	386	CF-20211L-SS304	440
70021216	564	BRLAYHD-400	432	CDP-050-SS1	388	CF-20211-SS304	444
70021616	564	BRLAYHD-600	432	CDP-075-A1	382	CF-20211-SS304	444
70051018	565	BSB-400-187	421	CDP-075-B1	391	CF-20211-SS304	444
70051020	565	BSB-400-250	421	CDP-075-PP	386	CF-20212L-SS304	440
70051022	565	BSB-450-125	421	CDP-075-SS1	388	CF-20212-SS304	444
70051222	565	BSB-500-187	421	CDP-100-A1	382	CF-20212-SS304	444
70221212	565	BSB-500-250	421	CDP-100-B1	391	CF-20212-SS304	444
70221616	565	BSB-600-250	421	CDP-100-PP	386	CF-20213L-SS304	440
70251022	566	BW-16-16API-C	591	CDP-100-SS1	388	CF-20213-SS304	444
70251227	566	CC-1113	468	CDP-125-A1	382	CF-20213-SS304	444
70251633	566	CC-1315	468	CDP-125-B1	391	CF-20214-SS304	444
70421212	565	CC-1517	468	CDP-125-PP	386	CF-20214-SS304	444
70421616	565	CC-1518	468	CDP-125-SS1	388	CF-20215-SS304	440
70451227	566	CC-1720	468	CDP-150-A1	382	CF-25303L-SS304	441
70451633	566	CC-2023	468	CDP-150-B1	391	CF-25303-SS304	441
71040604	131	CC-2225	468	CDP-150-PP	386	CF-30309-SS304	441
71060404	131	CC-2327	468	CDP-150-SS1	388	CF-30309-SS304	444
71060406	131	CC-2528	468	CDP-200-A1	382	CF-30310L-SS304	441
72001212	563	CC-2731	468	CDP-200-B1	391	CF-30310-SS304	441
72060404	132	CC-3134	468	CDP-200-PP	386	CF-30310-SS304	444
72100808	132	CC-3437	468	CDP-200-SS1	388	CF-30311L-SS304	441
74201212	563	CCP-1098	469	CDP-250-A1	382	CF-30311-SS304	444
74201612	563	CDC-050-A1	382	CDP-250-B1	391	CF-30312L-SS304	441
74201616	563	CDC-050-B1	391	CDP-250-SS1	388	CF-30312-SS304	441
75201010	563	CDC-050-PP	386	CDP-300-A1	382	CF-30312-SS304	444
75201212	563	CDC-050-SS1	388	CDP-300-B1	391	CF-30312-SS304	444
ANV1F	567	CDC-075-A1	382	CDP-300-PP	386	CF-30313L-SS304	441
ANV1M	567	CDC-075-B1	391	CDP-300-SS1	388	CF-30313-SS304	441
ANV12F	567	CDC-075-PP	386	CDP-400-A1	382	CF-30313-SS304	444
ANV12M	567	CDC-075-SS1	388	CDP-400-B1	391	CF-30314L-SS304	441
ANV14F	567	CDC-100-A1	382	CDP-400-PP	386	CF-30314-SS304	441
ANV14M	567	CDC-100-B1	391	CDP-400-SS1	388	CF-30314-SS304	444
ANV34F	567	CDC-100-PP	386	CDP-500-A1	382	CF-30315L-SS304	441
ANV34M	567	CDC-100-SS1	388	CDP-500-B1	391	CF-30315-SS304	441
ANV38F	567	CDC-125-A1	382	CDP-600-A1	382	CF-30315-SS304	444
ANV38M	567	CDC-125-B1	391	CDP-600-B1	391	CF-30400L-SS304	441
AR2	496	CDC-125-PP	386	CDP-600-SS1	388	CF-30400-SS304	441
ARI-300	420	CDC-125-SS1	388	CDP-800-A1	382	CF-30400-SS304	444
ARI-400	420	CDC-150-A1	382	CDP-800-SS1	388	CF-40409-SS304	442
ARI-600	420	CDC-150-B1	391	CDP-1000-A	382	CF-40410L-SS304	442
BC2-075A-DP	406	CDC-150-PP	386	CF-05101-SS304	443	CF-40410-SS304	442
BC2-075C-DP	406	CDC-150-SS1	388	CF-05101S-SS304	439	CF-40410-SS304	445
BC4-100B-DP	406	CDC-200-A1	382	CF-05102-SS304	443	CF-40411L-SS304	442
BC4-125-DP	406	CDC-200-B1	391	CF-08105-SS304	439	CF-40411-SS304	442
BC4-200A-DP	406	CDC-200-PP	386	CF-08105-SS304	443	CF-40411-SS304	445
BC4-200-DP	406	CDC-200-SS1	388	CF-08106-SS304	443	CF-40412L-SS304	442
BE-300-SP	404	CDC-250-A1	382	CF-08108-SS304	443	CF-40412-SS304	442
BG50	397	CDC-250-B1	391	CF-10108-SS304	443	CF-40412-SS304	445
BG75	397	CDC-250-SS1	388	CF-10109-SS304	439	CF-40413L-SS304	442
BG100	397	CDC-300-A1	382	CF-10109-SS304	443	CF-40413-SS304	442
BG125	397	CDC-300-B1	391	CF-10110-SS304	439	CF-40413-SS304	445
BG150	397	CDC-300-PP	386	CF-10110-SS304	443	CF-40414L-SS304	442
BG200	397	CDC-300-SS1	388	CF-10111-SS304	439	CF-40414-SS304	442
BG250	397	CDC-400-A1	382	CF-10111-SS304	443	CF-40414-SS304	445
BG300	397	CDC-400-B1	391	CF-13113-SS304	439	CF-40415L-SS304	442
BG400	397	CDC-400-PP	386	CF-13114-SS304	439	CF-40415-SS304	442
BG500	397	CDC-400-SS1	388	CF-13114-SS304	444	CF-40415-SS304	445
BG600	397	CDC-500-A1	382	CF-13115-SS304	444	CF-40500L-SS304	442
BG800	397	CDC-500-B1	391	CF-15115-SS304	440	CF-40500-SS304	442

MIDLAND INDUSTRIES

NUMERICAL INDEX

Part#	Page	Part#	Page	Part#	Page	Part#	Page
CF-40501L-SP	442	CGA-400-PP	385	CGC-075-A1	381	CGD-100-SS1	387
CF-40501-SP	442	CGA-400-SS1	387	CGC-075-B1	390	CGD-125-A1	381
CF-60610-SP	442	CGA-500-A1	381	CGC-075-PP	385	CGD-125-B1	390
CF-60612-SP	442	CGA-500-B1	390	CGC-075-SS1	387	CGD-125-PP	385
CF-60614-SP	442	CGA-500-SS1	387	CGC-100-A1	381	CGD-125-SS1	387
CF-60702-SP	442	CGA-600-A1	381	CGC-100-B1	390	CGD-150-A1	381
CF-60704-SP	442	CGA-600-B1	390	CGC-100CR-SS1	395	CGD-150-B1	390
CFT-08104T-SS304	443	CGA-600-SS1	387	CGC-100-PP	385	CGD-150-PP	385
CFT-08106T-SP	439	CGA-800-A1	381	CGC-100-SS1	387	CGD-150-SS1	387
CFT-08106T-SS304	443	CGA-800-SS1	387	CGC-125-A1	381	CGD-200-A1	381
CFT-08107T-SP	439	CGA-1000-A	381	CGC-125-B1	390	CGD-200-B1	390
CFT-08107T-SS304	443	CGA-1520-A	383	CGC-125-PP	385	CGD-200-PP	385
CFT-08108T-SP	439	CGA-2015-A	383	CGC-125-SS1	387	CGD-200-SS1	387
CFT-08108T-SS304	443	CGA-2030-A	383	CGC-150-A1	381	CGD-250-A1	381
CFT-08109T-SP	439	CGA-3040-A	383	CGC-150-B1	390	CGD-250-B1	390
CFT-08109T-SS304	443	CGA-4030-A	383	CGC-150CR-A1	395	CGD-250-SS1	387
CFT-10114T-SP	439	CGA-6040-A	383	CGC-150CR-SS1	395	CGD-300-A1	381
CFT-10115T-SP	439	CGASV-300-A	383	CGC-150-PP	385	CGD-300-B1	390
CFT-10117T-SP	439	CGASV-400-A	383	CGC-150-SS1	387	CGD-300-PP	385
CFT-10117T-SS304	443	CGB-050-A1	381	CGC-200-A1	381	CGD-300-SS1	387
CFT-10118T-SP	439	CGB-050-B1	390	CGC-200-B1	390	CGD-400-A1	381
CG-050-EPDM	397	CGB-050-PP	385	CGC-200CR-A1	395	CGD-400-B1	390
CG-050-VI	397	CGB-050-SS1	387	CGC-200CR-SS1	395	CGD-400-PP	385
CG-075-NBR	397	CGB-075-A1	381	CGC-200-PP	385	CGD-400-SS1	387
CG-075-VI	397	CGB-075-B1	390	CGC-200-SS1	387	CGD-500-A1	381
CG-100-NBR	397	CGB-075-PP	385	CGC-250-A1	381	CGD-500-B1	390
CG-100-VI	397	CGB-075-SS1	387	CGC-250-B1	390	CGD-500-SS1	387
CG-125-NBR	397	CGB-100-A1	381	CGC-250CR-A1	395	CGD-600-A1	381
CG-125-VI	397	CGB-100-B1	390	CGC-250-SS1	387	CGD-600-SS1	387
CG-150-NBR	397	CGB-100-PP	385	CGC-300-A1	381	CGD-800-A1	381
CG-150-VI	397	CGB-100-SS1	387	CGC-300-B1	390	CGD-1000-A	381
CG-200-EPDM	397	CGB-125-A1	381	CGC-300CR-A1	395	CGD-150-A	384
CG-200-NBR	397	CGB-125-B1	390	CGC-300CR-SS1	395	CGD-2015-A	384
CG-200-VI	397	CGB-125-PP	385	CGC-300-PP	385	CGD-2090-SS	389
CG-250-NBR	397	CGB-125-SS1	387	CGC-300-SS1	387	CGD-3020-A	384
CG-250-VI	397	CGB-150-A1	381	CGC-400-A1	381	CGDSL-200-A1	393
CG-300-EPDM	397	CGB-150-B1	390	CGC-400-B1	390	CGDSL-200-SS1	394
CG-300-NBR	397	CGB-150-PP	385	CGC-400CR-A1	395	CGDSL-300-A1	393
CG-300-VI	397	CGB-150-SS1	387	CGC-400CR-SS1	395	CGDSL-300-SS1	394
CG-400-NBR	397	CGB-200-A1	381	CGC-400-PP	385	CGDSL-400-A1	393
CG-400-VI	397	CGB-200-B1	390	CGC-400-SS1	387	CGDSL-400-SS1	394
CG-500-NBR	397	CGB-200-PP	385	CGC-500-A1	381	CGDSL-600-A1	393
CG-600-NBR	397	CGB-200-SS1	387	CGC-500-B1	390	CGDSL-600-SS1	394
CG-800-NBR	397	CGB-250-A1	381	CGC-500-SS1	387	CGDSV-300-A	384
CGA-050-A1	381	CGB-250-B1	390	CGC-600-A1	381	CGDSV-400-A	384
CGA-050-B1	390	CGB-250-SS1	387	CGC-600CR-A1	395	CGE-050-A1	382
CGA-050-PP	385	CGB-300-A1	381	CGC-600-SS1	387	CGE-050-B1	391
CGA-050-SS1	387	CGB-300-B1	390	CGC-800-A1	381	CGE-050-PP	386
CGA-075-A1	381	CGB-300-PP	385	CGC-800CS-A1	395	CGE-050-SS1	388
CGA-075-B1	390	CGB-300-SS1	387	CGC-800-SS1	387	CGE-075-A1	382
CGA-075-PP	385	CGB-400-A1	381	CGC-1000-A	381	CGE-075-B1	391
CGA-075-SS1	387	CGB-400-B1	390	CGC-1590-A	383	CGE-075-PP	386
CGA-100-A1	381	CGB-400-PP	385	CGC-2015-A	383	CGE-075-SS1	388
CGA-100-B1	390	CGB-400-SS1	387	CGC-2090-A	383	CGE-100-A1	382
CGA-100-PP	385	CGB-500-A1	381	CGC-3020-A	383	CGE-100-B1	391
CGA-100-SS1	387	CGB-500-B1	390	CGC-3025-A	383	CGE-100CR-SS1	395
CGA-125-A1	381	CGB-500-SS1	387	CGC-4030-A	383	CGE-100-PP	386
CGA-125-B1	390	CGB-600-A1	381	CGCSL-200CR-A1	393	CGE-100-SS1	388
CGA-125-PP	385	CGB-600-B1	390	CGCSL-200CR-SS1	394	CGE-125-A1	382
CGA-125-SS1	387	CGB-600-SS1	387	CGCSL-300CR-A1	393	CGE-125-B1	391
CGA-150-A1	381	CGB-800-A1	381	CGCSL-300CR-SS1	394	CGE-125-PP	386
CGA-150-B1	390	CGB-800-SS1	387	CGCSL-400CR-A1	393	CGE-125-SS1	388
CGA-150-PP	385	CGB-1000-A	381	CGCSL-400CR-SS1	394	CGE-150-A1	382
CGA-150-SS1	387	CGB-3020-A	383	CGCSL-600CR-A1	393	CGE-150-B1	391
CGA-200-A1	381	CGB-3040-A	383	CGCSL-600CR-A4	393	CGE-150CR-A1	395
CGA-200-B1	390	CGB-4030-A	383	CGCSL-600CR-SS1	394	CGE-150CR-SS1	395
CGA-200-PP	385	CGBSL-200-A1	393	CGD-050-A1	381	CGE-150-PP	386
CGA-200-SS1	387	CGBSL-200-SS1	394	CGD-050-B1	390	CGE-150-SS1	388
CGA-250-A1	381	CGBSL-300-A1	393	CGD-050-PP	385	CGE-200-A1	382
CGA-250-B1	390	CGBSL-300-SS1	394	CGD-050-SS1	387	CGE-200-B1	391
CGA-250-SS1	387	CGBSL-400-A1	393	CGD-075-A1	381	CGE-200CR-A1	395
CGA-300-A1	381	CGBSL-400-SS1	394	CGD-075-B1	390	CGE-200CR-SS1	395
CGA-300-B1	390	CGBSL-600-A1	393	CGD-075-PP	385	CGE-200-PP	386
CGA-300-PP	385	CGC-050-A1	381	CGD-075-SS1	387	CGE-200-SS1	388
CGA-300-SS1	387	CGC-050-B1	381	CGD-100-A1	381	CGE-250-A1	382
CGA-400-A1	381	CGC-050-PP	385	CGD-100-B1	390	CGE-250-B1	391
CGA-400-B1	390	CGC-050-SS1	387	CGD-100-PP	385	CGE-250CR-A1	395

MIDLAND INDUSTRIES

NUMERICAL INDEX

Part#	Page	Part#	Page	Part#	Page	Part#	Page
CGE-250-SS1	388	CNFL-300CR-SS316	402	CPHL-10	468	CSL-15202S-SP	447
CGE-300-A1	382	CNFL-400CR-S	402	CPHL-11	468	CSL-15203-SP	447
CGE-300-B1	391	CNFL-400CR-SS316	402	CPHL-12	468	CSL-15204-SP	447
CGE-300CR-A1	395	CNFL-600CR-S	402	CPHL-14	468	CSL-15205-SP	447
CGE-300CR-SS1	395	CNFL-600CR-SS316	402	CPHL-16	468	CSL-15206-SP	447
CGE-300-PP	386	CNG-150-SP	399	CPHL-18	468	CSL-20204-SP	447
CGE-300-SS1	388	CNG-200CR-SP	402	CPHL-20	468	CSL-20206-SP	447
CGE-400-A1	382	CNG-200CR-SS316	402	CPHL-24	468	CSL-20206-SS304	451
CGE-400-B1	391	CNG-200-S	399	CPHL-26	468	CSL-20206S-SP	447
CGE-400CR-A1	395	CNG-200-SP	399	CPHL-28	468	CSL-20207-SP	447
CGE-400CR-SS1	395	CNG-250CR-SS316	402	CPHL-32	468	CSL-20207-SS304	451
CGE-400-PP	386	CNG-250-SP	399	CPHLS-04	468	CSL-20207S-SP	447
CGE-400-SS1	388	CNG-300CR-SP	402	CPHLS-05	468	CSL-20208-SP	447
CGE-500-A1	382	CNG-300CR-SS316	402	CPHLS-06	468	CSL-20208-SS304	451
CGE-500-B1	391	CNG-300-S	399	CPHLS-07	468	CSL-20209-A	445
CGE-500-SS1	388	CNG-300-SP	399	CPHLS-08	468	CSL-20209-SP	447
CGE-600-A1	382	CNG-400CR-SP	402	CPHLS-09	468	CSL-20209-SS304	451
CGE-600-B1	391	CNG-400CR-SS316	402	CPHLS-10	468	CSL-20209S-SP	447
CGE-600CR-A1	395	CNG-400CS-S	401	CPHLS-11	468	CSL-20210-A	445
CGE-600-SS1	388	CNG-400CS-SP	401	CPHLS-12	468	CSL-20210-SP	447
CGE-800-A1	382	CNG-400-S	399	CPHLS-14	468	CSL-20210-SS304	451
CGE-800CS-A1	395	CNG-400-SP	399	CPHLS-16	468	CSL-20210S-SP	447
CGE-800-SS1	388	CNG-500-SP	399	CPHLS-18	468	CSL-20211-A	445
CGE-1000-A	382	CNG-600CR-SP	402	CPHLS-20	468	CSL-20211-SP	447
CGF-050-A1	382	CNG-600CS-S	401	CPHLS-24	468	CSL-20211-SS304	451
CGF-050-B1	391	CNG-600CS-SP	401	CPHLS-28	468	CSL-20211S-SP	447
CGF-050-PP	386	CNG-600-S	399	CPHLS-32	468	CSL-20212-SP	447
CGF-050-SS1	388	CNG-600-SP	399	CRPVC-019	416	CSL-20212-SS304	451
CGF-075-A1	382	CNG-800CS-S	401	CRPVC-025	416	CSL-20213-SP	447
CGF-075-B1	391	CNG-800CS-SP	401	CRPVC-025-100	416	CSL-20214-SP	447
CGF-075-PP	386	CNL-200CR-SP	401	CRPVC-031	416	CSL-20214-SS304	451
CGF-075-SS1	388	CNL-250CR-SP	401	CRPVC-031-100	416	CSL-20215-SP	447
CGF-100-A1	382	CNL-300CR-SP	401	CRPVC-038	416	CSL-20300-SP	447
CGF-100-B1	391	CNL-400CR-SP	401	CRPVC-038-100	416	CSL-25302-SP	448
CGF-100-PP	386	CNSC-300CR-SP	402	CRPVC-050	416	CSL-25306-SP	448
CGF-100-SS1	388	CNSC-400CR-SP	402	CRPVC-050-100	416	CSL-30304-SP	448
CGF-125-A1	382	CNT-100CR-SP	401	CRPVC-063	416	CSL-30306-SP	448
CGF-125-B1	391	CNT-100CR-SS316	401	CRPVC-063-100	416	CSL-30306S-SP	448
CGF-125-PP	386	CNT-125CR-SP	401	CRPVC-075	416	CSL-30307-SP	448
CGF-125-SS1	388	CNT-125CR-SS316	401	CRPVC-075-100	416	CSL-30308-SP	448
CGF-150-A1	382	CNT-150CR-SP	401	CRPVC-100	416	CSL-30308S-SP	448
CGF-150-B1	391	CNT-150CR-SS316	401	CRPVC-100-100	416	CSL-30309-SP	448
CGF-150-PP	386	CNT-200CR-SP	401	CRPVC-125	416	CSL-30309-SS304	451
CGF-150-SS1	388	CNT-200CR-SS316	401	CRPVC-150	416	CSL-30309S-SP	448
CGF-200-A1	382	CNT-250CR-SP	401	CRPVC-200	416	CSL-30310-A	445
CGF-200-B1	391	CNT-250CR-SS316	401	CSL-05100S-SP	446	CSL-30310-SP	448
CGF-200-PP	386	CNT-300CR-SP	401	CSL-05100S-SS304	450	CSL-30310-SS304	451
CGF-200-SS1	388	CNT-300CR-SS316	401	CSL-08102S-SP	446	CSL-30310S-SP	448
CGF-250-A1	382	CNT-400-B	399	CSL-08104-SS304	450	CSL-30311-SP	448
CGF-250-B1	391	CNT-400CR-SP	401	CSL-08104S-SS304	450	CSL-30311-SS304	451
CGF-250-SS1	388	CNT-400CR-SS316	401	CSL-08105S-SP	446	CSL-30311S-SP	448
CGF-300-A1	382	CNT-400CS-S	401	CSL-08106-SP	446	CSL-30312-SP	448
CGF-300-B1	391	CNT-400CS-SP	401	CSL-10107-SP	446	CSL-30312-SS304	451
CGF-300-PP	386	CNT-600CR-SP	401	CSL-10107S-SP	446	CSL-30312S-SP	448
CGF-300-SS1	388	CNT-600CR-SS316	401	CSL-10108-SP	446	CSL-30313-A	445
CGF-400-A1	382	CNT-600CS-S	401	CSL-10108-SS304	450	CSL-30313-SP	448
CGF-400-B1	391	CNT-600CS-SP	401	CSL-10108S-SP	446	CSL-30313-SS304	451
CGF-400-PP	386	CNT-600-S	398	CSL-10109-SP	446	CSL-30313S-SP	448
CGF-400-SS1	388	CNT-800CS-S	401	CSL-10109S-SP	446	CSL-30314-A	445
CGF-500-A1	382	CNT-800CS-SP	401	CSL-10109S-SS304	450	CSL-30314-SP	448
CGF-500-B1	391	CNT-1200-S	398	CSL-10110-SP	446	CSL-30314-SS304	451
CGF-500-SS1	388	CNT-1200-SP	398	CSL-10110-SS304	450	CSL-30314S-SP	448
CGF-600-A1	382	CNTB-200CR-S	402	CSL-10110S-SS304	450	CSL-30315-A	445
CGF-600-B1	391	CNTB-200CR-SS316	402	CSL-10111-SP	446	CSL-30400-SP	448
CGF-600-SS1	388	CNTB-300CR-S	402	CSL-10111S-SP	446	CSL-40406-SP	449
CGF-800-A1	382	CNTB-300CR-SS316	402	CSL-10112-SP	446	CSL-40408-SP	449
CGF-800-SS1	388	CNTB-400CR-S	402	CSL-10112-SS304	450	CSL-40409-SP	449
CGF-1000-A	382	CNTB-400CR-SS316	402	CSL-13113S-SP	446	CSL-40410-SP	449
CGF-1520-A	384	CNTB-600CR-S	402	CSL-13113S-SS304	451	CSL-40410S-SP	449
CGF-2030-A	384	CNTB-600CR-SS316	402	CSL-13114-SS304	451	CSL-40411-A	445
CGF-3020-A	384	CPHL-03	468	CSL-13114S-SP	446	CSL-40411-SP	449
CGF-3040-A	384	CPHL-04	468	CSL-15112-SP	447	CSL-40411S-SP	449
CGF-4030-A	384	CPHL-05	468	CSL-15115-SP	447	CSL-40412-A	445
CGF-4060-A	384	CPHL-06	468	CSL-15200-SP	447	CSL-40412-SP	449
CNFL-200CR-S	402	CPHL-07	468	CSL-15201-SP	447	CSL-40412S-SP	449
CNFL-200CR-SS316	402	CPHL-08	468	CSL-15201-SS304	451	CSL-40413-A	445
CNFL-300CR-S	402	CPHL-09	468	CSL-15202-SP	447	CSL-40413-SP	449

MIDLAND INDUSTRIES

NUMERICAL INDEX

Part#	Page	Part#	Page	Part#	Page	Part#	Page
CSL-40413S-SP	449	DX4336	483	EPDM-150	422	FS250344	561
CSL-40414-A	445	DX4424	483	EPDM-200	422	FS250366	561
CSL-40414-SP	449	DX4436	483	EPDM-300	422	FS250388	561
CSL-40414S-SP	449	DX4524VG	483	EPDM-400	422	FS260344	561
CSL-40415-SP	449	DX4536VG	483	F38	469	FS260366	561
CSL-40500-SP	449	DX5005	483	F40	469	FS260388	561
CSL-40500S-SP	449	DX5006	483	F100	469	FS640244	561
CSL-60604-SP	449	DX5022	483	FE-025-SP	404	FS640266	561
CSL-60606-SP	449	DX5090	483	FE-125-SP	404	FS640288	561
CSL-60608-SP	449	DX5190	483	FE-150-SP	404	FS650044	562
CSL-60610-SP	449	DX5197	483	FE-200-SP	404	FS650066	562
CSL-60612-SP	449	DX60021	482	FF-1-F	568	FS650088	562
CSL-60614-SP	449	DX60021V	482	FF1M	568	FS650444	562
CSL-60700-SP	449	DX60022	482	FF12F	568	FS650466	562
CSL-60702-SP	449	DX60022V	482	FF12M	568	FS650488	562
CSL-60704-SP	449	DX60023	482	FF14F	568	FS680144	562
CSL-80812-SP	449	DX60023V	482	FF14M	568	FS680146	562
CSL-80900-SP	449	DX60092	482	FF34F	568	FS680164	562
CSL-80904-SP	449	DX140030MG	481	FF34M	568	FS680166	562
CSL-80908-SP	449	DX140040MG	481	FF38F	568	FS680168	562
CSL-100108-SP	450	DX140050MG	481	FF38M	568	FS680186	562
CSL-100114-SP	450	DX140060MG	481	FF1234F	568	FS680188	562
DA-1510-A	384	DX140070MG	481	FF1234M	568	FS680244	562
DA-1520-A	384	DX141530MG	481	FF3416F	568	FS680266	562
DA-2015-A	384	DX141540MG	481	FF3416M	568	FS680288	562
DA-2030-A	384	DX141550MG	481	FF3812F	568	FS680944	563
DA-2030-SS	389	DX141560MG	481	FF3812M	568	FS680966	563
DA-2040-A	384	DX141570MG	481	FHE-075-MP	400	FS680988	563
DA-3015-A	384	DX142530MG	481	FLDROP-200	429	FS2501108	561
DA-3020-A	384	DX142540MG	481	FLDROP-400	429	FS2501128	561
DA-3020-SS	389	DX142550MG	481	FLX-075	423	FS2501812	561
DA-3040-A	384	DX142560MG	481	FLX-100	423	FS6801108	562
DA-3040-SS	389	DX142570MG	481	FLX-150	423	FS6801810	562
DA-4020-A	384	DX144030MG	481	FLX-200	423	FS25001010	561
DA-4030-A	384	DX144040MG	481	FLX-300	423	FS25001212	561
DA-4030-SS	389	DX144050MG	481	FLX-400	423	FS25001616	561
DA-4060-A	384	DX144060MG	481	FLXS-100	423	FS25011012	561
DBC-40-DP	463	DX144070MG	481	FLXS-200	423	FS25011212	561
DBC-60-DP	463	DX250030	481	FLXS-300	423	FS25011216	561
DBC-76-DP	463	DX250040	481	FLXS-400	423	FS25011616	561
DBC-94-DP	463	DX250050	481	FN-075	407	FS25012020	561
DBC-400-DP	463	DX250060	481	FN-075G	407	FS25012424	561
DBC-431-DP	463	DX251530	481	FN-075R	407	FS25031212	561
DBC-463-DP	463	DX251540	481	FN-100	407	FS25031616	561
DBC-525-DP	463	DX251550	481	FN-150	407	FS26031212	561
DBC-550-DP	463	DX251560	481	FN-200	407	FS64021010	561
DBC-600-DP	463	DX252530	481	FRAC400-300	427	FS64021212	561
DBC-639-DP	463	DX252540	481	FRAC400-400	427	FS65001212	562
DBC-675-DP	463	DX252550	481	FRAC400-600	427	FS65041010	562
DBC-769-DP	463	DX252560	481	FS6400O44	562	FS65041616	562
DBC-818-DP	463	DX254030	481	FS6400O46	562	FS68011012	562
DBC-875-DP	463	DX254040	481	FS6400O64	562	FS68011210	562
DBC-988-DP	463	DX254050	481	FS6400O66	562	FS68011212	562
DBC-1125-DP	463	DX254060	481	FS6400O68	562	FS68011216	562
DBC-1275-DP	463	DX256500	481	FS6400O86	562	FS68011616	562
DBC-1360-DP	463	DX259520	481	FS6400O88	562	FS68011620	562
DD-1515-A	384	DX259530	481	FS6400O108	562	FS68012016	562
DD-1515-SS	389	DX259540	481	FS6400O128	562	FS68012020	562
DD-2020-A	384	DX259550	481	FS6400O810	562	FS68012424	562
DD-2020-SS	389	DX259560	481	FS6400O1010	562	FS68021010	562
DD-2030-A	384	DX259570	481	FS6400O1012	562	FS68021212	562
DD-2030-SS	389	DX722530	482	FS6400O1210	562	FS68021616	562
DD-3030-A	384	DX722540	482	FS6400O1212	562	FS68022020	562
DD-3030-SS	389	DX722550	482	FS6400O1216	562	FS68091212	563
DD-3040-A	384	DX722560	482	FS6400O1612	562	FSO304C4	560
DD-3040-SS	389	DX723230	482	FS6400O1616	562	FSO304C6	560
DD-4040-SS	389	DX723240	482	FS6400O1620	562	FSO304C8	560
DURFL-200	433	DX723250	482	FS6400O2020	562	FSO304C10	560
DURFL-200-CASSP	433	DX723260	482	FS6400O2024	562	FSO304C12	560
DURFL-300	433	DX724030	482	FS6400O2424	562	FSO304C16	560
DURFL-300-CASSP	433	DX724040	482	FS250044	561	FSO304C20	560
DURFL-400	433	DX724050	482	FS250066	561	FSO304C24	560
DURFL-400-CASSP	433	DX724060	482	FS250144	561	FSO3064	560
DURFL-600	433	DX725030	482	FS250164	561	FSO3066	560
DX35TR25	482	DX725040	482	FS250166	561	FSO3068	560
DX35TR38	482	DX725050	482	FS250186	561	FSO3184	559
DX4324	483	DX725060	482	FS250188	561	FSO3186	559

MIDLAND INDUSTRIES

NUMERICAL INDEX

Part#	Page	Part#	Page	Part#	Page	Part#	Page
FSO3188	559	GJS-150CR-SP	400	JACK-075-50	417	M10DC-131	464
FSO3194	560	GJS-200CR-SP	400	JACK-075BL-50	417	M10DC-140	464
FSO3196	560	GJS-250CR-SP	400	JACK-075-CUASSP	417	M10DC-149	464
FSO3198	560	GJS-300CR-SP	400	JACK-075G-50	417	M10DC-162	464
FSO24084	561	GPE-025-300	418	JACK-075R-50	417	M10DC-175	464
FSO24086	561	GPE-038-300	418	KZEB14PF	569	M10DC-188	464
FSO24088	561	GPE-050-300	418	KZEB14SM	569	M10DC-200	464
FSO30612	560	GPE-063-300	418	KZEB38PF	569	M10DC-220	464
FSO30616	560	GPE-075-300	418	LSQVEP1PF	568	M10DC-240	464
FSO31810	559	GPE-100-300	418	LSQVEP1SF	568	M10DC-260	464
FSO31812	559	GT15	507	LSQVEP12PF	568	M10DC-280	464
FSO31816	559	GT30	507	LSQVEP12SF	568	M10DC-300	464
FSO31820	559	GT60	507	LSQVEP20PF	568	M10DC-325	464
FSO31910	560	Handle	206	LSQVEP20SF	568	M10DC-350	464
FSO31912	560	HE-050CF-SP	400	LSQVEP34PF	568	M10DC-375	464
FSO31916	560	HE-075CF-SP	400	LSQVEP34SF	568	M10DC-400	464
FSO31920	560	HE-075CR-SP	400	M6-23	459	M10DC-425	464
FSO240344	560	HE-100CF-SP	400	M6-26	459	M10DC-450	464
FSO240366	560	HE-100CR-SP	400	M6-29	459	MB4004	571
FSO240388	560	HE-125-SP	404	M6-32	459	MB4006	571
FSO240664	560	HE-150-SP	404	M6-36	459	MB4008	571
FSO240684	560	HE-200-SP	404	M6-40	459	MB4012	571
FSO240810	561	HM-063-S	403	M6S-23	459	MB4016	571
FSO240812	561	HM-063-SP	403	M6S-26	459	ME-025-SP	404
FSO240816	561	HM-300-S	403	M6S-29	459	MFC12N	571
FSO240820	561	HM-400-S	403	M6S-32	459	MFC34N	571
FSO240824	561	HM-600-S	403	M6S-36	459	MFC38N	571
FSO2406106	560	HM-600-SP	403	M6S-40	459	MKL-019-SP	459
FSO2406108	560	HM-800-S	403	M8-44	460	MKL-022-SP	459
FSO2406126	560	HM-800-SP	403	M8-48	460	MKL-025-SP	459
FSO24031212	560	HN-075-B	408	M8-52	460	MKL-028-SP	459
FSO24031616	560	HN-100-B	408	M8-56	460	MKL-031-SP	459
FUEL-025	420	HN-125-B	408	M8-60	460	MKL-035-SP	459
FUEL-031	420	HN-150-B	408	M8-64	460	MKL-039-SP	459
FUEL-038	420	HN-200-B	408	M8-68	460	MKL-043-SP	459
FV-200-DP	407	HNC-04-02-SP	406	M8-74	460	MKL-047-SP	459
FV-300-DP	407	HNC-04-04-SP	406	M8-80	460	MKL-051-SP	459
FV-400-DP	407	HNC-06-04-SP	406	M8-86	460	MKL-055-SP	459
FV-600-DP	407	HNC-06-06-SP	406	M8-92	460	MKL-059-SP	459
GDS-050-B	405	HNC-08-06-SP	406	M8-98	460	MKL-063-SP	459
GDS-075-B	405	HNC-08-08-SP	406	M8-104	460	MKL-067-SP	459
GE3L1NPT	259	HNC-12-08-SP	406	M8-113	460	MKL-073-SP	459
GE3L04SAE	259	HNC-16-12-SP	406	M8-122	460	MKL-079-SP	459
GE3L06SAE	259	HNV12F	567	M8S-44	460	MKL-085-SP	459
GE3L08SAE	259	HNV12FB	567	M8S-48	460	MKL-091-SP	459
GE3L12NPT	259	HNV12M	567	M8S-52	460	MKL-097-SP	459
GE3L12SAE	259	HNV12MB	567	M8S-56	460	MKL-103-SP	459
GE3L14NPT	259	HNV14F	567	M8S-60	460	MKL-112-SP	459
GE3L16SAE	259	HNV14FB	567	M8S-64	460	MKL-121-SP	459
GE3L34NPT	259	HNV14M	567	M8S-68	460	MKL-130-SP	459
GE3L38NPT	259	HNV14MB	567	M8S-74	460	MKL-139-SP	459
GE3L112TNPT	259	HNV34F	567	M8S-80	460	MKL-148-SP	459
GE3L114TNPT	259	HNV34FB	567	M8S-86	460	MKL-161-SP	459
GE21NPT	259	HNV34M	567	M8S-92	460	MKL-174-SP	459
GE204SAE	259	HNV34MB	567	M8S-98	460	MKL-187-SP	459
GE206SAE	259	HNV38F	567	M8S-104	460	MKL-200-SP	459
GE208SAE	259	HNV38FB	567	M8S-113	460	MKL-213-SP	459
GE212NPT	259	HNV38M	567	M8S-122	460	MKL-226-SP	459
GE212SAE	259	HNV38MB	567	M8S-131	460	MKL-239-SP	459
GE214NPT	259	HPCWB-150	434	M8S-140	460	MMFC4NPT	570
GE216SAE	259	HPCWB-200	434	M8S-149	460	MMFC6NPT	570
GE234NPT	259	HPCWB200-150	434	M8S-162	460	MMFC8NPT	570
GE238NPT	259	HPCWB200-400	434	M10-131	460	MMFC12NPT	570
GE2112TNPT	259	HPCWB250-200	434	M10-140	460	MMFC16NPT	570
GE2114TNPT	259	HPCWB250-300	434	M10-149	460	MMFC20NPT	570
GJM-050CR-SP	400	HPCWB-300	434	M10-162	460	MMNV4NPT	570
GJM-075CR-SP	400	HPCWB-400	434	M10-175	460	MMNV6NPT	570
GJM-100CR-SP	400	HPCWB-600	434	M10-188	460	MMNV8NPT	570
GJM-125CR-SP	400	HSK2-200-SS	396	M10-201	460	MMNV12NPT	570
GJM-150CR-SP	400	HSK2-300-SS	396	M10-214	460	MMNV16NPT	570
GJM-200CR-SP	400	HSK5-200-SS	396	M10-227	460	MXH-238	419
GJM-250CR-SP	400	HSK5-300-SS	396	M10-240	460	MXH-250	419
GJM-300CR-SP	400	HTA-300	428	M10DC-86	464	MXH-300	419
GJS-050CR-SP	400	HTA-400	428	M10DC-92	464	MXH-350	419
GJS-075CR-SP	400	IVB-800-250RPG2	421	M10DC-104	464	MXH-400	419
GJS-100CR-SP	400	IVB-800-250RPG3	421	M10DC-113	464	MXH-500	419
GJS-125CR-SP	400	IVB-800-250RPG7	421	M10DC-122	464	NVIF	569

MIDLAND INDUSTRIES

NUMERICAL INDEX

Part#	Page	Part#	Page	Part#	Page	Part#	Page
NV1M	569	SATG-125	435	SS318-08	580	SS2700-06-06	583
NV12F	569	SATG-150	435	SS318-10	580	SS2700-08-08	583
NV12M	569	SATG-200	435	SS318-12	580	SS2700-12-12	583
NV14F	569	SATG-250	435	SS318-16	580	SS2700-16-16	583
NV14M	569	SATG-300	435	SS319-04	580	SS2705-04-04	583
NV34F	569	SATO-200	435	SS319-06	580	SS2705-06-06	583
NV34M	569	SATO-300	435	SS319-08	580	SS2705-08-08	583
NV38F	569	SATW-100	436	SS319-10	580	SS2705-12-12	583
NV38M	569	SATW-125	436	SS319-12	580	SS2705-16-16	583
OETP-1098	469	SATW-150	436	SS319-16	580	SS2707-04-04	583
OILVC-200	426	SATW-200	436	SS1404-04-04	579	SS2707-06-06	583
OILVC-300	426	SATW-300	436	SS1404-06-06	579	SS2707-08-08	583
OILVC-400	426	SATW-400	436	SS1404-08-08	579	SS5000-02-02	584
OILVS-150	425	SB-200-SP	407	SS1404-12-12	579	SS5000-04-04	584
OILVS-200	425	SB-300-SP	407	SS1404-16-16	579	SS5000-06-04	584
OILVS-300	425	SBB-075-50	422	SS1405-04-04	579	SS5000-06-06	584
OILVS-400	425	SBB-075-100	422	SS1405-06-06	579	SS5000-08-06	584
PDB250-200	428	SBB-125-50S	422	SS1405-08-08	579	SS5000-08-08	584
PDB250-300	428	SBB-125-100S	422	SS1405-12-12	579	SS5000-12-12	584
PDB250-400	428	SBB-150-50	422	SS1405-16-16	579	SS5000-16-08	584
PDB250-600	428	SBB-300	422	SS2403-04-04	581	SS5000-16-12	584
PDR-125	427	SC-200R-SP	464	SS2403-06-04	581	SS5000-16-16	584
PDR-150	427	SC-250R-SP	464	SS2403-06-06	581	SS5404-02-02	584
PDR-300	427	SC-300R-SP	464	SS2403-08-04	581	SS5404-04-02	584
PDR-400	427	SC-400R-SP	464	SS2403-08-06	581	SS5404-04-04	584
PDR-600	427	SC-500R-SP	464	SS2403-08-08	581	SS5404-06-04	584
PF-150-AD	406	SC-600R-SP	464	SS2403-10-08	581	SS5404-06-06	584
PF-200-AD	406	SC-800R-SP	464	SS2403-10-10	581	SS5404-08-04	584
PF-300-AD	406	SC-1000R-SP	464	SS2403-12-04	581	SS5404-08-06	584
PF-400-AD	406	SC-1200R-SP	464	SS2403-12-06	581	SS5404-08-08	584
PF-600-AD	406	SCR-300-SS304	407	SS2403-12-08	581	SS5404-12-04	584
PL-150-AD	406	SCR-400-SS304	407	SS2403-12-12	581	SS5404-12-06	584
PL-200-AD	406	SG300	397	SS2403-16-12	581	SS5404-12-08	584
PL-300-AD	406	SG400	397	SS2403-16-16	581	SS5404-12-12	584
PL-400-AD	406	SL-200-SP	407	SS2404-04-02	581	SS5404-16-08	584
PM-150-A	406	SL-300-SP	407	SS2404-04-04	581	SS5404-16-12	584
PM-200-A	406	SR-200-SP	407	SS2404-04-06	581	SS5404-16-16	584
PM-300-A	406	SR-250-SP	407	SS2404-04-08	581	SS5405-02-02	585
PON-025-B	419	SR-300-SP	407	SS2404-06-04	581	SS5405-02-04	585
PON-038-B	419	SR-400-SP	407	SS2404-06-06	581	SS5405-04-04	585
PON-050-B	419	SR-600-SP	407	SS2404-06-08	581	SS5405-04-06	585
PON-063-B	419	SR-800-SP	407	SS2404-08-04	581	SS5405-04-08	585
PON-075-B	419	SS43-04-04FJ	591	SS2404-08-06	581	SS5405-06-06	585
PREM-125-250	418	SS43-04-04FJ90	591	SS2404-08-08	581	SS5405-06-08	585
PREMR-038-300	418	SS43-04-04MP	591	SS2404-08-12	581	SS5405-06-12	585
PREMR-050-300	418	SS43-04-06FJ	591	SS2404-08-16	581	SS5405-08-08	585
PREMR-075-300	418	SS43-04-06FJ90	591	SS2404-10-08	581	SS5405-08-12	585
PREMR-100-300	418	SS43-04-06MP	591	SS2404-12-08	581	SS5405-08-16	585
R88DB-12-DP	463	SS43-06-04FJ	591	SS2404-12-12	581	SS5405-12-12	585
R88DB-16-DP	463	SS43-06-04MP	591	SS2404-12-16	581	SS5405-12-16	585
R88DB-20-DP	463	SS43-06-06FJ	591	SS2404-16-08	581	SS5405-16-16	585
R88DB-24-DP	463	SS43-06-06FJ90	591	SS2404-16-12	581	SS5406-04-02	585
R88DB-32-DP	463	SS43-06-06MP	591	SS2404-16-16	581	SS5406-06-04	585
RSPVC-200	438	SS43-06-08FJ	591	SS2405-04-04	582	SS5406-08-04	585
RSPVC-300	438	SS43-08-08FJ	591	SS2405-06-04	582	SS5406-08-06	585
RSPVC-400	438	SS43-08-08FJ90	591	SS2405-06-06	582	SS5406-12-04	585
RSPVC-600	438	SS43-08-08MP	591	SS2405-08-08	582	SS5406-12-06	585
SA-100-A	383	SS43-08-10FJ	591	SS2405-12-12	582	SS5406-12-08	585
SA-100-SS	389	SS43-10-08MP	591	SS2405-16-16	582	SS5406-16-04	585
SA-150-A	383	SS43-12-12FJ90	591	SS2406-06-04	582	SS5406-16-06	585
SA-150-SS	389	SS43-12-12MP	591	SS2406-08-04	582	SS5406-16-08	585
SA-200-A	383	SS43-16-16FJ90	591	SS2406-08-06	582	SS5406-16-12	585
SA-200-SS	389	SS43-16-16MP	591	SS2406-10-08	582	SS5406-20-12	585
SA-250-A	383	SS304-C-04	580	SS2406-12-04	582	SS5406-C-04	586
SA-300-A	383	SS304-C-06	580	SS2406-12-06	582	SS5406-C-06	586
SA-300-SS	389	SS304-C-08	580	SS2406-12-08	582	SS5406-C-08	586
SA-400-A	383	SS304-C-10	580	SS2406-16-04	582	SS5406-C-12	586
SA-1520-SS	389	SS304-C-12	580	SS2406-16-06	582	SS5406-C-16	586
SA-2030-A	383	SS304-C-16	580	SS2406-16-08	582	SS5406-HHP-04	585
SA-2030-SS	389	SS306-04	583	SS2406-16-12	582	SS5406-HHP-06	585
SA-3040-A	383	SS306-06	583	SS2408-04	582	SS5406-HHP-08	585
SA-3040-SS	389	SS306-08	583	SS2408-06	582	SS5406-HHP-12	585
SAT-200	436	SS306-10	583	SS2408-08	582	SS5406-HHP-16	585
SAT-300	436	SS306-12	583	SS2408-10	582	SS5406-P-04	585
SAT-400	436	SS306-16	583	SS2408-12	582	SS5406-P-06	585
SATG-075	435	SS318-04	580	SS2408-16	582	SS5406-P-08	585
SATG-100	435	SS318-06	580	SS2700-04-04	583	SS5406-P-12	585

MIDLAND INDUSTRIES

NUMERICAL INDEX

Part#	Page	Part#	Page	Part#	Page	Part#	Page
SS5406-P-16	585	SS6506-12-12	590				
SS5500-02-02	586	SS6506-16-16	590				
SS5500-04-04	586	SSCN-04	584				
SS5500-06-06	586	SSCN-06	584				
SS5500-08-08	586	SSCN-08	584				
SS5500-12-12	586	SSCN-12	584				
SS5500-16-16	586	SSCN-16	584				
SS5502-02-02	586	ST250-075-50	430				
SS5502-04-04	586	ST250-075-100	430				
SS5502-06-06	586	ST250-100-50	430				
SS5502-08-08	586	ST250-100-100	430				
SS5502-12-12	586	ST250-200-50	430				
SS5502-16-16	586	ST250-200-100	430				
SS5504-02-02	587	ST250-300	430				
SS5504-04-04	587	ST250B-075-50	429				
SS5504-06-06	587	ST250B-100-50	429				
SS5504-08-08	587	ST250B-150-50	429				
SS5504-12-12	587	ST250B-200-50	429				
SS5504-16-16	587	SUPER-200	437				
SS5600-04-04-04	587	TLB-075	425				
SS5600-06-06-06	587	TLB-100	425				
SS5600-08-08-08	587	TLB-125	425				
SS5600-12-12-12	587	TLB-150	425				
SS5600-16-16-16	587	TLB-200	425				
SS5605-02-02-02	587	TLB-250	425				
SS5605-04-04-04	587	TLB-400	425				
SS5605-06-06-06	587	TLBS150-100	424				
SS5605-08-08-08	587	TLBS150-150	424				
SS5605-12-12-12	587	TLBS150-200	424				
SS5605-16-16-16	587	TLBS150-300	424				
SS6400-04-04	588	TLBS150-400	424				
SS6400-04-06	588	TLBS150-600	424				
SS6400-06-06	588	TLBS300-200	426				
SS6400-06-08	588	TLBS300-300	426				
SS6400-06-10	588	TLBS300-400	426				
SS6400-08-06	588	TLBS300-600	426				
SS6400-08-08	588	TPT-1	469				
SS6400-08-10	588	TTD150-200	424				
SS6400-08-12	588	TTD150-300	424				
SS6400-12-08	588	TTD150-400	424				
SS6400-12-12	588	VG100	397				
SS6400-12-16	588	VG150	397				
SS6400-16-12	588	VG200	397				
SS6400-16-16	588	VG250	397				
SS6402-04-04	588	VG300	397				
SS6402-06-06	588	WHIP-L	407				
SS6402-08-08	588	WHIP-S	407				
SS6402-12-12	588	WSB-125	437				
SS6402-16-16	588	WSB-150	437				
SS6405-04-04	588	WSB-200	437				
SS6405-06-04	588	WSB-300	437				
SS6405-06-06	588	WSB-400	437				
SS6405-08-08	588						
SS6405-12-08	588						
SS6405-12-12	588						
SS6405-16-16	588						
SS6408-04	589						
SS6408-06	589						
SS6408-08	589						
SS6408-10	589						
SS6408-12	589						
SS6408-16	589						
SS6408-HH-02	589						
SS6408-HH-04	589						
SS6408-HH-06	589						
SS6408-HH-08	589						
SS6408-HH-10	589						
SS6408-HH-12	589						
SS6408-HH-16	589						
SS6505-04-04	590						
SS6505-06-06	590						
SS6505-08-08	590						
SS6505-12-12	590						
SS6505-16-16	590						
SS6506-04-04	590						
SS6506-06-06	590						
SS6506-08-08	590						

GENERAL INFORMATION

Standard Terms and Conditions of Sale

Any order by a person ("Buyer") for goods (an "Order"), if accepted, is accepted subject to these Midland Industries Standard Terms and Conditions of Sale ("T&Cs"), which are incorporated into any acceptance, acknowledgement, invoice and other document issued by Midland Industries ("Seller") in response to such Order (each a "Response"), and any reference thereto shall include these T&Cs. No waiver, alteration, or modification of these T&Cs shall be valid unless expressly agreed to in writing by Seller. The T&Cs constitute the entire agreement between the parties and any different, additional or conflicting terms or conditions set forth in Buyer's purchase order or any other document issued by Buyer are expressly objected to by Seller and the terms hereof, including those contained in the applicable Response, shall exclusively govern the purchase and sale of the goods covered by the Response unless there is another manually signed agreement between the parties, which shall control to the extent there is a conflict between the terms of such agreement and these T&Cs.

Payment Terms. Payment terms are 2%-10days/net 30 on approved accounts in good standing and shall be paid in United States dollars. The 2% discount terms is for purchased goods only-there is no discount off of freight. Any additional discounts taken will be charged back to the account, and is due by the customer. The allowed discount amount is stated on each invoice. Shipment may be held if account is past due. Buyer agrees that any overdue amounts shall be subject to a late payment charge on the overdue balance of 1.5% per month or such lesser amount as is the maximum rate of interest allowed by law. Buyer shall pay any and all reasonable costs, including attorneys' fees, incurred by Seller while collecting any delinquent balance. Debit memos are not accepted unless approved.

Price. The Seller list or quoted price is subject to change without notice. The goods are invoiced at prices in effect on date of shipment. Prices do not include taxes, if any, based upon or measured by the sales price, which taxes will be added to the prices where applicable. Any taxes which Seller may be required to pay or collect, upon or with respect to the sale, purchase, delivery, storage, processing, use, or transportation of the goods purchased hereunder, shall be for Buyer's account, and shall be paid promptly by Buyer to Seller upon demand.

Delivery Terms. All goods are sold FOB our shipping USA locations. Title and risk of loss passes to the buyer upon delivery to the carrier. Freight is prepaid via the carrier of our choice on orders totaling \$1,500 or more to any destination in the USA. Backorders for items from prepaid orders that are marked in our price list as "stock" items will be shipped prepaid along with upcoming prepaid orders when possible. Non-stocked or special-ordered items will be shipped when available. Buyer is responsible for costs associated with shipment upon acceptance if so assigned based on freight classification (*i.e.*, "prepaid" or FOB)

Title/Security. Unless a conditional sale is noted in this Agreement, title to the goods covered by this Agreement shall pass to Buyer upon delivery to carrier. Buyer hereby grants Seller and Seller hereby reserves a purchase money security interest in and to the goods sold to Buyer together with all proceeds thereof to secure Buyer's performance and payment. Buyer agrees upon Seller's request to do all acts and execute all documents reasonably necessary to assist Seller's perfection and maintenance of any such security title and right of possession, including, but not limited to, executing and filing documents with the appropriate governmental agency.

Orders. (A) Domestic (USA) Sales. Buyer shall submit a purchase order ("Purchase Order") for the goods which shall, at minimum, include: (a) part number of the goods ordered; (b) quantity; (c) price of the goods; (d) requested delivery date; and (e) shipping instructions and shipping address, including a statement that the goods will be shipped in accordance with these T&Cs. All Purchase Orders are subject to acceptance by Seller. Buyer shall be responsible for all additional costs resulting from errors made in connection with telephone, online, or hand written Purchase Orders accepted by Seller and any errors related to such a Purchase Order must be disputed within 1 hour from Seller's receipt of the Purchase Order. Confirming Purchase Orders are not accepted by Seller. If such a confirming Purchase Order is sent to Seller, it may be treated as an original open Order and duplicated. Seller will not be responsible for expenses or inconveniences incurred thereby. If Buyer's Order is in the form of a blanket Purchase Order, Buyer agrees that each release shall be treated as a separate sales transaction hereunder, that all releases shall be non-cancelable and, unless agreed in writing by Seller, all releases under such blanket Purchase Order shall be accepted by Buyer within 12 months of Seller's Order acknowledgement. If the aggregate purchase price of goods pursuant to a Purchase Order is under \$50, or such other amount that is agreed to from time to time by the parties, then the cost of such goods shall be rounded up to that minimum order value.

Order Cancellation/Amendment. Orders cannot be canceled or amended except with Seller's consent. Cancellation charges may be applied at Seller's discretion. Seller may, in its sole discretion and without liability, alter the specifications for any goods.

Acceptance. Buyer shall conduct any incoming inspection tests on the goods within 5 days of delivery. In the event of any shortage, damage or discrepancy in or to a shipment of goods or pricing discrepancies, Buyer shall promptly give notice, but in no event later than within 15 days of delivery thereof to Seller and shall furnish such written evidence or other documentation as Seller reasonably may deem appropriate. If such evidence indicates, in Seller's reasonable judgment, that such shortage, damage or discrepancy existed at the time of delivery of the goods to the carrier, Seller shall promptly deliver additional or substitute goods to Buyer; provided, however, that Seller may, in its sole discretion, require Buyer to return all damaged goods prior to delivery of substitute goods. If Buyer shall fail to timely give Seller such written notice, the goods shall be deemed to conform to the warranty and Buyer shall be deemed to have accepted the goods and shall pay for the goods in accordance herewith.

Termination. Seller shall have the right to cancel for default hereunder all or any part of Buyer's order. This right of cancellation is in addition to and not in lieu of any other remedies which Seller may have in law or equity.

Returns. Returns without the proper paperwork will not be accepted. Once the return paperwork has been received by the buyer, that return goods authorization will expire in 30 days. No goods shall be returned to Seller without Seller's prior written authorization to Buyer to make such returns and must be returned within 30 days of such authorization at Buyer's cost. If Buyer returns goods in the manner required under the previous sentence, and if the returned goods are (a) in new, unused, unopened and undamaged condition; and (b) not more than 12 months after the original invoice date; the returned goods will, subject to the applicable handling charge, be accepted by Seller for return. Used or discontinued goods or parts or goods specially manufactured will not be accepted for credit unless specifically agreed to by Seller in its sole discretion. Buyer's sole remedy for returns of goods shall be a credit for the purchase price less any handling charges. Normal returned goods are subject to a 10% restocking fee. Some returns, such as inventory returns, are subject to a 25% restocking fee, unless otherwise approved by Midland. Returns found to be free of material and workmanship defects will be held for 20 days and if Buyer does not provide Seller repair or return instructions, the Seller will scrap the goods.

Buyer's Specifications. Buyer shall be solely responsible for ensuring that all specifications, drawings, information, advice, recommendations or requests provided to Seller by Buyer or any of its agents are accurate and suitable. Seller's examination or consideration of any such specifications, drawings, information, advice, recommendations or requests shall not result in any liability on the part of Seller.

GENERAL INFORMATION

Seller Warranty. Seller warrants that goods sold hereunder are warranted to be free from defects in material and workmanship for a period of one year from the date of invoice when used according to the manufacturer's recommended usage and in an ordinary manner. Seller's liability for breach of this warranty is limited to the repair of or replacement in kind or credit, at Seller's option, of any items proved defective, in Seller's reasonable discretion, provided the allegedly defective goods are returned to Seller prepaid. All costs and expense related to shipping of any replacement parts or goods shall be paid by Seller if there is a breach of this warranty but Buyer shall pay for all installation costs. Buyer must provide prompt written notice to Seller of any breach of this warranty to obtain its benefits. THE WARRANTY EXPRESSED ABOVE IS IN LIEU OF AND EXCLUSIVE OF ALL OTHER WARRANTIES. THERE ARE NO OTHER WARRANTIES, EXPRESSED OR IMPLIED, EXCEPT AS STATED HEREIN. THERE ARE NO IMPLIED WARRANTIES OF MERCHANTABILITY OR FITNESS FOR A PARTICULAR PURPOSE, WHICH ARE SPECIFICALLY DISCLAIMED. SELLER'S LIABILITY FOR BREACH OF WARRANTY IS AS HEREIN STATED AND IS THE EXCLUSIVE REMEDY AND IN NO EVENT SHALL SELLER BE LIABLE OR RESPONSIBLE FOR INCIDENTAL, SPECIAL, INDIRECT, PUNITIVE, OR CONSEQUENTIAL DAMAGES OR LOST PROFITS, OR EVEN IF THE POSSIBILITY OF SUCH INCIDENTAL, SPECIAL, INDIRECT, PUNITIVE OR CONSEQUENTIAL DAMAGES, OR LOST PROFITS HAS BEEN MADE KNOWN TO SELLER. THE WARRANTY SET FORTH ABOVE IS SOLELY FOR THE BENEFIT OF BUYER. **All claims hereunder shall be made by Buyer and not by Buyer's customers.** It shall not be deemed a "defect," and Seller will not be liable under the warranty in this Section 11, if the goods have been exposed to any: (1) maintenance, repair, or other use that is improper for the good's ordinary use or otherwise not in compliance with Seller's instruction; (2) goods alteration, modification or repair by anyone other than Seller or authorized by Seller; (3) damage after shipment to Buyer; (4) improper voltage or wiring; or (5) use of parts that are not 100% compatible with the goods.

Buyer Warranty. Buyer shall provide a no defect in materials or workmanship warranty with respect to each product sold to an end customer for a period not less than the then remaining warranty period related to such product and afforded to Buyer pursuant to Section (Seller Warranty) above. Except with respect to the remedies provided by Seller to Buyer under Section (Seller Warranty), any other warranties or representations, or remedies for breach thereof, which Buyer may provide to its end customers shall be the sole responsibility of Buyer, and Seller shall not be bound thereby. Unless Buyer receives Seller's prior written consent, Buyer will not sell Seller's products to end-users or intermediaries that sell to end-users that will use or sell the products in a nuclear or in an-aircraft application or for any other application that Seller may notify Buyer of in writing.

Damages Amount Limitation. Other than as set forth in Section (Buyer Indemnification) and any breaches of Section (Confidentiality) hereof, Seller's cumulative liability for damages to Buyer for any cause whatsoever, and regardless of the form of action, whether in contract or in tort, including, but not limited to, negligence, shall be limited to the total contract price of the goods sold hereunder, plus or minus, as applicable, the amounts of all unpaid accounts payable and receivable between the parties, if any.

Damages Limitation. In no event shall Seller's liability of any kind include any special, indirect, incidental or consequential loss or damage or lost profits, even if Seller shall have been advised of the possibility of such potential loss or damage.

Sole Remedy. The sole and exclusive remedy for breach of any non-warranty obligation of Seller and the sole remedy for Seller's liability of any kind (including liability for negligence) with respect to the goods and services provided to Buyer shall be to use all commercially reasonable efforts to promptly cure such breach. Buyer must commence any suit for a cause of action arising hereunder within one year from the date in which the facts that gave rise to the cause of action first occurred.

Buyer Indemnification. Buyer shall hold harmless, indemnify and defend (at Seller's request) Seller for any and all damages, liabilities, costs and expenses (including any costs of litigation, including but not limited to, attorneys' fees and any other costs and expenses), fines, or losses in connection with any threatened or actual claims, actions, demands, investigations, or suits, including, but not limited to, claims or suits by third parties, arising out of any of the following: (a) Buyer's negligent or willful acts, or those of its employees and/or agents, (b) such goods being repaired or altered by persons other than Seller (unless expressly authorized in writing by Seller), (c) in the event that Buyer modifies, or combines with any non-Seller goods, any of the goods purchased from Seller, and such modification or combination results in the actual or alleged infringement of any intellectual property rights of any third party, (d) from goods produced by Seller according to Buyer's specifications, (e) any violations of export control laws by Buyer, or (f) Buyer's breach of any provision in these T&Cs.

Confidentiality. "Confidential Information" means any of Seller's business information, specifications and all related writings, drawings, designs and similar works or any other information which is disclosed by Seller and labeled or marked as confidential, proprietary or its equivalent, or oral or visual information that is designated confidential, proprietary or its equivalent at the time of its disclosure. All Confidential Information shall be the exclusive property of Seller, and Seller retains all its right, title and interest. Buyer agrees to use Confidential Information for the exclusive purpose of performance under the Purchase Order and not to disclose or provide any Confidential Information to any third party and to take all necessary measures to prevent any such disclosure by its employees, agents, contractors or consultants. Upon request of Seller or completion of the Order, Buyer shall return all Confidential Information to Seller and provide certification of such return.

Tooling. Charges made for tools, dies, gauges, jigs, fixtures or equipment made or acquired by Seller in connection with the work do not convey title to or any proprietary interest in such tools. All such tools will remain the exclusive property of Seller.

Force Majeure. Seller shall not be liable for any failure to perform this agreement when such failure is due to circumstances beyond its control. Circumstances beyond the control of Seller shall be deemed to include, but shall not be limited to, acts of God, governmental action, accidents, labor trouble, and inability to obtain materials, equipment or transportation.

Waiver. No oral statements, recommendations or assistance given by a representative and/or distributor of Seller to Buyer or its representatives in connection with the use of the goods shall constitute a waiver by Seller of any of the provisions hereof, or affect Seller's liability herein.

Arbitration. Except for any action where the sole relief sought is an injunction, any controversy or claim arising out of or relating to these T&Cs, or the making, performance or interpretation thereof, including without limitation alleged fraudulent inducement thereof, shall be settled by binding arbitration in the city of Seller's choosing in the state of Seller's business address as shown on the Response, by one arbitrator in accordance with the Commercial Arbitration Rules of the American Arbitration Association. Judgment upon any arbitration award may be entered in any court having jurisdiction thereof.

Representation of Buyer. Buyer is duly organized, validly existing and in good standing under the laws of the state of its formation and has full corporate power and authority to own, operate or lease the properties and assets now owned, operated or leased by it and to carry on its business as currently conducted. Buyer is duly licensed or qualified to do business and is in good standing in each jurisdiction in which such licensing or qualification is necessary. The execution and delivery by Buyer of this Agreement, the performance by Buyer of its obligations hereunder and thereunder and the consummation by Buyer of the transactions contemplated

GENERAL INFORMATION

hereby have been duly authorized by all requisite corporate action on the part of Buyer, and this Agreement constitutes a legal, valid and binding obligation of Buyer enforceable against Buyer in accordance with its terms.

Risk of Loss. Commencing at the time of delivery, Buyer shall bear all risk of loss, damage, destruction, theft and condemnation to or of the Equipment from any cause whatsoever.

Events of Default. Each of the following events is an "Event of Default" under this Agreement: (a) if Buyer fails to pay when due any installment of the purchase price or any other amount under this Agreement; (b) if Buyer defaults in the observance or performance of any other term, covenant or condition of Buyer under this Agreement and Buyer shall fail to remedy such default within ten days after notice by Seller to Buyer of such default; (c) if Buyer's interest or any portion thereof in this Agreement devolve on or pass to any person, whether by operation of law or otherwise; (d) if Buyer: (i) does not, or is unable to, or admits in writing its inability to, pay its debts as they become due; (ii) commences or institutes any case, proceeding or other action seeking relief on its behalf as debtor, or to adjudicate it a bankrupt or insolvent, or seeking reorganization, arrangement, adjustment, winding up, liquidation, dissolution, composition or other relief with respect to it or its debts under any existing or future law of any jurisdiction, domestic or foreign, relating to bankruptcy, insolvency, reorganization or relief of debtors; (iii) commences or institutes any case, proceeding or other action seeking appointment of a receiver, trustee, custodian or other similar official for it or for all or any substantial part of its property; or (iv) makes a general assignment for the benefit of creditors; (e) if a receiver, trustee, custodian or other similar official is appointed for any substantial part of the assets of Buyer which appointment is not vacated or stayed within 30 days; (f) if Buyer sells, transfers or disposes of all or substantially all of its assets, or merges or consolidates with any other entity; or (g) a breach of any representation or warranty of Buyer.

Headings. The headings in this Agreement are for reference only and shall not affect the interpretation of this Agreement.

Entire Agreement. This Agreement, including any exhibits and schedules, constitutes the sole and entire agreement of the parties to this Agreement with respect to the subject matter contained herein and therein, and supersedes all prior and contemporaneous understandings, agreements, representations and warranties, both written and oral, with respect to such subject matter.

Amendment and Modification. No amendment to this Agreement is effective unless it is in writing and signed by each party to this Agreement.

Cumulative Remedies. All rights and remedies provided in this Agreement are cumulative and not exclusive, and the exercise by either party of any right or remedy does not preclude the exercise of any other rights or remedies that may now or subsequently be available at law, in equity, by statute, in any other agreement between the parties or otherwise.

Assignment. Buyer may not assign any of its rights under this Agreement without the prior written consent of Seller and provided that such assignment shall not relieve Buyer of its obligations under this Agreement, and Buyer shall remain primarily liable under this Agreement. Any purported assignment in violation of this Section is null and void.

Successors and Assigns. This Agreement is binding on and inures to the benefit of the parties to this Agreement and their respective successors and permitted assigns.

No Third-party Beneficiaries. This Agreement benefits solely the parties to this Agreement and their respective successors and permitted assigns and nothing in this Agreement, express or implied, confers on any third party any legal or equitable right, benefit or remedy of any nature whatsoever under or by reason of this Agreement.

Waiver of Jury Trial. Each party acknowledges and agrees that any controversy that may arise under this Agreement, including any exhibits attached to this Agreement, is likely to involve complicated and difficult issues and, therefore, each such party irrevocably and unconditionally waives any right it may have to a trial by jury in respect of any legal action arising out of or relating to this Agreement, including any exhibits attached to this Agreement, or the transactions contemplated hereby.

Drafting. No provision of this Agreement shall be interpreted for or against any party hereto on the basis that such party was the draftsman of such provision, and no presumption or burden of proof shall arise favoring or disfavoring any party by virtue of the authorship of any of the provisions of this Agreement.

Counterparts. This Agreement may be executed in counterparts, each of which is deemed an original, but all of which together is deemed to be one and the same agreement. A signed copy of this Agreement delivered by facsimile, e-mail or other means of electronic transmission is deemed to have the same legal effect as delivery of an original signed copy of this Agreement.

Miscellaneous. All provisions set forth herein regarding warranty, confidential information, indemnification, liability and limits thereon, and any other provisions that survive by their terms will survive any termination or expiration of any Response delivered in connection herewith pursuant to the terms of such sections. In the event that any provision of these terms is held to be illegal, invalid or unenforceable under any present or future law, rule or regulation, such provision shall be deemed stricken from these T&Cs, but such illegality, invalidity or unenforceability shall not invalidate any of the other provisions of these T&Cs. Buyer represents and covenants that it has, and will continue to, comply with all laws and regulations related to the goods sold hereunder, including, but not limited to, export control laws. This sale transaction shall be governed, construed and enforced solely by the laws of the State of Seller's business address as shown on the Response. The United Nations Convention on the International Sale of Goods shall not be applicable to these T & C. The relationship of Buyer and Seller is that of independent contractors.

California Customers. Midland Industries does not guarantee that all products meet California environmental laws of Proposition 65. It is the sole responsibility and liability of the Midland distributor to order products for use in California that comply with California laws.

Threading Information

Abbreviation	System Name
BSPP	British Standard Pipe Parallel
BSPT	British Standard Pipe Taper
CHT	American Standard Fire Hose Thread (1" National Hose Thread is Chemical Hose Thread , also known as Booster Hose Thread)
GHT	Garden Hose Thread (FGH - Female Garden Hose) (MGH - Male Garden Hose)
IPS	Iron Pipe Straight Thread
IPT	Iron Pipe Thread
JIC	Joint Industrial Committee
NH or NST	American Standard Fire Hose Coupling Thread (National Hose thread also known as National Standard Thread)
NPT	American Standard Taper Pipe Thread (National Pipe Tapered)
NPTF	American Standard Taper Pipe Fuel Dryseal Thread (National Pipe Tapered)(Dryseal)
NPSH	American Standard Straight Pipe for Hose Couplings (National Pipe Straight Hose)
NPSM	American Standard Straight Mechanical Joints (National Pipe Straight Mechanical)

Association Abbreviations

SAE International (SAE) is a professional organization for mobility engineering professionals in the aerospace, automotive, and commercial vehicle industries. The Society is a standards development organization for the engineering of powered vehicles of all kinds, including cars, trucks, boats, aircraft, and others.

AGA - American Gas Association

JIC - Joint Industrial Committee

ASA - American Statistical Association

ASME - American Society of Mechanical Engineers

For more detailed information, suggested sealing methods, thread compatibility, etc... visit **www.midlandindustries.com** and click on "**Knowledge Bank**"

FITTING IDENTIFICATION
INFORMATION

Need help identifying a fitting?

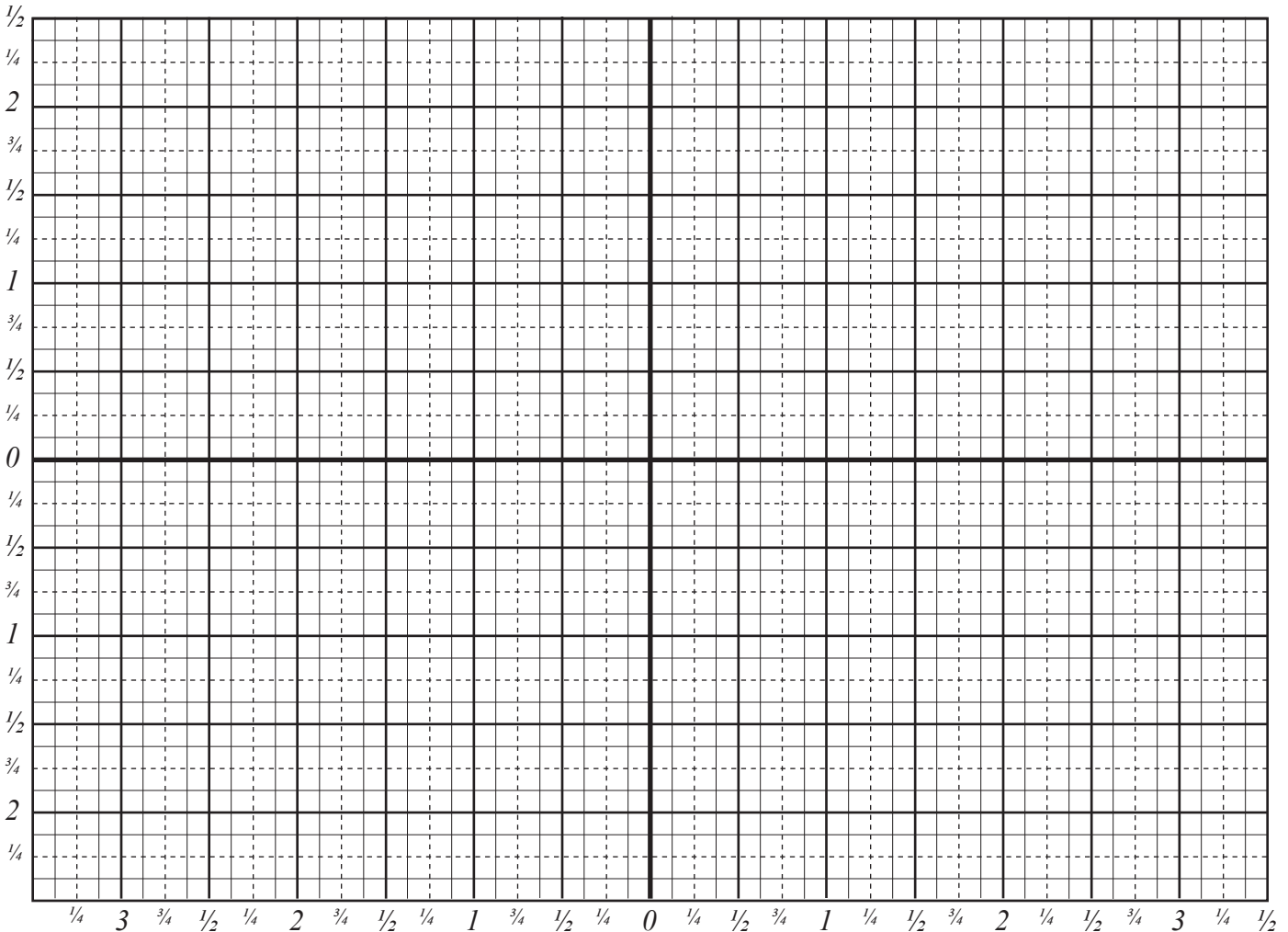
Let our engineering team assist you!

Step 1 - Determine material. (Brass, Steel, Stainless, etc...)

Step 2 - Check Threads. (See Intro page 20 for threading types)

Step 3 - Measure Outer Diameter(O.D.) , Inner Diameter (I.D.), Length and any other relevant measurement.

Step 4 - If you have the fitting with you, place it on the grid below and take a photo. If the fitting cannot be placed on the grid please use any photo available.



Step 5- Email photo of fitting along with information collected to :

engineer@midlandindustries.com

Please allow up to 1 business day for a response. If the request is urgent please call 1-800-821-5725

PLASTIC TUBING

INFORMATION

CORROSION RESISTANCE VALUES

for Plastic Tubing

Ratings based on tests at 70°F and should not be exposed to higher temperature without testing

F-5000 Poly Vinyl Chloride

U-2000 Polyurethane

E-1000 Low Density Polyethylene

N-6000 Nylon

P-1100 Polypropylene

D-4000 EVA

T-7000 Teflon

U-8000 Special Plasticizers PVC

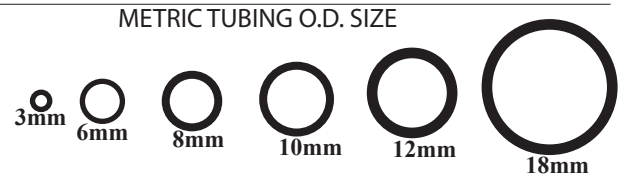
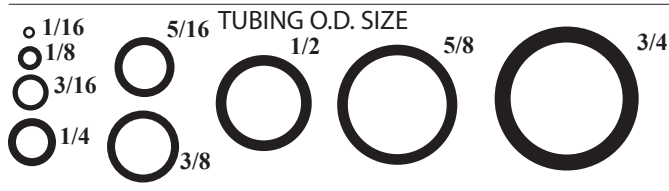
G-Good

L-Limited

P-Poor

N-Not Tested

FUELS:	F	U	E	N	P	D	T	U	ACIDS & BASES	F	U	E	N	P	D	T
Butane (1).....	G	G	L	G	L	G	G	N	Acetic, 50%.....	G	P	P	L	G	P	G
Diesel Fuel	L	G	L	G	L	P	N	G	Boric.....	G	G	G	G	G	G	G
Gasoline (regular)	L	G	P	G	L	N	G	G	Carbolic (phenol)	P	P	G	P	G	P	N
Kerosene	L	G	P	G	G	P	G	G	Fatty	G	G	P	G	G	N	G
Methane (nat. gas)(1).....	G	G	L	G	G	N	N	N	Formic, 90%.....	G	P	G	P	G	G	G
Propane (1).....	G	G	L	G	L	N	N	N	Hydrochloric, 10%.....	G	G	G	L	G	G	G
OTHERS:									Hydrochloric, 25%.....	G	L	G	P	G	L	G
Acetylene	N	G	G	G	G	N	N	N	Hydrochloric, 50%.....	G	L	G	P	G	L	G
Ammonia gas	P	G	G	G	G	G	N	N	Hydrocyanic, 50%.....	L	P	G	P	G	G	G
Ammonium salts	G	G	G	G	G	G	N	N	Maleic	G	P	G	G	G	N	N
Amyl acetate	P	P	L	G	P	P	G	N	Nitric, 10%.....	G	P	G	L	G	L	G
Aniline.....	P	P	L	L	G	P	G	N	Nitric, 30%.....	G	P	G	P	L	L	G
Animal oils.....	G	G	P	G	G	N	G	G	Oleic.....	L	G	L	G	G	P	N
Bleach, 7%.....	G	P	G	L	L	N	N	G	Phosphoric, 25%.....	G	L	G	G	G	G	N
Bromine.....	L	G	P	P	P	P	G	N	Sulfuric, 30%.....	G	L	G	L	G	L	G
Butandiol.....	G	G	G	G	G	N	N	N	Sulfuric, 70%.....	L	P	P	P	G	P	G
Calcium salts incl. Chloride....	G	G	G	G	G	N	G	G	Sulfuric, 98%.....	P	P	P	P	G	P	G
Chlorine gas, dry.....	G	G	P	P	P	P	N	N	Sulfurous, 30%.....	G	P	G	L	G	N	G
Dibutyl phthalate.....	N	P	L	G	L	P	N	G	Tannic.....	G	P	G	G	G	N	G
Glucose	G	G	G	G	G	G	G	G	Ammonium hydroxide, 25%....	P	G	L	G	G	G	N
Glycerine.....	G	G	G	G	G	G	N	G	Potassium hydroxide, 25%..	L	G	G	G	G	G	G
Hydrogen peroxide 10%.....	G	G	G	G	G	G	G	G	Sodium hydroxide, 50%....	G	G	G	G	G	L	G
Hydrogen peroxide 25%.....	L	G	G	P	G	G	G	G	SOLVENTS:							
Hydrogen sulfide.....	G	P	G	L	G	N	G	N	Acetone	P	P	G	G	L	P	G
Isocyanates.....	N	G	G	G	N	P	N	N	Benzene.....	P	L	P	G	P	P	G
Lead salts (3).....	G	G	G	G	G	N	N	N	Carbon tetrachloride.....	P	L	L	L	P	P	G
Magnesium salts.....	G	G	G	G	G	N	G	N	Chloroform.....	P	P	P	L	P	P	G
Mercury.....	G	G	G	G	G	G	N	N	Cyclohexanone.....	P	P	P	G	L	P	G
Milk.....	G	G	G	G	G	G	N	G	Dimethylformamide.....	P	P	L	N	G	N	N
Mineral Oil.....	G	G	L	G	L	P	G	G	Dioxane.....	N	N	P	G	L	N	N
Nitrous Oxide (1).....	G	G	L	G	G	N	N	N	Ethyl acetate.....	P	L	G	G	L	P	G
Oxygen (1).....	G	G	G	G	G	G	G	G	Ethyl alcohol (1).....	L	G	G	L	G	G	G
Ozone, ambient.....	G	G	L	G	L	N	N	G	Ethyl ether.....	L	L	G	G	L	P	N
Paint, oil base.....	L	G	L	G	G	N	N	G	Ethylene glycol.....	G	G	G	G	G	G	N
Polyglycols.....	G	G	G	G	G	N	N	N	Formaldehyde.....	G	G	G	G	G	L	N
Potassium salts.....	G	G	G	G	G	N	G	N	Freon - 12'.....	L	L	G	G	L	N	G
Pydraul.....	P	P	P	G	N	N	N	N	Methyl alcohol.....	L	G	G	L	G	N	N
Pyridine.....	P	L	G	L	G	N	G	N	Methylene chloride.....	P	P	L	G	L	P	N
Salt Water.....	G	G	G	G	G	G	G	G	Methyl ethyl ketone.....	P	P	G	G	L	P	N
Silver Nitrate.....	G	G	G	G	G	G	G	N	Naphthas (2).....	P	G	P	G	L	P	G
Skydrol.....	P	P	P	G	N	N	N	N	Tolulene.....	P	G	P	G	L	P	N
Soap solution (conc.).....	G	G	L	G	G	N	G	G	Triclorethylene.....	P	P	P	L	P	P	G
Sodium salts.....	G	G	G	G	G	N	G	G	Turpentine.....	G	G	P	G	L	P	G
Sodium thiosulphate.....	G	G	G	G	G	N	G	G	Xylene.....	P	G	P	G	L	P	N
Styrene.....	P	G	P	G	N	N	N	G	HYDRAULIC FLUIDS:							
Trisodium phosphate.....	G	G	N	G	G	N	N	G	Diester base grease.....	N	G	P	G	L	P	N
Ucon oil.....	G	G	G	G	N	N	N	N	Petroleum base grease.....	G	G	L	G	L	P	N
Urea.....	G	G	G	G	G	N	G	G	Phosphate ester.....	L	P	P	G	G	N	N
Vegetable oils (1).....	G	G	G	G	G	P	N	G	Polyol ester.....	P	N	P	G	G	N	N
Water at 730F.....	G	G	G	G	G	G	G	G	Water-glycol.....	G	G	G	G	G	N	N
Water at 1400F.....	L	G	G	G	G	G	G	G	SAE motor oils.....	G	G	G	G	G	N	N
Water at 1700F.....	P	L	N	L	G	P	N	G	Machine oil.....	G	G	L	G	L	N	N
Whiskey, wine (1).....	N	G	G	G	G	G	N	G	MIL-L-7808 H.....	G	G	L	G	G	N	N
Zinc Chloride.....	G	G	G	G	G	G	G	N	Brake Fluid.....	N	N	N	N	N	N	N



CONVERSION CHART

INFORMATION

Conversion chart

Fraction / Decimal / mm

Fraction	Decimal	mm
1/64	0.0156	0.3969
1/32	0.0313	0.7938
3/64	0.0469	1.1906
1/16	0.0625	1.5875
5/64	0.0781	1.9844
3/32	0.0938	2.3813
7/64	0.1094	2.7781
1/8	0.125	3.175
9/64	0.1406	3.5719
5/32	0.1563	3.9688
11/64	0.1719	4.3656
3/16	0.1875	4.7625
13/64	0.2031	5.1594
7/32	0.2188	5.5563
15/64	0.2344	5.9531
1/4	0.25	6.35
17/64	0.2656	6.7469
9/32	0.2813	7.1438
19/64	0.2969	7.5406
5/16	0.3125	7.9375
21/64	0.3281	8.3344
11/32	0.3438	8.7313
23/64	0.3594	9.1281
3/8	0.375	9.525
25/64	0.3906	9.9219
13/32	0.4063	10.3188
27/64	0.4219	10.7156
7/16	0.4375	11.1125
29/64	0.4531	11.5094
15/32	0.4688	11.9063
31/64	0.4844	12.3031
1/2	0.5	12.7

Fraction	Decimal	mm
33/64	0.5156	13.0969
17/32	0.5313	13.4938
35/64	0.5469	13.8906
9/16	0.5625	14.2875
37/64	0.5781	14.6844
19/32	0.5938	15.0813
39/64	0.6094	15.4781
5/8	0.625	15.875
41/64	0.6406	16.2719
21/32	0.6563	16.6688
43/64	0.6719	17.0656
11/16	0.6875	17.4625
45/64	0.7031	17.8594
23/32	0.7188	18.2563
47/64	0.7344	18.6531
3/4	0.75	19.05
49/64	0.7656	19.4469
25/32	0.7813	19.8438
51/64	0.7969	20.2406
13/16	0.8125	20.6375
53/64	0.8281	21.0344
27/32	0.8438	21.4313
55/64	0.8594	21.8281
7/8	0.875	22.225
57/64	0.8906	22.6219
29/32	0.9063	23.0188
59/64	0.9219	23.4156
15/16	0.9375	23.8125
61/64	0.9531	24.2094
31/32	0.9688	24.6063
63/64	0.9844	25.0031
1	1	25.4

JIC 37°

INFORMATION

	Midland	Parker	Tomco	Amflo	Breco	Milton	Dixon	Hansen	Foster	
Industrial Interchange 1/4	28560 UC304F-4		UC2-16		C60		745			
	28579 UC304M-4		UC2-15		C61		746			
	28589 UC304M-6		UC2-20		C61-03					
	28551 B22A M180		C20-01		B2CM1-B			DC2101	900 2903	
	28552 B22 M181		C21		B2CM2-B	716M	DC21	1100 3103		
	28553 B22E M182		C21-03		B2CM3-B	719M	DC2103		1300 3303	
	28539 B23A M183		C20-21		B2CF1-B		DC2021		800 2803	
	28540 B23 M184		C20		B2CF2-B	715M	DC20	1000 3003		
	28541 B23E M185		C20-23		B2CF3-B	718M	DC2023		1200 3203	
	28562 B20-3B		M186		C20-42		B2CS2-B	717M	DC2042	
Parker Interchange (Tru-Flate) 1/4	28564 B20-5B		M187		B2CS3-B	717-6M		DC2044	1700 3703	
	28565 B20-3BP		M189		C20-42L		B2CPS2-B	1717-4M	DC2042L 1600P	
	1513									
	28566 B20-5BP		M190		C20-44L		B2CPS3-B	1717-6M	DC2044L 1700P	
	1713									
	28545 H0C 1802		CP21-01		BB2M1-S	726	DCP2101		12 12-3	
	28546 H2C 1804		CP21		BB2M2-S	727	DCP21	10	10-3	
	28547 H2C-E 1806		CP21-03		BB2M3-S	733	DCP2103		14 14-3	
	28533 H1C 1803		CP20-21		BB2F1-S	729	DCP2021		13 13-3	
	28534 H3C 1805		CP20		BB2F2-S	728	DCP20	11	11-3	
Aro 210 Interchange 1/4	28535 H3C-E 1807		CP20-23		BB2F3-S	732	DCP2023		15 15-3	
	28557 H8C 1824		CP21-42		BB2S2-S	736	DCP2142		16 16-3	
	28559 H9C 1826		CP21-44		BB2S3-S	736-6	DCP2144		17 17-3	
	28558 H8CP 1850		CP21-42L		BB2PS2-S	1736-4	DCP2142L		51-3	
	28561 H9CP 1860		CP21-44L		BB29S3-S	1736-6	DCP2144L		71-3	
	28515 B12A A2180		C1-01		B2JM1-B		DC101	B21QS-12M	TF2903	
	28516 B12 A2181		C1		B2JM2-B	786	DC1	B21QS-25M	TF3103	
	28517 B12E A2182		C1-03		B2JM3-B	789	DC103	B21QS-37M	TF3303	
	28506 B13A A2183		C2-21		B2JF1-B		DC221	B21QS-12F	TF2803	
	28507 B13 A2184		C2		B2JF2-B	785	DC2	B21QS-25F	TF3003	
ST Series/High Flow 1/4, 3/8	28508 B13E A2185		C2-23		B2JF3-B	788	DC223	B21QS-37F	TF3203	
	28528 B10-3B		A2186		C2-42	B2JS2-B	786-4	DC242	B21QS-25H TF3603	
	28530 B10-5B		A2188		C2-44	B2JS3-B	786-6	DC244	B21QS-37H TF3703	
	28531 B10-3BP		A2189		C2-42L		B2JPS2-B	1786-4	DC242L B21QS-25HP	
	TF1513									
	28532 B10-5BP		A2190		C2-44L		B2JPS3-B	1786-6	DC244L B21QS-37HP	
	TF1713									
	28509 0C 2152		CP1-01		BJ2M1-S		DCP101		TF12	
	28510 2C 2154		CP1		BJ2M2-S	783	DCP1	21AP-25M	TF10	
	28511 2C-E 2156		CP1-03		BJ2M3-S		DCP103		21AP-37M TF14	
Lincoln Interchange 1/4	28500 1C 2153		CP2-21		BJ2F1-S		DCP221		TF13	
	28501 3C 2155		CP2		BJ2F2-S	784	DCP2	21AP-25F	TF11	
	28502 3C-E		CP2-23		BJ2F3-S		DCP223		21AP-37F TF15	
	Industrial Interchange 3/8	28518 8C 2164		CP1-42		BJ2S2-S	783-4	DCP142		21AP-25H TF16
		28520 9C 2166		CP1-44		BJ2S3-S	783-6	DCP144		21AP-37H TF17
		28521 8CP 2150		CP1-42L		BJ2PS2-S	1783-4	DCP142L		TF51

STRAIGHTS JIC FLARE 37°
INFORMATION

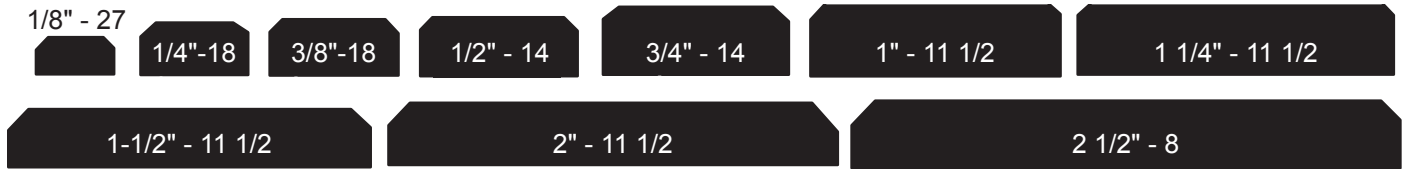
Thread Chart

DASH SIZE	2	3	4	5	6	7	8	10	12	14	16	20	24	32	40	48	
O.D. TUBING SIZE	1/8	5/32	3/16	1/4	5/16	3/8	7/16	1/2	5/8	3/4	7/8	1	1-1/4	1-1/2	2	2-1/2	3
STANDARD PIPE SIZE N.P.T.F. (DRYSEAL)*	1/8-27		1/4-18		3/8-18		1/2-14		3/4-14		1-11 1/2	1 1/4-11 1/2	1 1/2-11 1/2	2-11 1/2	2 1/2-8	3-8	
S.A.E. 45° FLARE	5/16-24		7/16-20	1/2-20	5/8-18	11/16-16	3/4-16	7/8-14	1 1/16-14	1 1/4-12	1 3/8-12						
INVERTED FLARE	5/16-24		7/16-24	1/2-20	5/8-18	11/16-18	3/4-18	7/8-18	1 1/16-16								
J.I.C. 37° FLARE	5/16-24		7/16-20	1/2-20	9/16-18		3/4-16	7/8-14	1 1/16-12	1 3/16-12	1 5/16-12	1 5/8-12	1 7/8-12	2 1/2-12	3-12	3 1/2-12	
COMPRESSION	5/16-24	5/16-24	7/16-24	1/2-24	9/16-24	5/8-24	11/16-20	13/16-18	1-18	1 1/8-18							
FLARELESS																	
COMPRESSION (PLASTIC TUBE)	5/16-24		3/8-24	7/16-24	1/2-24		11/16-20										
AIR BRAKE - PLASTIC TUBE			7/16-24		17/32-24		11/16-20	13/16-18	1-18								
AIR BRAKE - COPPER TUBE			7/16-24	1/2-24	17/32-24		11/16-20	13/16-18	1-18								
DOUBLE COMPRESSION	5/16-24		7/16-24	1/2-20	9/16-20		11/16-16										
STEEL																	
COMPRESSION (HIGH PRESSURE)	5/16-24		7/16-20	1/2-20	9/16-18		3/4-16	7/8-14	1 1/16-12	1 3/16-12	1 5/16-12	1 5/8-12	1 7/8-12	2 1/2-12			
S.A.E. O-RING	5/16-24		7/16-20	1/2-20	9/16-18		3/4-16	7/8-14	1 1/16-12	1 3/16-12	1 5/16-12	1 5/8-12	1 7/8-12	2 1/2-12			
INTERNAL O-RING																	
NPSM SWIVEL THREAD	1/8-27		1/4-18		3/8-18		1/2-14		3/4-14		1-11 1/2	1 1/4-11 1/2	1 1/2-11 1/2	2-11 1/2			
FLAT FACE THREAD			9/16-18		11/16-16		13/16-16	1-14	1 3/16-12		1 7/16-12	1 11/16-12	2-12				
BRITISH THREAD BSPP/BSPT	1/8-28		1/4-19		3/8-19		1/2-14		3/4-14		1-11	1 1/4-11	1 1/2-11	2-11			
METRIC THREAD	10		14	16	18	20	22	24	26	27	30	33	36	42	48		
CODE 61	M10X1.0		M12X1.5	M14X1.5	M16X1.5	M18X1.5	M20X1.5	M22X1.5	M26X1.5	M27X2.0	M30X2.0	M33X2.0	M36X2.0	M42X2.0	M48X2.0		
FLANGE HEAD O.D							1.19	1.335	1.50		1.75	2.00	2.38	2.81	3.31	4.00	
CODE 62																	
FLANGE HEAD O.D							1.25		1.62		1.88	2.12	2.50	3.12			

THREAD PROFILES

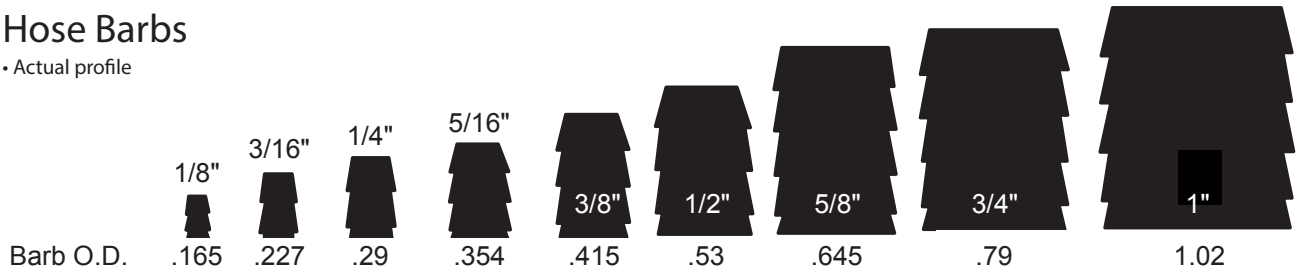
INFORMATION

Pipe Threads



Hose Barbs

• Actual profile



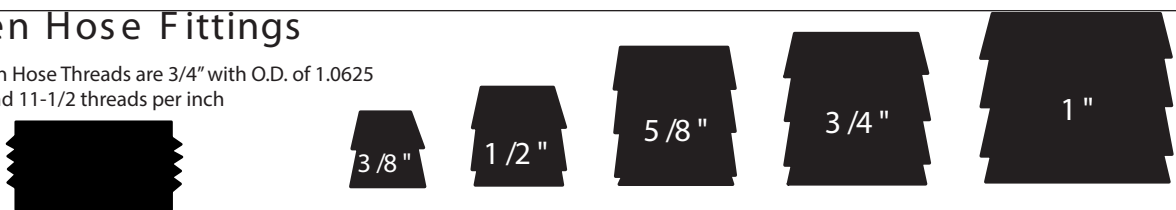
Push-On Barbs

• Actual profile

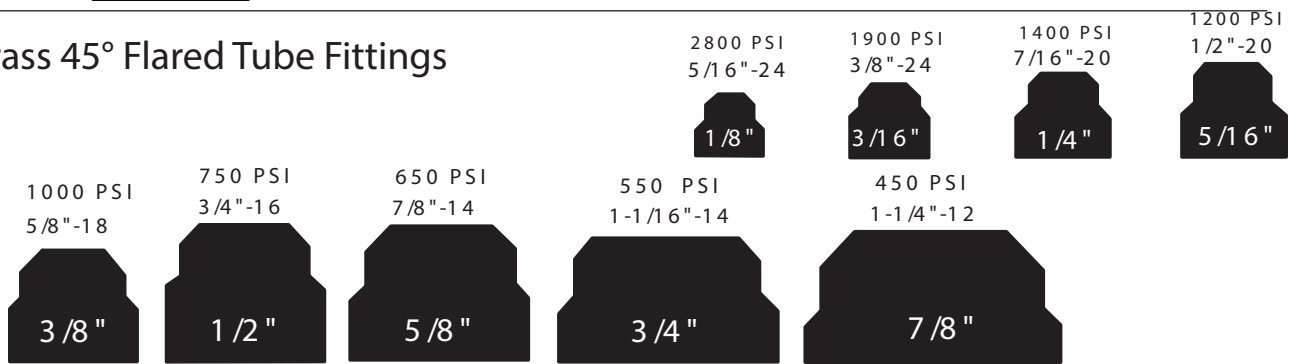


Garden Hose Fittings

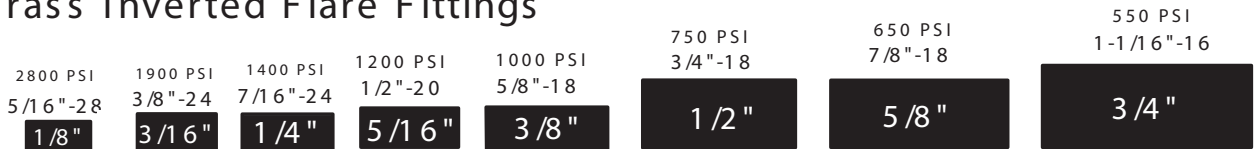
Male Garden Hose Threads are 3/4" with O.D. of 1.0625 and 11-1/2 threads per inch



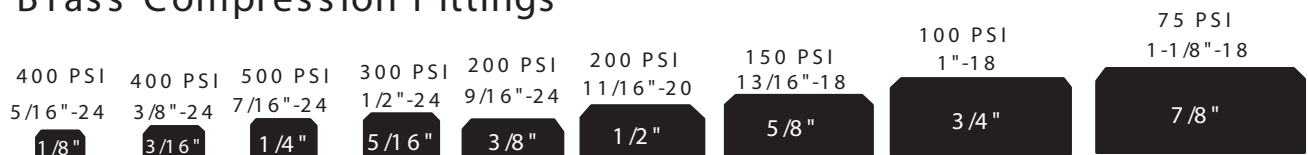
Brass 45° Flared Tube Fittings



Brass Inverted Flare Fittings



Brass Compression Fittings



Tubing O.D. Size

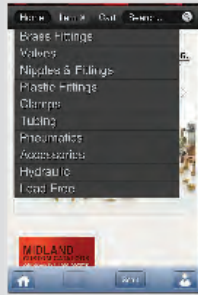
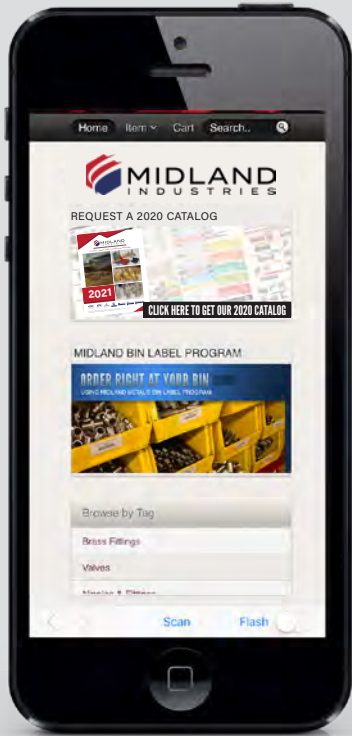


MIDLAND INDUSTRIES APP

START USING THESE GREAT FEATURES TODAY



- CHECK STOCK
- CHECK PRICING
- SCAN BARCODES
- PLACE ORDER/ REPLENISH STOCK



View all Products/ Categories



See product, price and stock



Scan barcodes for easy ordering




The Midland app provides a convenient way to browse Midland's entire product catalog, check product availability and place restocking orders. The built-in barcode scanner feature provides an easy way to quickly build and submit orders directly at the bin. No longer do you need to write down the part numbers and quantities and then manually enter your order at a later time while sitting at a computer. You simply press the "Scan" button and aim the camera at the item barcode label (Labels available through our "Bin Label on demand" program). Once the barcode is successfully scanned, you enter the desired quantity and move onto the next item until your order is complete.

Visit www.MIDLANDINDUSTRIES.com/app for more information.

CUSTOM CATALOGS

BUILDING ADVANTAGE STARTS WITH VISIBILITY

EXPAND YOUR BUSINESS WITHOUT ADDING INVENTORY



CUSTOM COVER

Our designers will work with you to create a cover that incorporates your logo, colors and photos.

CUSTOM PRICING

List price, net price or anywhere in between. You set the pricing that is right for you.

YOUR INFORMATION

Your company logo and contact information will print on the footer of each page.

Visit www.MIDLANDINDUSTRIES.com/custom



BIN LABELS ON DEMAND

Now you can create and print personalized Bin Labels on demand for any product that Midland carries. Labels can be customized with your logo or name. Multiple sizes available

4" x 2"



3.5" x 2"



2.625" x 1"



FAST • ACCURATE • EASY • FREE

to learn more about how Bin Labels on Demand can help your business, visit www.MIDLANDINDUSTRIES.com/bin

NEW PRODUCTS INTRO PGS 7-8

PICTORIAL INDEX PGS 21-49

BRASS PGS 1-164

LEAD FREE PGS 165-199

LF VALVES & PLUMBING PGS 200-220

VALVES PGS 221-273

NIPPLES & FITTINGS PGS 274-364

PLASTIC PGS 365-379

HOSE ACCESSORIES PGS 380-408

HOSE PGS 409-438

CLAMPS PGS 452-472

TUBING PGS 473-479

PRESSURE WASHER 480-485

PNEUMATICS PGS 486-508

TRUCK & TRAILER PGS 509-530

HYDRAULICS PGS 531-575

STAINLESS STEEL ADAPTERS 576-591

NUMERICAL INDEX 592-626



**MIDLAND
INDUSTRIES**

...TOO CONVENIENT NOT TO BUY FROM

TOLL FREE PHONE

800-821-5725

INTERNATIONAL PHONE

816-842-0493

Email: Sales@MidlandIndustries.com

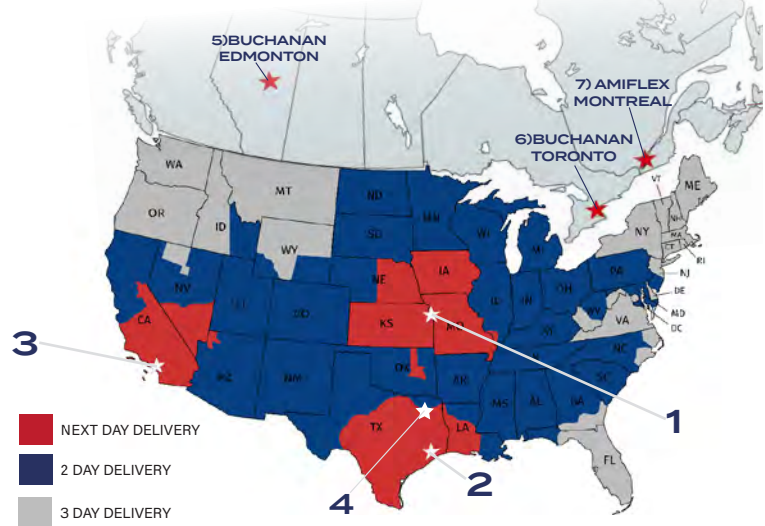
TOLL FREE FAX

800-877-5391

INTERNATIONAL FAX

816-842-6707

6 FULL STOCKING LOCATIONS



1) MIDWEST DISTRIBUTION

Full Stocking Location
3145 Oak Street
Kansas Ciy, MO 64111

2) TEXAS DISTRIBUTION

Full Stocking Location
5544 Armour Drive,
Houston, TX 77020

4) TEXAS DISTRIBUTION

Full Stocking Location
600 E. Centre Park
DeSoto, TX 75115

3) WEST COAST DISTRIBUTION

Full Stocking Location
659 E Ball Rd
Anahiem, CA 92805

CANADIAN DISTRIBUTION

5) BUCHANAN RUBBER - EDMONTON

9547-12 Ave SW, Edmonton, AB T6X-0C3

6) BUCHANAN RUBBER-TORONTO

50 Fasken Drive (units 11-21), Etobicoke, ON M9W-1K5

7) AMIFLEX-MONTREAL

9555 Henri Bourassa Ouest, Montreal, QC H4S-1S7

WWW.MIDLANDINDUSTRIES.COM

